



US00D833779S

(12) **United States Design Patent**
Meyer

(10) **Patent No.:** **US D833,779 S**

(45) **Date of Patent:** **** Nov. 20, 2018**

(54) **VEHICLE SEAT BASE COVER SKIRT**

(71) Applicant: **Eurow & O'Reilly Corporation**, Simi Valley, CA (US)

(72) Inventor: **John Michael Meyer**, Valencia, CA (US)

(73) Assignee: **Eurow & O'Reilly Corporation**, Simi Valley, CA (US)

(**) Term: **15 Years**

(21) Appl. No.: **29/598,823**

(22) Filed: **Mar. 29, 2017**

(51) **LOC (11) Cl.** **06-13**

(52) **U.S. Cl.**
USPC **D6/611**

(58) **Field of Classification Search**
USPC D6/334-336, 349, 351, 352, 358, 360, D6/364, 365, 366, 374, 375, 379, 380, D6/611, 657, 662.1, 672, 674, 675, 675.1, D6/675.3, 683, 683.1, 685, 691, 691.5, D6/702, 708, 708.2, 708.21, 708.25, 716, D6/716.1-716.4; D3/304, 307, 309
CPC A47C 1/143; A47C 31/00; A47C 31/11; A47C 31/08; A47C 31/10; A47C 31/105; A47C 31/113; A47C 31/116; A47C 4/28; A47C 4/283; A47C 4/286; A47C 4/30; A47C 4/32; A47C 4/34; A47C 4/36; A47C 4/38; A47C 4/40; A47C 4/42; A47C 4/44; A47C 4/46; A47C 4/48; A47C 4/50; A47C 4/54; A47C 5/00; A47C 5/005; A47C 5/02; A47C 7/02; A47C 7/36; A47C 7/50; A47C 7/54; A47C 7/62; A47C 7/66; A47C 17/00; A47C 17/045; A47C 17/22; A47C 17/86; A47C 19/205; A47C 21/00; A47C 21/022; A47C 21/026; A47C 21/028; A47C 21/042; A47C 27/001; A47C 27/002; A47C 27/003; A47C 27/005; A47C 27/006; A47C 27/007; A47C

27/008; A47C 27/05; A47C 27/053; A47C 27/056; A47C 27/067; B60N 2/60; B60N 2/2881; B60N 2/6018; B60N 2/6036

See application file for complete search history.

(56) **References Cited**

U.S. PATENT DOCUMENTS

D243,496	S	*	3/1977	Flowers	D6/611
D295,248	S	*	4/1988	Sommerfield	D6/601
D402,846	S	*	12/1998	Licata	D6/611
6,309,017	B1	*	10/2001	Middleton	A47C 31/113 297/219.1
D506,101	S	*	6/2005	Rains	D6/611
D508,360	S	*	8/2005	Inman	D6/611
7,172,246	B1	*	2/2007	Itakura	A47C 31/116 297/219.1
D576,832	S	*	9/2008	Bazso	D6/611

(Continued)

Primary Examiner — Kevin K Rudzinski

Assistant Examiner — Paul D Bohannon

(74) *Attorney, Agent, or Firm* — Posz Law Group, PLC

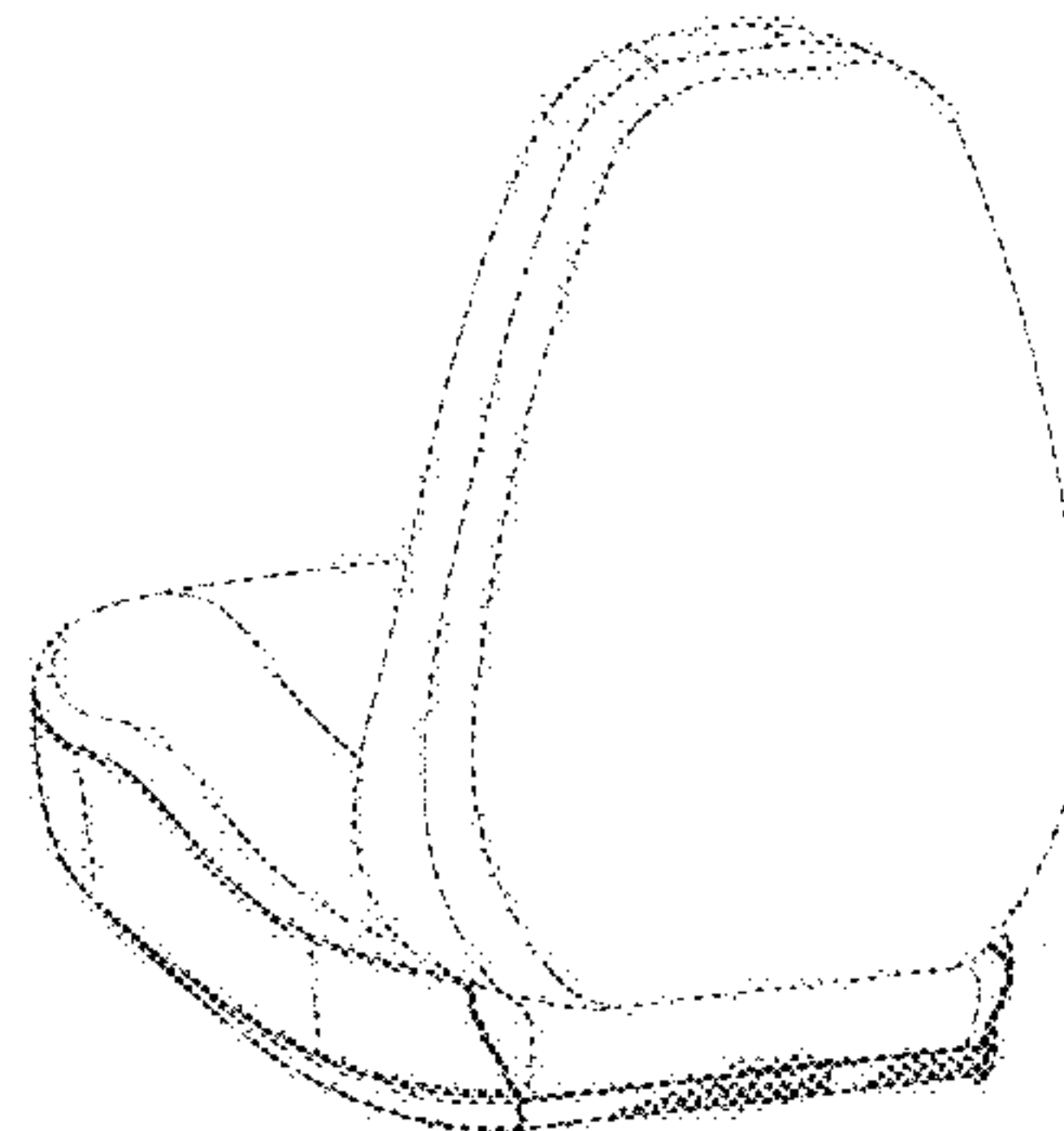
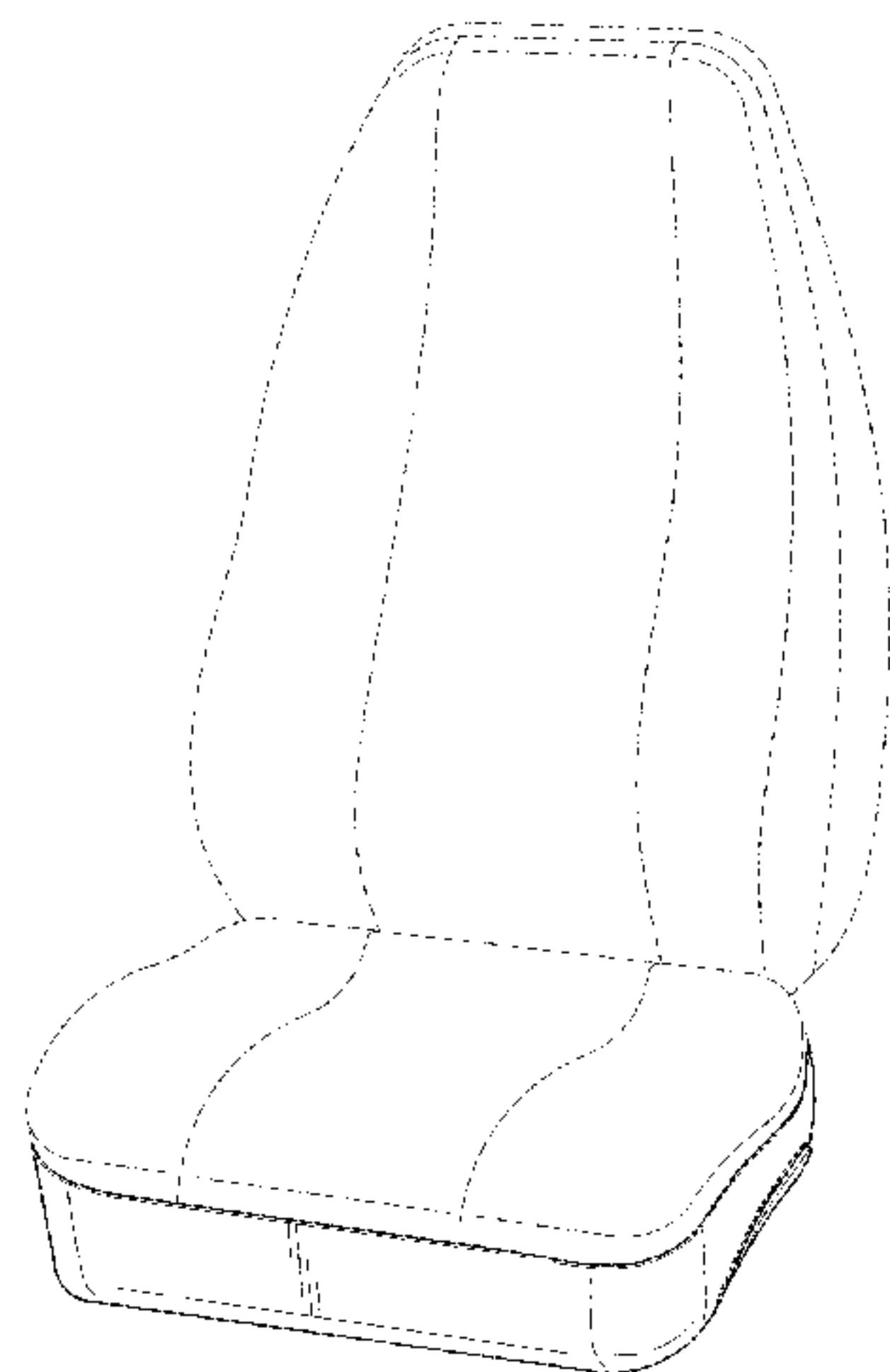
(57) **CLAIM**

The ornamental design for a vehicle seat base cover skirt, as shown and described.

DESCRIPTION

FIG. 1 is a front perspective view of a vehicle seat base cover skirt showing my new design; FIG. 2 is a rear perspective view thereof; FIG. 3 is a front elevation view thereof; FIG. 4 is a rear elevation view thereof; FIG. 5 is a top plan view thereof; FIG. 6 is a bottom plan view thereof; FIG. 7 is a left side elevation view thereof; and, FIG. 8 is a right side elevation view thereof. The broken line showing of a seat-top part and backrest part are included to illustrate environmental structures and form no part of the claimed design.

1 Claim, 6 Drawing Sheets



(56)

References Cited

U.S. PATENT DOCUMENTS

D634,151	S *	3/2011	Pettit	D6/611
D653,885	S *	2/2012	Longenecker	D6/611
D672,597	S *	12/2012	Watts	D6/611
D675,468	S *	2/2013	James	D6/611
D692,259	S *	10/2013	Janowski	D6/611
D696,877	S *	1/2014	Cameron	D6/611
D730,083	S *	5/2015	Walsh	D6/611
2008/0061610	A1 *	3/2008	Tache	A47C 31/00 297/219.1
2017/0164695	A1 *	6/2017	Davis	A44B 19/20

* cited by examiner

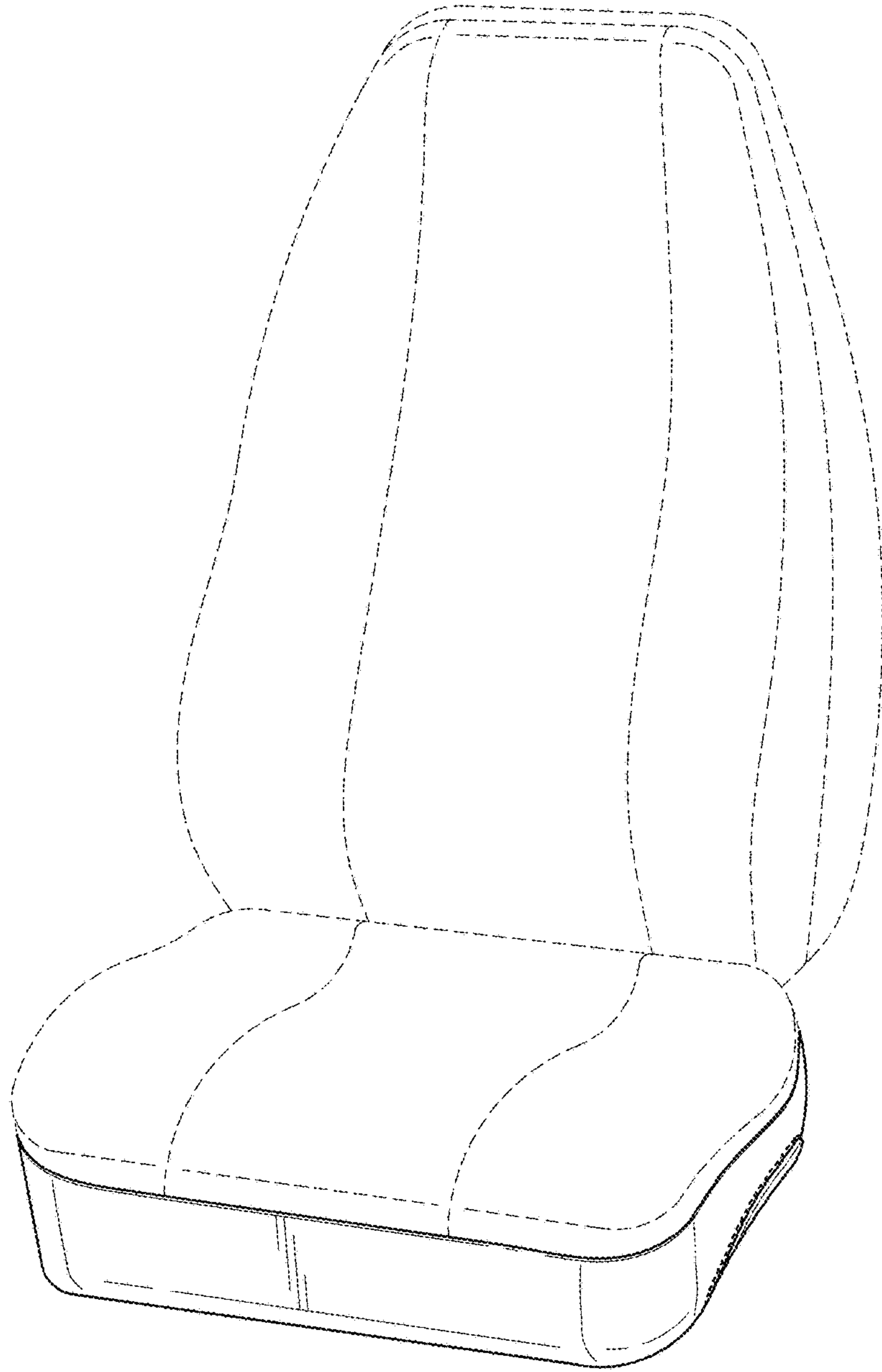


FIG. 1

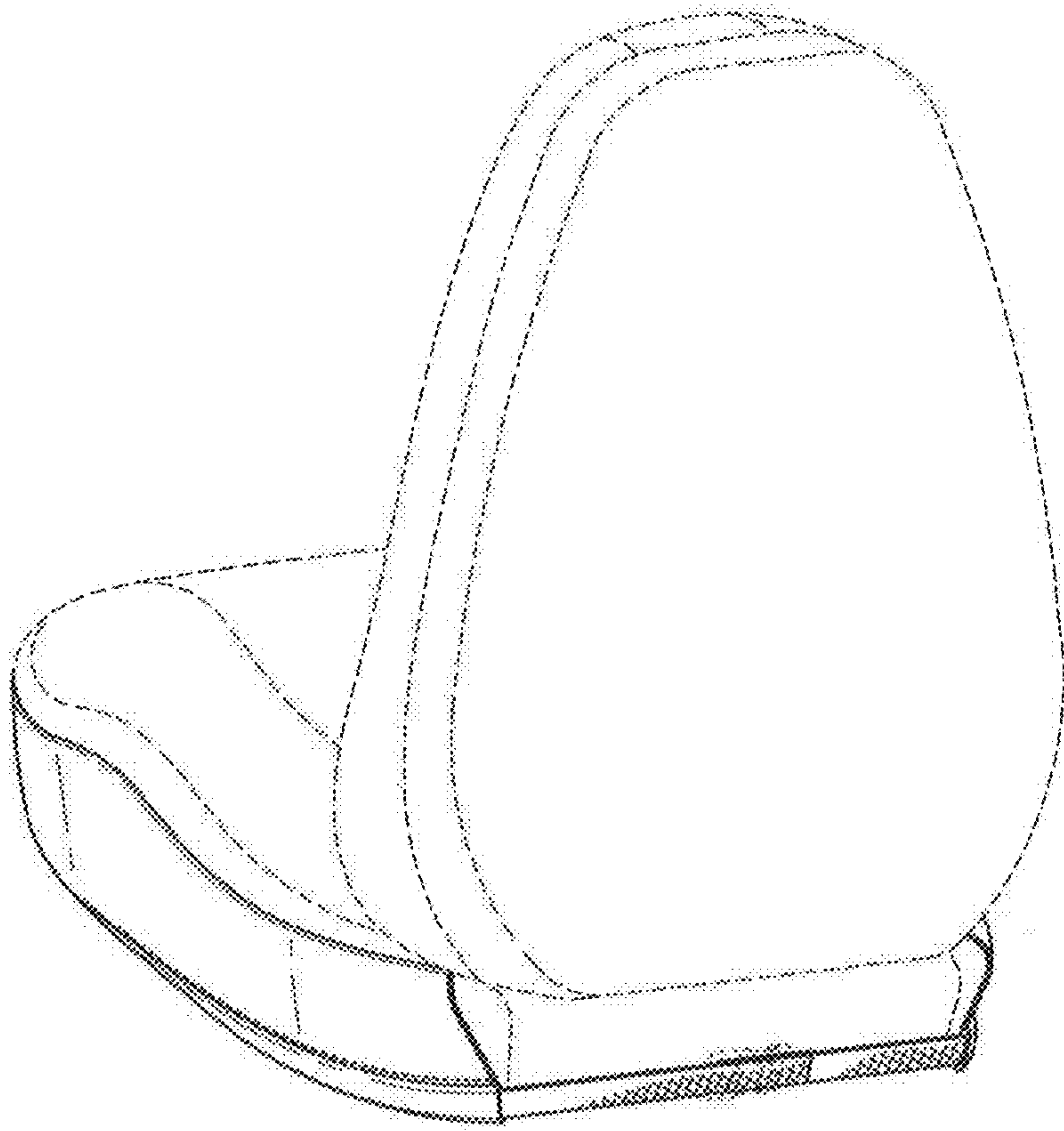


FIG. 2

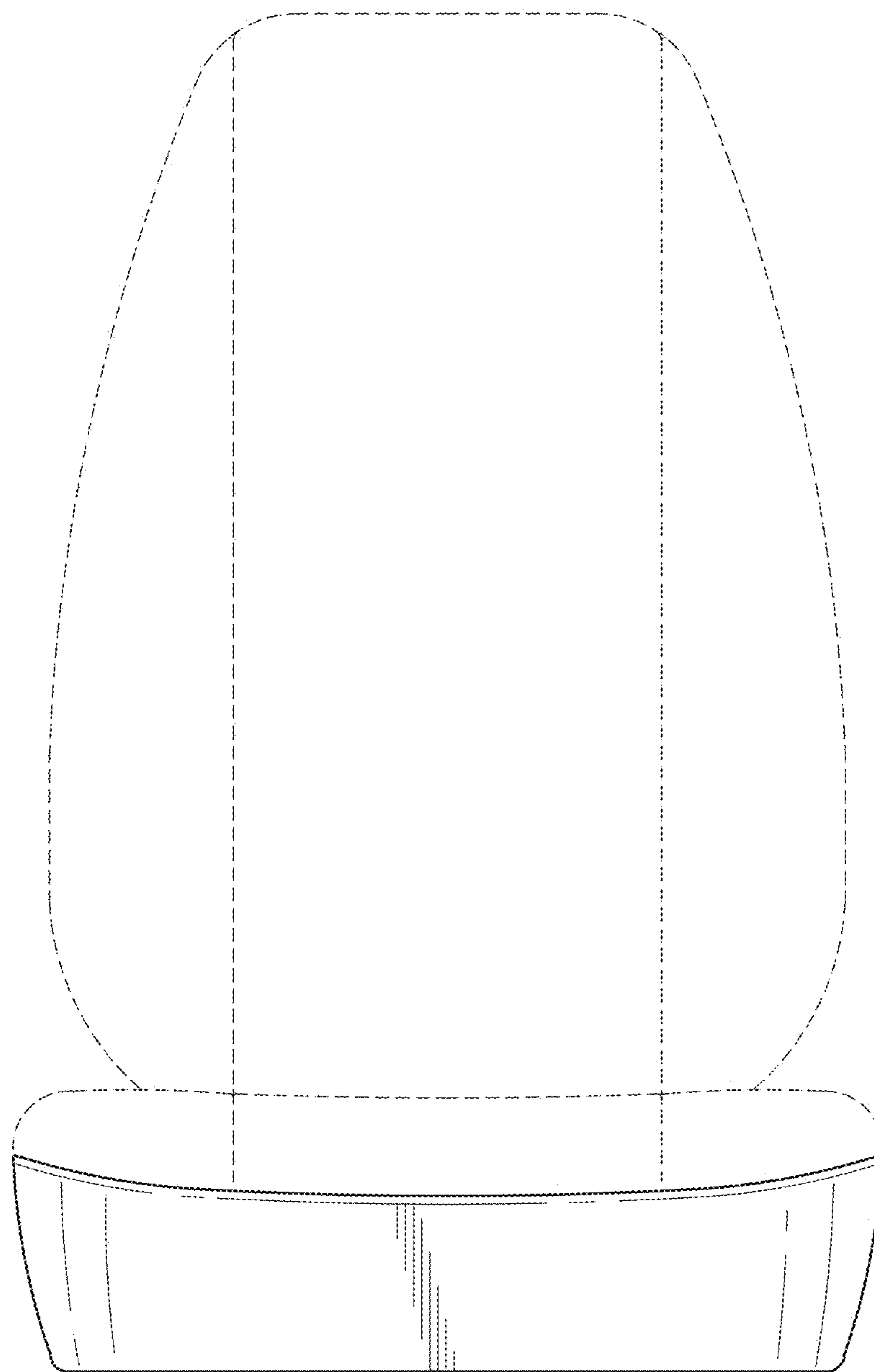


FIG. 3

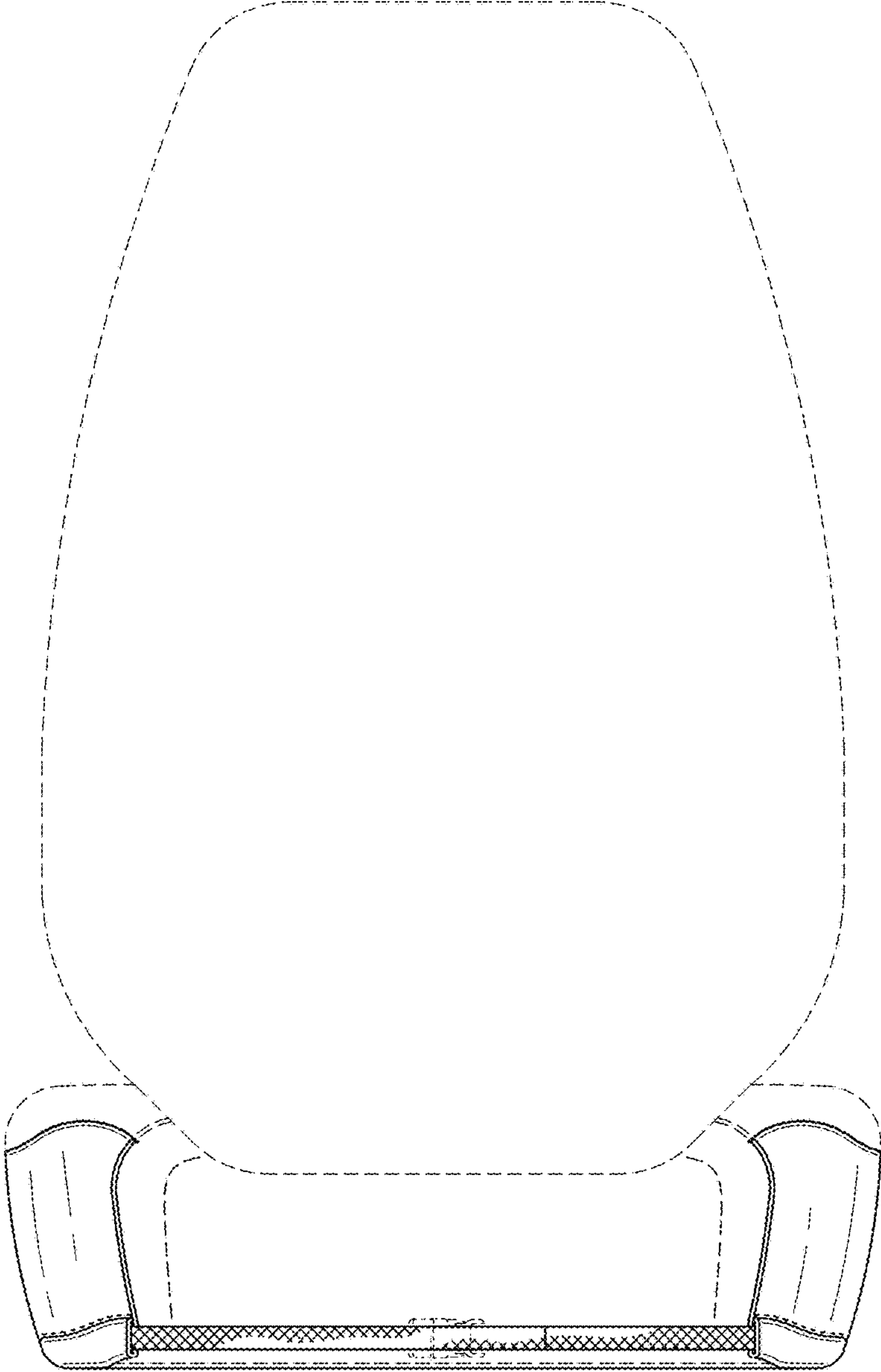


FIG. 4

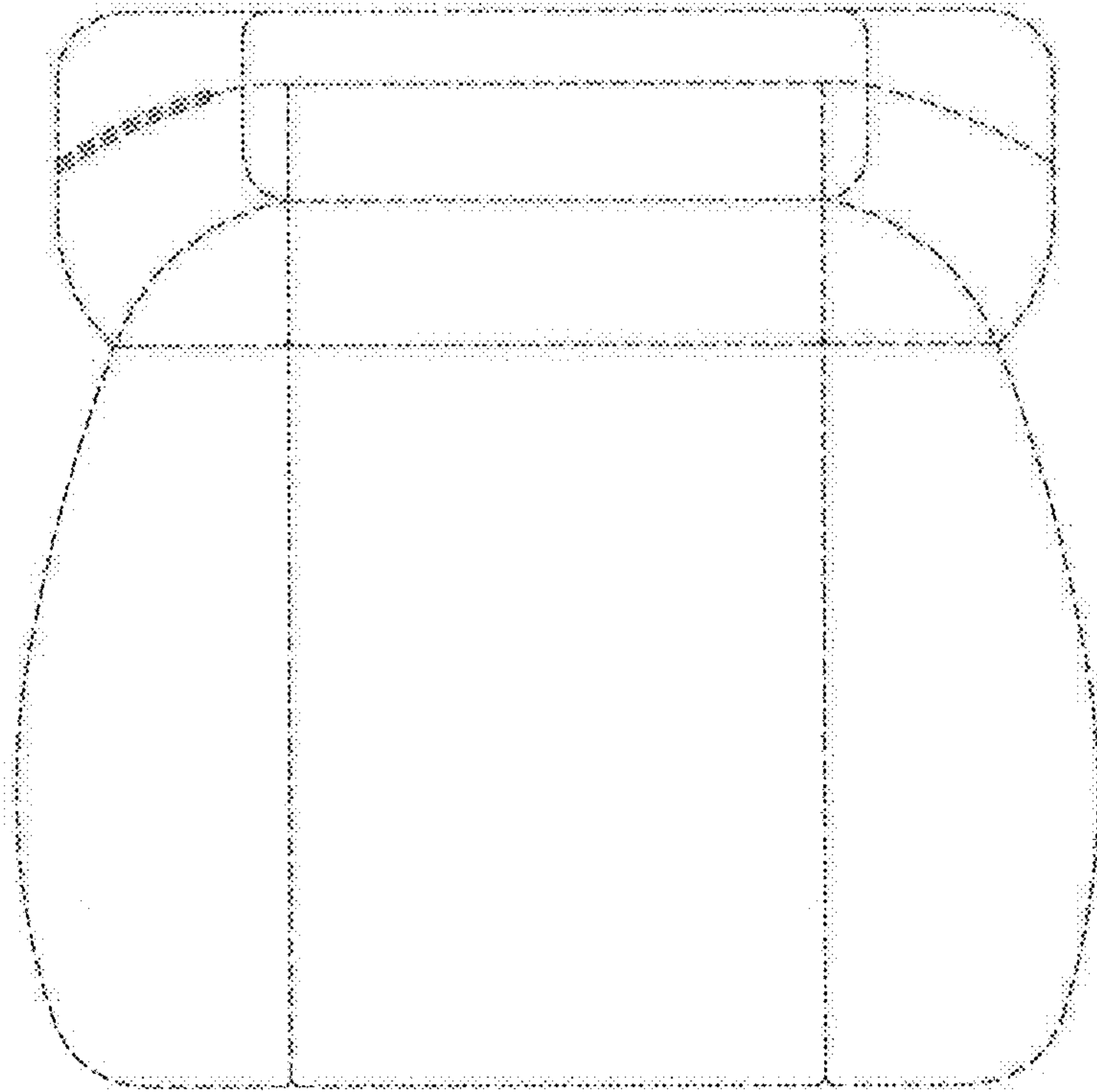


FIG. 5

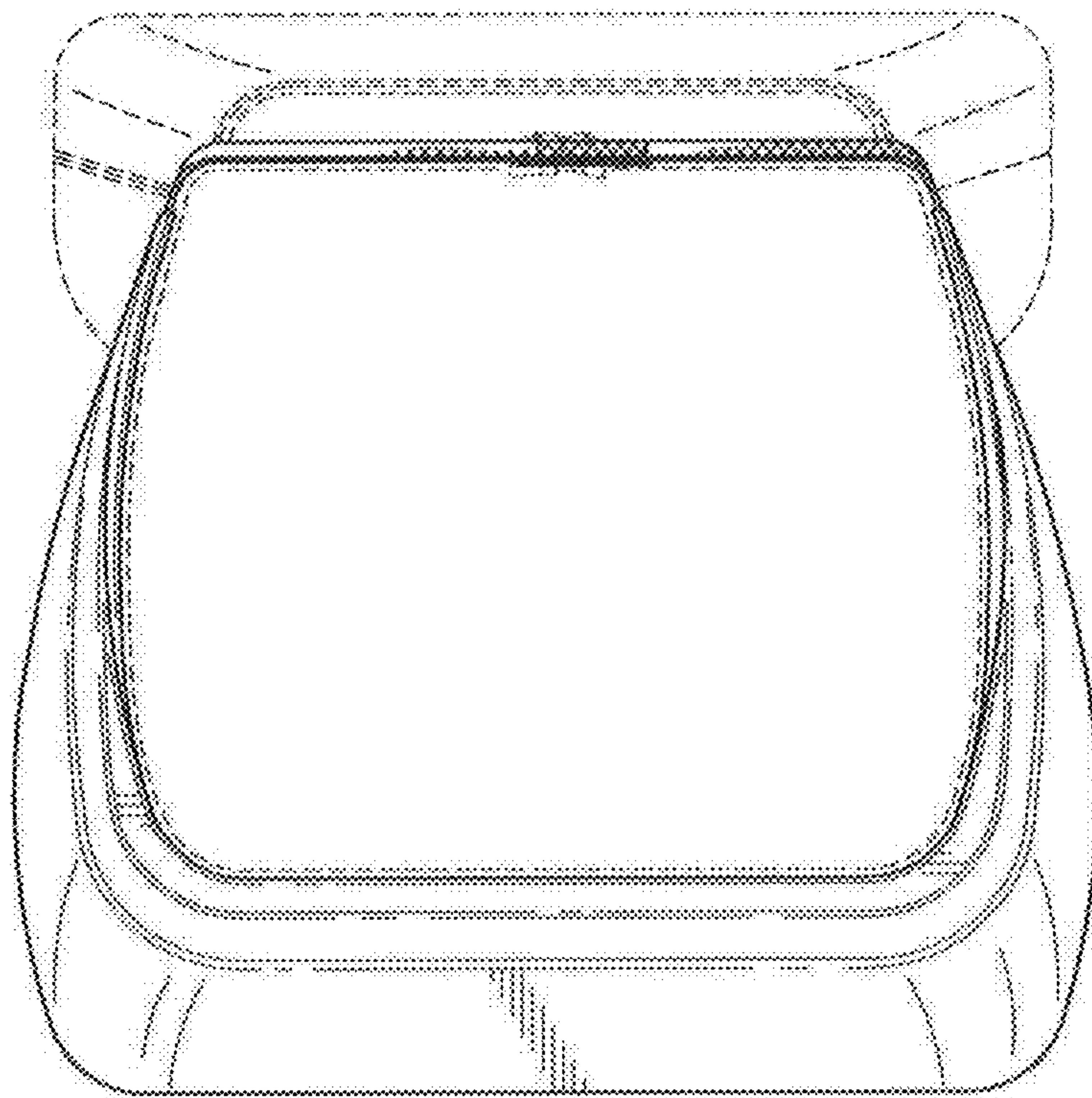


FIG. 6

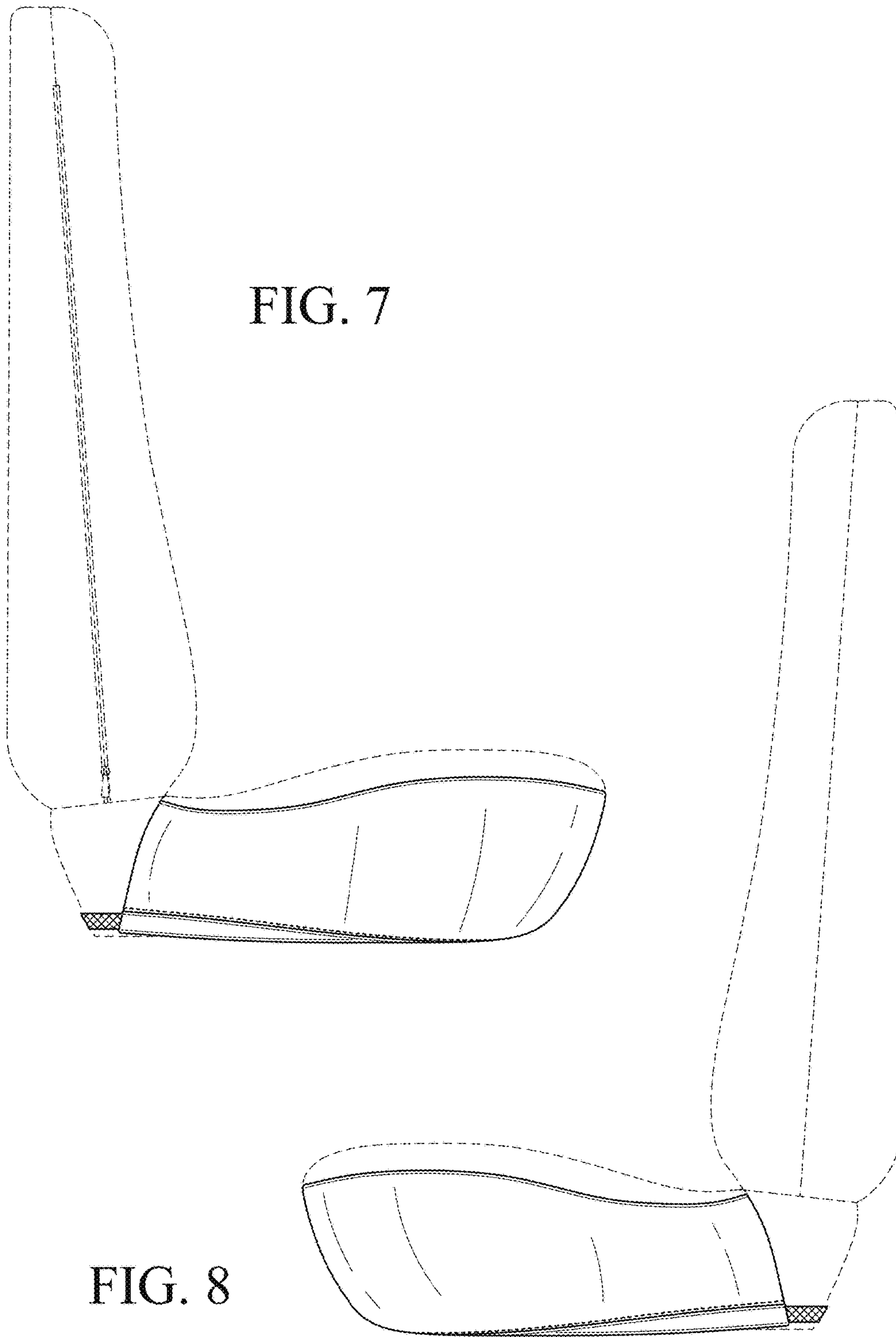


FIG. 7

FIG. 8