



US00D833777S

(12) **United States Design Patent**
Bhanpurawala

(10) **Patent No.:** **US D833,777 S**

(45) **Date of Patent:** **** Nov. 20, 2018**

- (54) **SHELL FOR MATTRESS**
- (71) Applicant: **Huseni Bhanpurawala**, Mumbai (IN)
- (72) Inventor: **Huseni Bhanpurawala**, Mumbai (IN)
- (**) Term: **15 Years**
- (21) Appl. No.: **29/588,118**
- (22) Filed: **Dec. 19, 2016**
- (30) **Foreign Application Priority Data**
 - Sep. 16, 2016 (IN) 286880
- (51) **LOC (11) Cl.** **06-99**
- (52) **U.S. Cl.**
USPC **D6/606**
- (58) **Field of Classification Search**
 - USPC D6/333, 349, 355, 375, 388, 512, 563,
D6/564, 595, 596, 601, 604, 611, 707,
D6/715, 716, 716.1; D24/183-185, 234;
D21/803, 804, 805, 809; 5/401, 420,
5/600, 630, 631, 632, 633, 635, 636, 638,
5/639, 646, 652, 652.1, 655, 703, 730;
297/401, 420, 600, 630, 631, 632, 633,
297/635, 636, 638, 639, 646, 652, 652.1,
297/655, 703, 730
 - CPC .. A47G 9/1018; A47G 9/1009; A47G 9/1027;
A47G 9/1045; A47G 9/1063; A47G
9/1072; A47G 9/1081

See application file for complete search history.

D323,092 S *	1/1992	Fenner, Sr.	D6/596
D329,566 S *	9/1992	Davidson, Jr.	6/601
D394,578 S *	5/1998	Raburn	D6/596
D405,636 S *	2/1999	Stewart	D6/596
D407,785 S *	4/1999	Scheurer	21/803
D407,937 S *	4/1999	Klimenko	D6/596
D416,739 S *	11/1999	Denney	D6/596
D416,740 S *	11/1999	Denney	D6/596
6,108,835 A *	8/2000	Hwang	A47C 27/084 5/420
D467,118 S *	12/2002	McClure	D6/596
D486,027 S *	2/2004	Baxter	D6/596
D487,372 S *	3/2004	Ku	D6/604
D524,584 S *	7/2006	Contreras	D6/606
D528,340 S *	9/2006	Contreras	D6/606
D537,729 S *	3/2007	Owaku	D6/601
D569,160 S *	5/2008	Mossbeck	D6/601
8,281,436 B2 *	10/2012	Spahn	A61G 7/05784 5/703
D677,506 S *	3/2013	Lai	D6/601
D692,688 S *	11/2013	Curtis	D6/602
D737,074 S *	8/2015	Sobran	D6/601

(Continued)

Primary Examiner — Michelle E. Wilson
Assistant Examiner — Sanjeev Paul
 (74) *Attorney, Agent, or Firm* — The Roy Gross Law Firm, LLC; Roy Gross

(57) **CLAIM**

The ornamental design for a shell for mattress, as shown and described.

DESCRIPTION

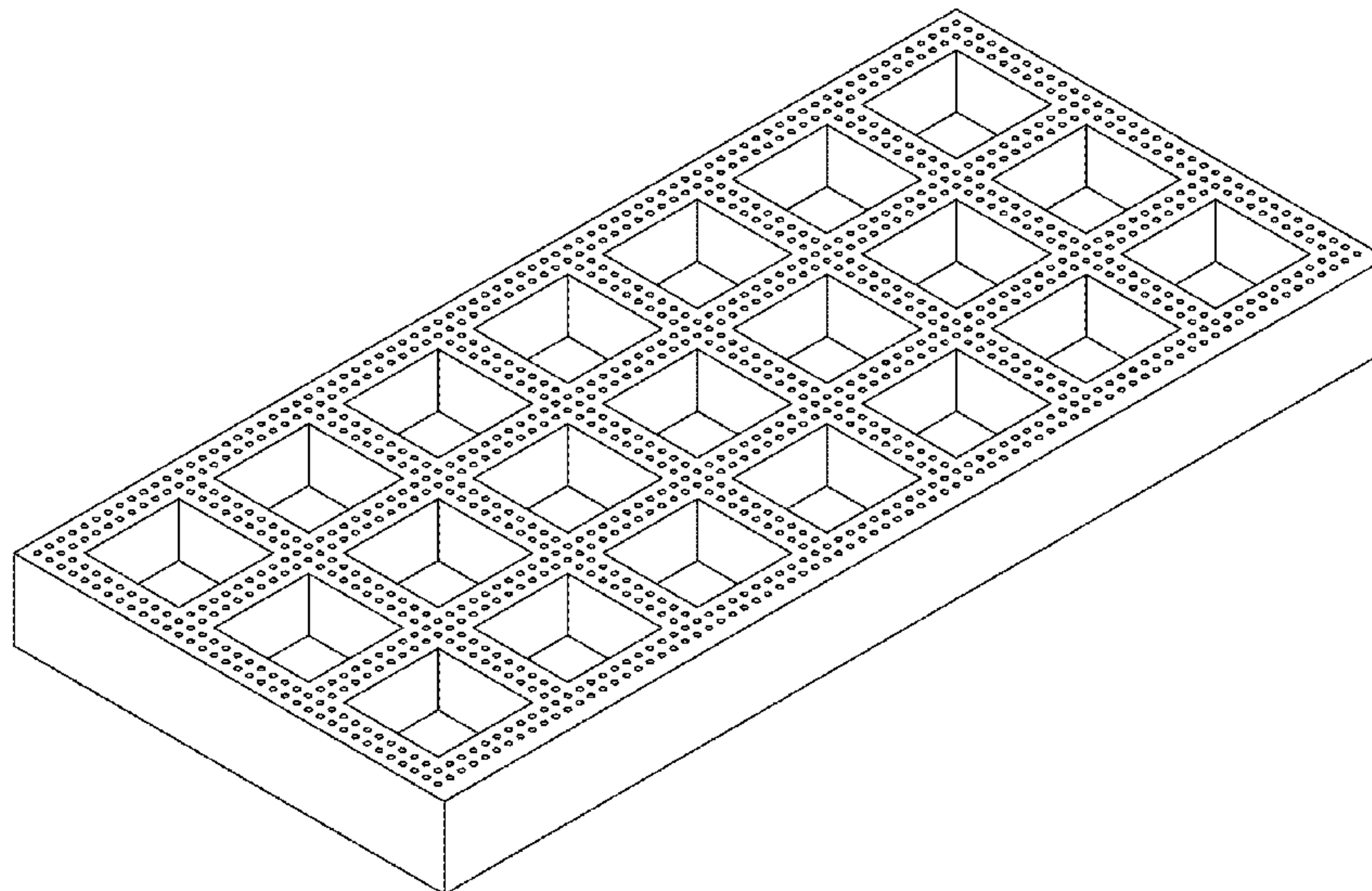
FIG. 1 is a perspective view of a shell for mattress in accordance with the new design;
 FIG. 2 is a front view thereof;
 FIG. 3 is a rear view thereof;
 FIG. 4 is a top view thereof;
 FIG. 5 is a bottom view thereof;
 FIG. 6 is a side view thereof; and,
 FIG. 7 is a side view thereof.

1 Claim, 5 Drawing Sheets

(56) **References Cited**

U.S. PATENT DOCUMENTS

4,369,610 A *	1/1983	Volan	E04F 13/12 52/489.1
4,422,194 A *	12/1983	Viesturs	A47C 27/085 5/654
D309,777 S *	8/1990	Woods	23/403



(56)

References Cited

U.S. PATENT DOCUMENTS

D738,644 S *	9/2015	Reynolds	D6/601
D751,322 S *	3/2016	Reynolds	D6/601
D758,103 S *	6/2016	Mason	D6/601
D765,443 S *	9/2016	Lin	D6/606
D775,864 S *	1/2017	Bertoncello	6/605
D787,862 S *	5/2017	Szpyt	D6/606
D792,127 S *	7/2017	Roberts	D6/606
2012/0131752 A1 *	5/2012	Mason	A47C 27/146 5/652.1
2013/0055503 A1 *	3/2013	Huang	A47C 7/746 5/652.1
2017/0071360 A1 *	3/2017	Bhanpurawala	A47C 27/05

* cited by examiner

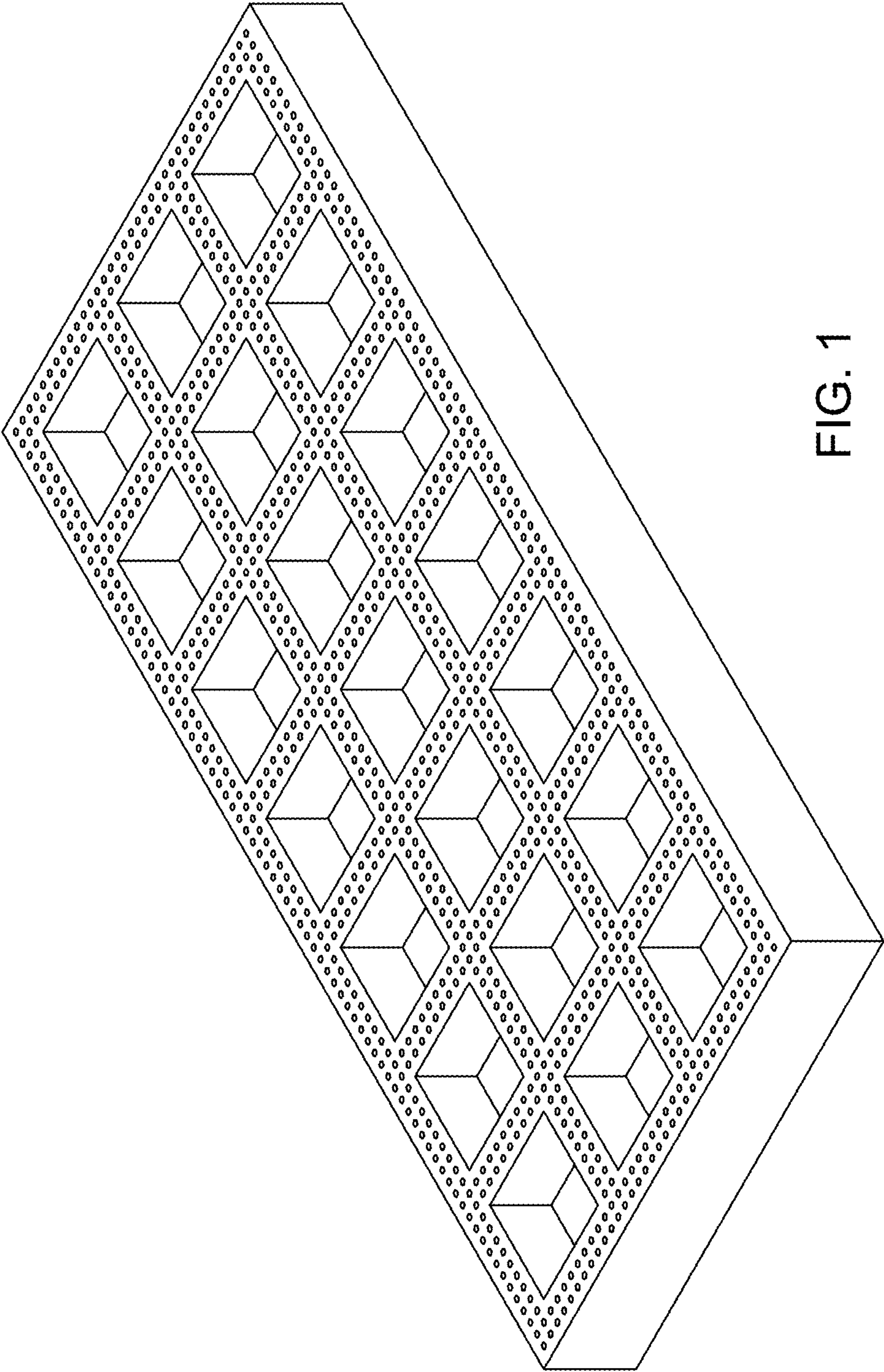


FIG. 1




FIG. 2




FIG. 3




FIG. 4




FIG. 5



FIG. 7




FIG. 6