



US00D833757S

(12) **United States Design Patent**
Hielscher et al.

(10) **Patent No.:** **US D833,757 S**

(45) **Date of Patent:** **** Nov. 20, 2018**

(54) **TOOTHBRUSH HANDLE**

(71) Applicant: **The Gillette Company LLC**, Boston, MA (US)

(72) Inventors: **Christine Hielscher**, Frankfurt (DE);
Sarah Mote, Frankfurt (DE); **Dominik Langhammer**, Frankfurt (DE);
Tilman Winkler, Kronberg (DE);
Aycan Senturk-Andersson, Frankfurt (DE); **Benedikt Heil**, Friedberg (DE)

(73) Assignee: **THE GILLETTE COMPANY LLC**, Boston, MA (US)

(**) Term: **15 Years**

(21) Appl. No.: **29/618,539**

(22) Filed: **Sep. 21, 2017**

(51) **LOC (11) Cl.** **04-02**

(52) **U.S. Cl.**
USPC **D4/138**

(58) **Field of Classification Search**
USPC D4/104, 105, 106, 107, 108, 109, 110,
D4/111, 112, 113, 114, 115, 116, 117,
D4/118, 121, 122; D19/904, 908
CPC A46B 9/04; A46B 2200/1066; A46B
2200/1073; A46B 9/045
See application file for complete search history.

(56) **References Cited**

U.S. PATENT DOCUMENTS

- 360,298 A * 3/1887 Hewitt B43K 3/00
15/435
- D28,558 S * 5/1898 Goldsmith D19/185
- 1,121,082 A * 12/1914 Farrar A46B 7/04
15/184
- D359,623 S * 6/1995 Kinoshita D4/104
- D417,699 S * 12/1999 Izushima D19/174

- D418,871 S * 1/2000 Keda D19/171
- D441,015 S * 4/2001 Izushima D19/174
- 6,352,313 B1 * 3/2002 Wilson A46B 9/04
300/4
- 6,397,425 B1 * 6/2002 Szczech A46B 5/0062
15/143.1
- D463,668 S * 10/2002 Yoshimoto D4/104
- D463,821 S * 10/2002 Nishida D19/174
- D487,773 S * 3/2004 Keda D19/174
- D562,389 S * 2/2008 Ikeda D19/172
- 7,383,619 B2 * 6/2008 Gross A46B 5/02
15/143.1
- D581,461 S * 11/2008 Li D19/163
- D612,613 S * 3/2010 Pusch D4/104
- 7,975,389 B2 * 7/2011 Bozikis B26B 21/528
30/32
- D646,063 S * 10/2011 Ballmaier D4/104
- D676,663 S * 2/2013 Ptok D4/104

(Continued)

FOREIGN PATENT DOCUMENTS

- CN 302845122 * 6/2014
- CN 303313395 * 8/2015

(Continued)

Primary Examiner — Karen E Eldridge Powers

(74) *Attorney, Agent, or Firm* — James E. Oehlenschlager

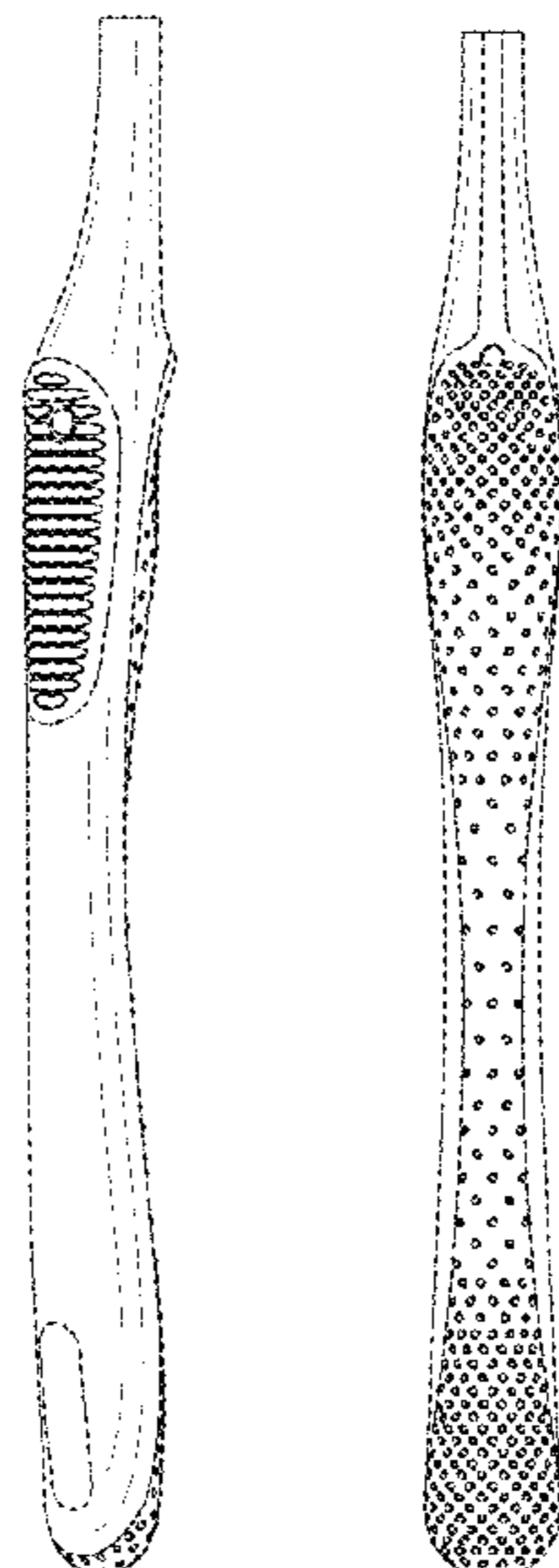
(57) **CLAIM**

The ornamental design for a toothbrush handle, as shown and described.

DESCRIPTION

FIG. 1 is a perspective view of a toothbrush handle;
FIG. 2 is a front elevation view thereof;
FIG. 3 is a rear elevation view thereof;
FIG. 4 is a left-side elevation view thereof;
FIG. 5 is a right-side elevation view thereof;
FIG. 6 is a top plan view thereof; and,
FIG. 7 is a bottom plan view thereof.

1 Claim, 2 Drawing Sheets



(56)

References Cited

U.S. PATENT DOCUMENTS

8,464,388 B2 * 6/2013 Chen A46B 9/04
15/106
D696,518 S * 12/2013 Ballmaier D4/104
D745,926 S * 12/2015 Watase D19/173
9,833,061 B2 * 12/2017 Kalbfeld A46B 15/0069
9,993,066 B2 * 6/2018 Bresselschmidt ... B29C 45/0055
2014/0352719 A1 * 12/2014 Tran A46B 5/026
134/6
2015/0305482 A1 * 10/2015 Tran A46B 9/04
15/22.1
2017/0215568 A1 * 8/2017 Kim A46B 9/04

FOREIGN PATENT DOCUMENTS

TR 086807-0019 * 2/2016
WO WO-D077470-007 * 7/2014
WO WO-D086807-001 * 11/2015

* cited by examiner




FIG. 1




FIG. 2




FIG. 3

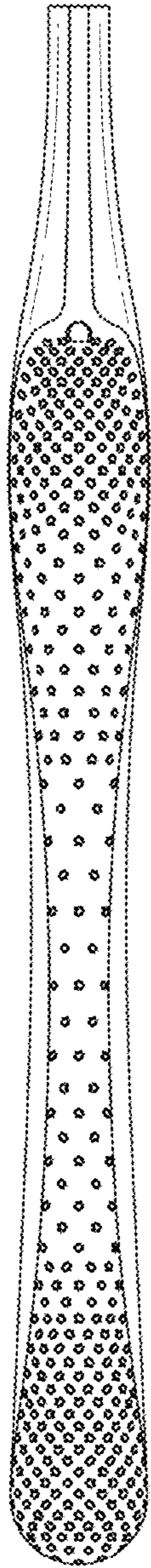


FIG. 4




FIG. 5

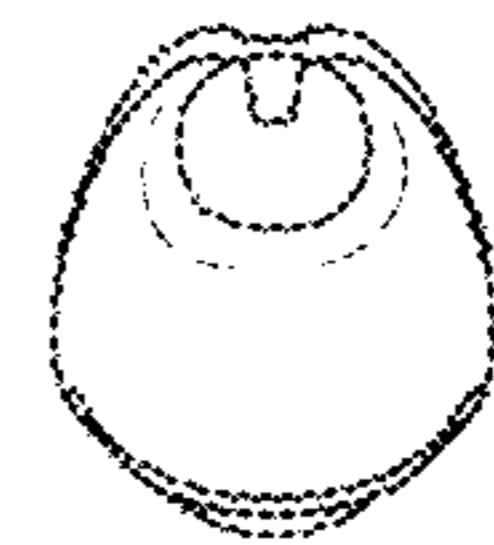


FIG. 6

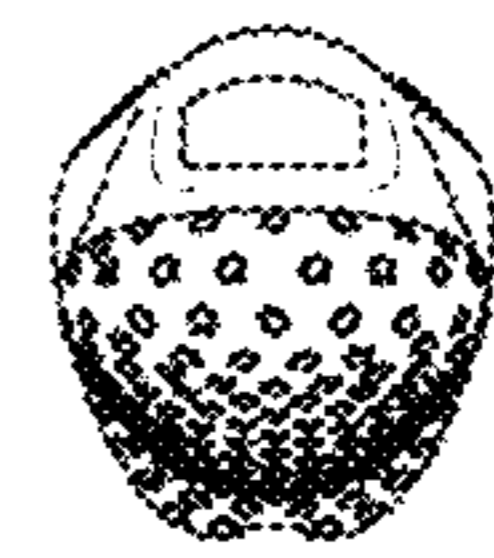


FIG. 7