



US00D833749S

(12) **United States Design Patent** (10) **Patent No.:** **US D833,749 S**
Meador, III et al. (45) **Date of Patent:** **** Nov. 20, 2018**

- (54) **BACKPACK BACK SUPPORT FRAME**
- (71) Applicant: **MMI Outdoor, Inc.**, Montgomery, AL (US)
- (72) Inventors: **William V. Meador, III**, Opelika, AL (US); **Ryan T. Torpey**, Montgomery, AL (US); **Jacob S. Pugh**, Montgomery, AL (US)
- (73) Assignee: **MMI Outdoor, Inc.**, Montgomery, AL (US)

D691,792 S * 10/2013 Robert D3/216
 8,678,258 B1 3/2014 Knight et al.
 9,095,203 B2 * 8/2015 Hairston A45F 3/08
 2005/0035170 A1 * 2/2005 Sears A45F 3/04
 224/630
 2012/0199624 A1 * 8/2012 Howell A45F 3/04
 224/635

* cited by examiner

Primary Examiner — Holly H Baynham
 (74) *Attorney, Agent, or Firm* — Bush Intellectual Property Law; Kenneth M. Bush

(**) Term: **15 Years**

(21) Appl. No.: **29/611,504**

(22) Filed: **Jul. 21, 2017**

(51) **LOC (11) Cl.** **03-01**

(52) **U.S. Cl.**
USPC **D3/318**

(58) **Field of Classification Search**
 USPC D3/216, 318
 CPC A45F 3/08
 See application file for complete search history.

(56) **References Cited**

U.S. PATENT DOCUMENTS

D458,755 S * 6/2002 Szyf D3/218
 D630,011 S 1/2011 Knight et al.

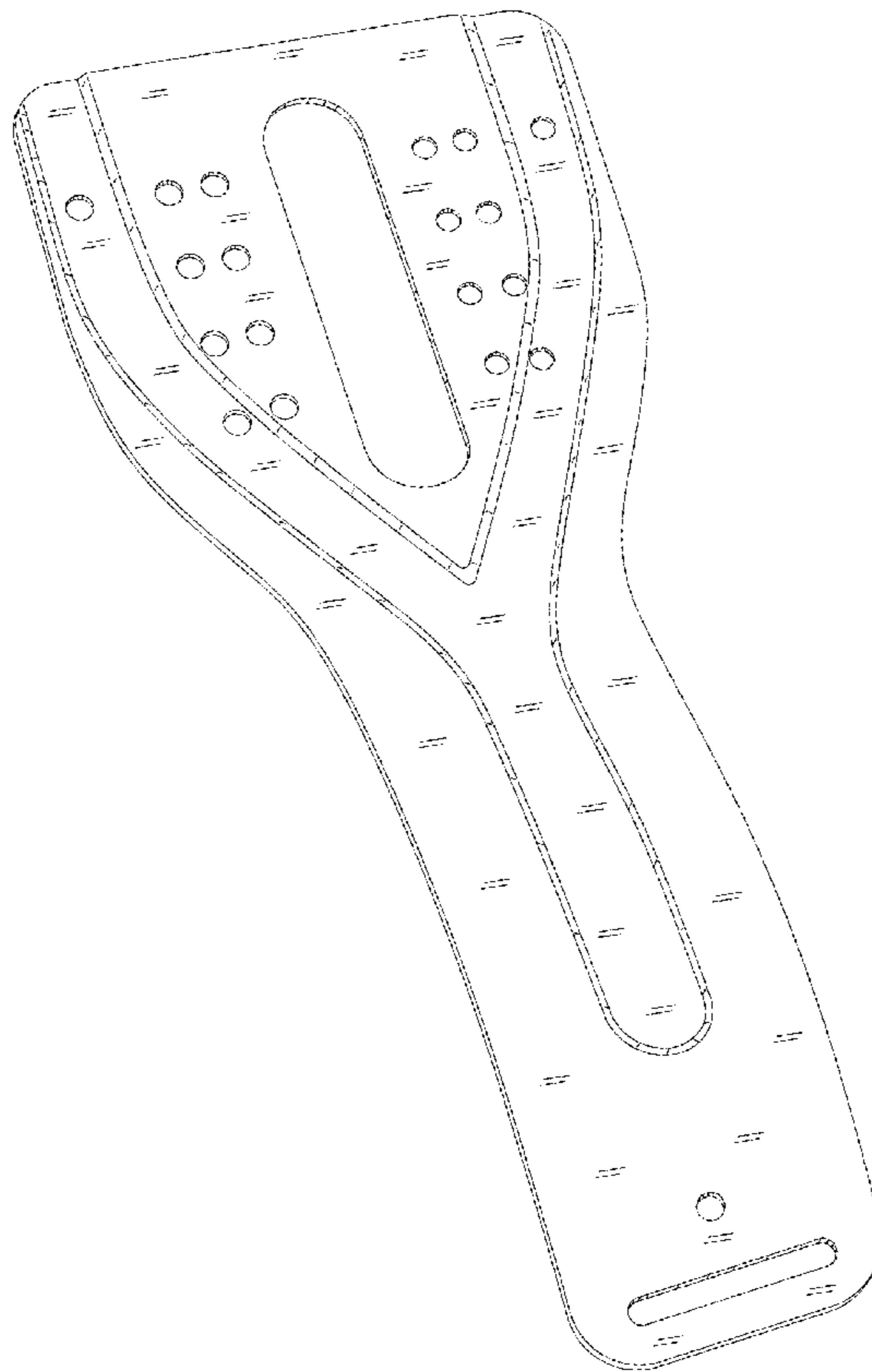
(57) **CLAIM**

We claim the ornamental design for a backpack back support frame, as shown and described.

DESCRIPTION

FIG. 1 is a front, left side perspective view of a backpack back support frame showing our new design;
 FIG. 2 is a front elevational view thereof;
 FIG. 3 is a rear elevational view thereof;
 FIG. 4 is a right side elevational view thereof, the left side elevational view being a mirror image of the right side elevational view;
 FIG. 5 is a top plan view thereof; and,
 FIG. 6 is a bottom plan view thereof.

1 Claim, 3 Drawing Sheets



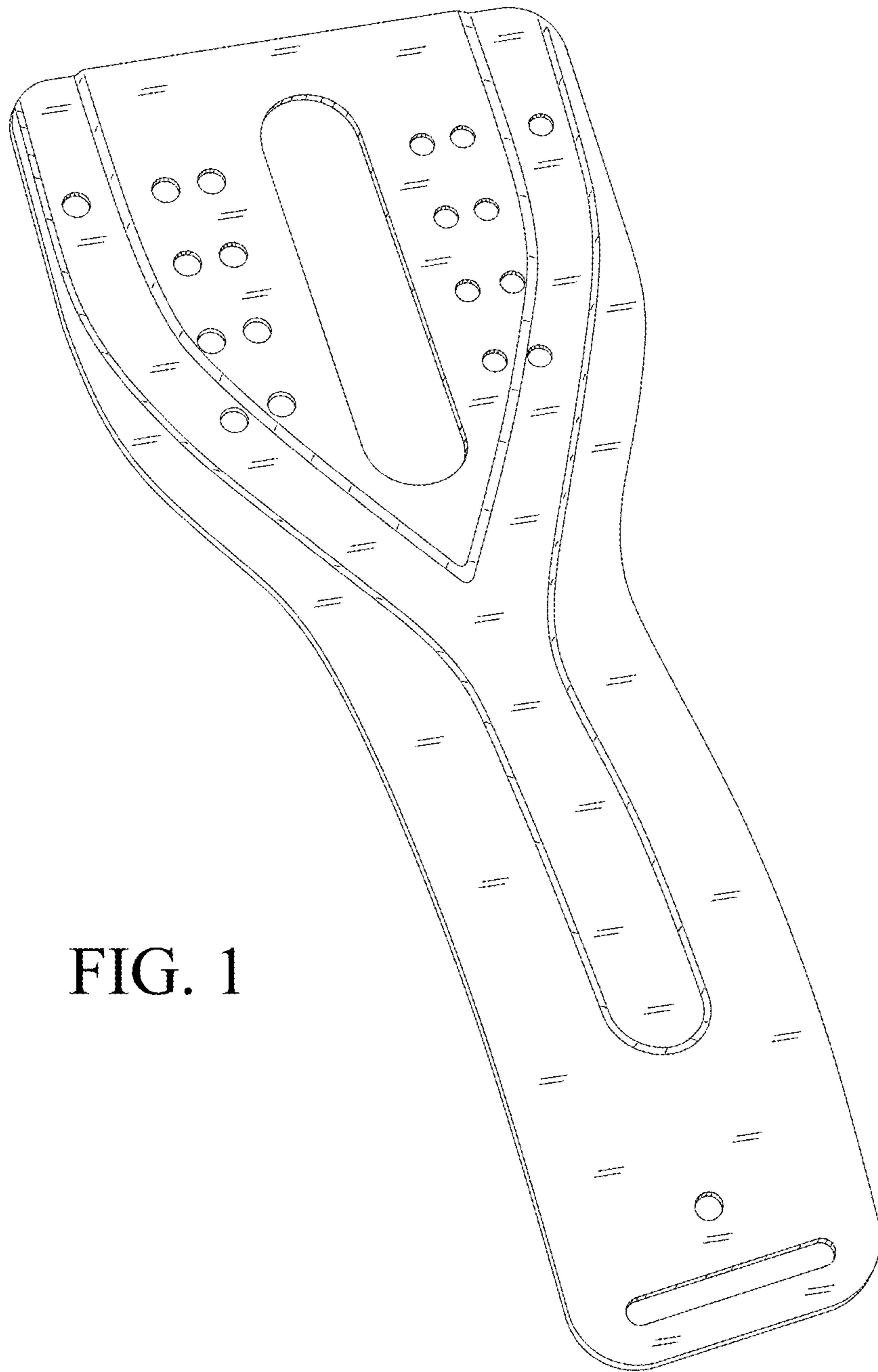


FIG. 1

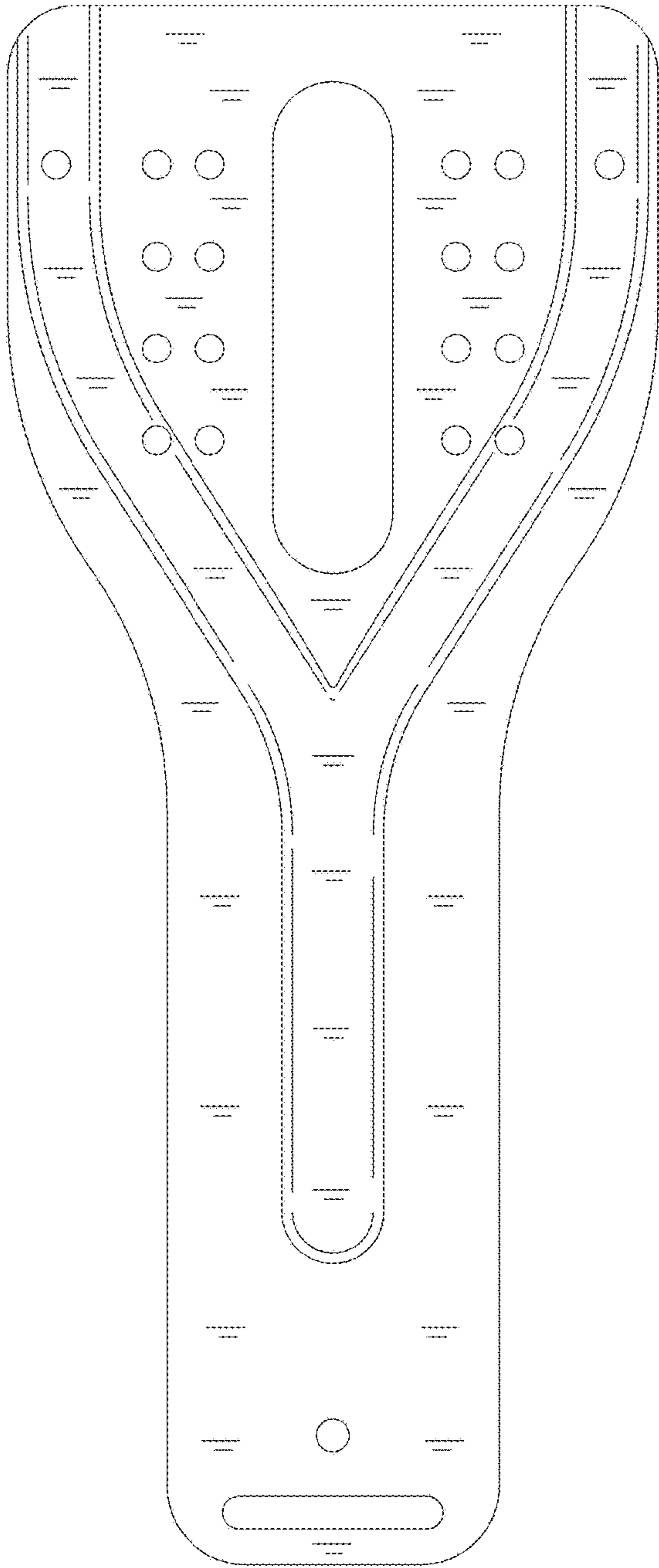


FIG. 2

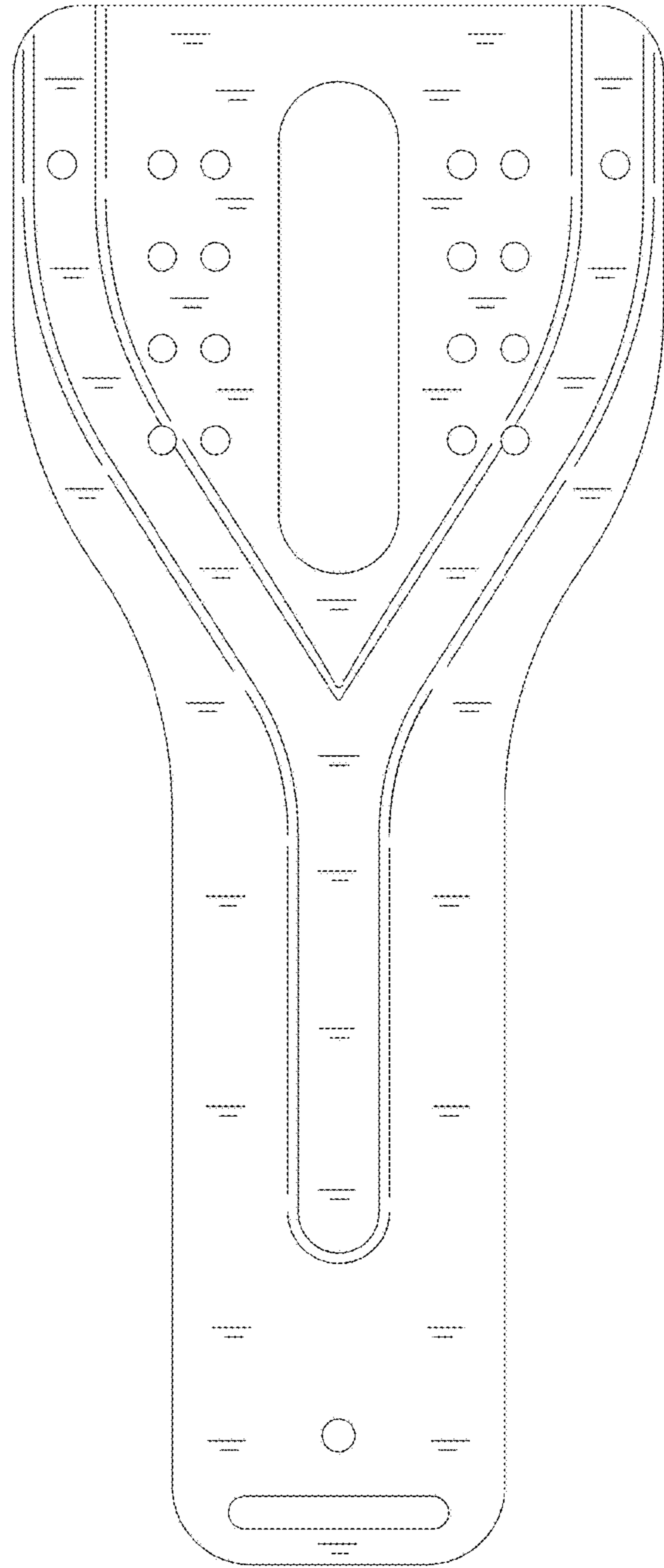


FIG. 3

FIG. 4

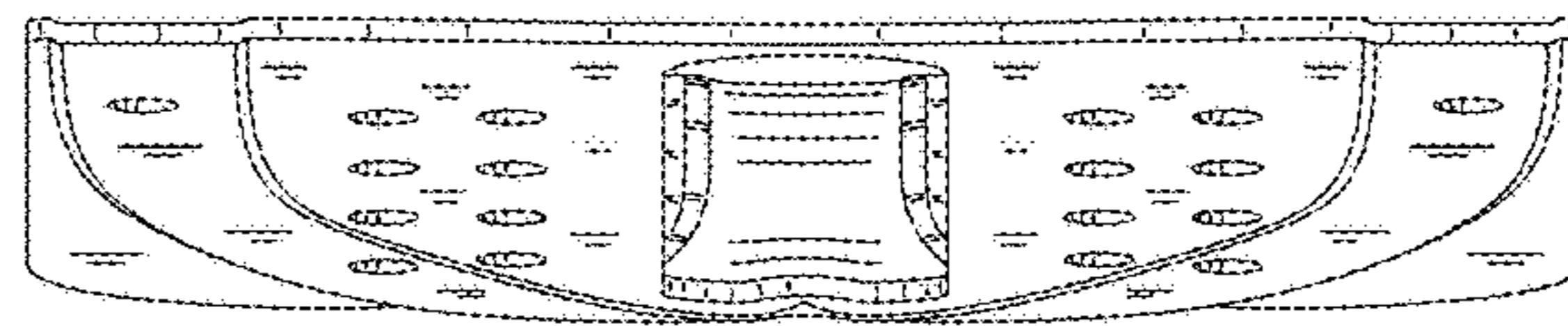



FIG. 5

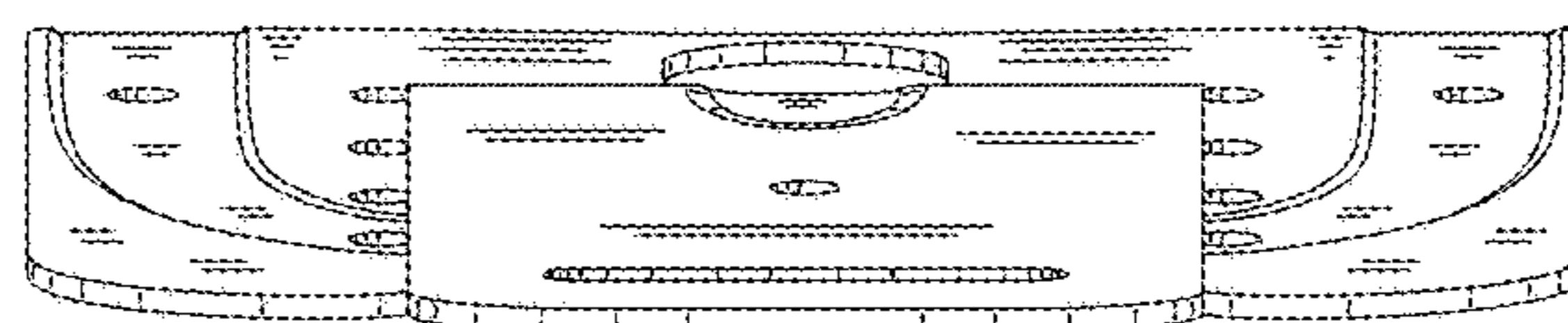


FIG. 6