



US00D833747S

(12) **United States Design Patent** (10) **Patent No.:** **US D833,747 S**  
**Alessandro et al.** (45) **Date of Patent:** **\*\* Nov. 20, 2018**

(54) **TRAY**  
 (71) Applicant: **Ramun Korea Co., LTD.**, Seoul (KR)  
 (72) Inventors: **Mendini Alessandro**, Milan (IT); **Sang Min Chung**, Seoul (KR)  
 (73) Assignee: **Ramun Korea Co., Ltd.**, Seoul (KR)  
 (\*\*) Term: **15 Years**  
 (21) Appl. No.: **29/604,949**  
 (22) Filed: **May 22, 2017**

(30) **Foreign Application Priority Data**  
 Nov. 25, 2016 (KR) ..... 30-2016-0056754  
 (51) **LOC (11) Cl.** ..... **03-01**  
 (52) **U.S. Cl.**  
 USPC ..... **D3/304**  
 (58) **Field of Classification Search**  
 USPC ..... D7/543, 545, 546, 549, 550.1, 552.1,  
 D7/553, 553.1, 553.2, 553.6, 554.2;  
 D9/424, 432, 715, 761; D30/129-130;  
 D3/304-315  
 CPC ..... B65D 1/34; B65D 21/00; B65D 21/02;  
 B65D 21/0204  
 See application file for complete search history.

(56) **References Cited**  
 U.S. PATENT DOCUMENTS  
 D240,355 S \* 6/1976 Chadbourne ..... D9/425  
 D305,618 S \* 1/1990 Blaser ..... D15/152

D559,031 S \* 1/2008 Piccirilli ..... D7/354  
 D579,767 S \* 11/2008 Wallach ..... D9/416  
 D630,045 S \* 1/2011 Antoun ..... D7/392.1  
 D630,046 S \* 1/2011 Antoun ..... D7/392.1  
 D630,047 S \* 1/2011 Antoun ..... D7/392.1  
 D756,217 S \* 5/2016 Planer ..... D30/129  
 D758,200 S \* 6/2016 O'Brien ..... D9/425  
 D774,907 S \* 12/2016 Planer ..... D9/438  
 D803,697 S \* 11/2017 Planer ..... D9/611  
 2006/0272588 A1 \* 12/2006 Decroix ..... A01K 5/0114  
 119/61.5  
 2006/0278097 A1 \* 12/2006 Piccirilli ..... A47J 37/10  
 99/422

\* cited by examiner

*Primary Examiner* — Kelley Donnelly  
 (74) *Attorney, Agent, or Firm* — Klarquist Sparkman,  
 LLP

(57) **CLAIM**  
 We claim the ornamental design for a tray, as shown and described.

**DESCRIPTION**  
 FIG. 1 is a perspective view of a tray.  
 FIG. 2 is a front elevational view of the tray.  
 FIG. 3 is a rear elevational view of the tray.  
 FIG. 4 is a left side elevational view of the tray.  
 FIG. 5 is a right side elevational view of the tray.  
 FIG. 6 is a top plan view of the tray.  
 FIG. 7 is a bottom plan view of the tray; and,  
 FIG. 8 is a rear perspective view of the tray.  
 The dashed lines in the drawings are for illustrative purposes only and form no part of the claimed design.

**1 Claim, 8 Drawing Sheets**

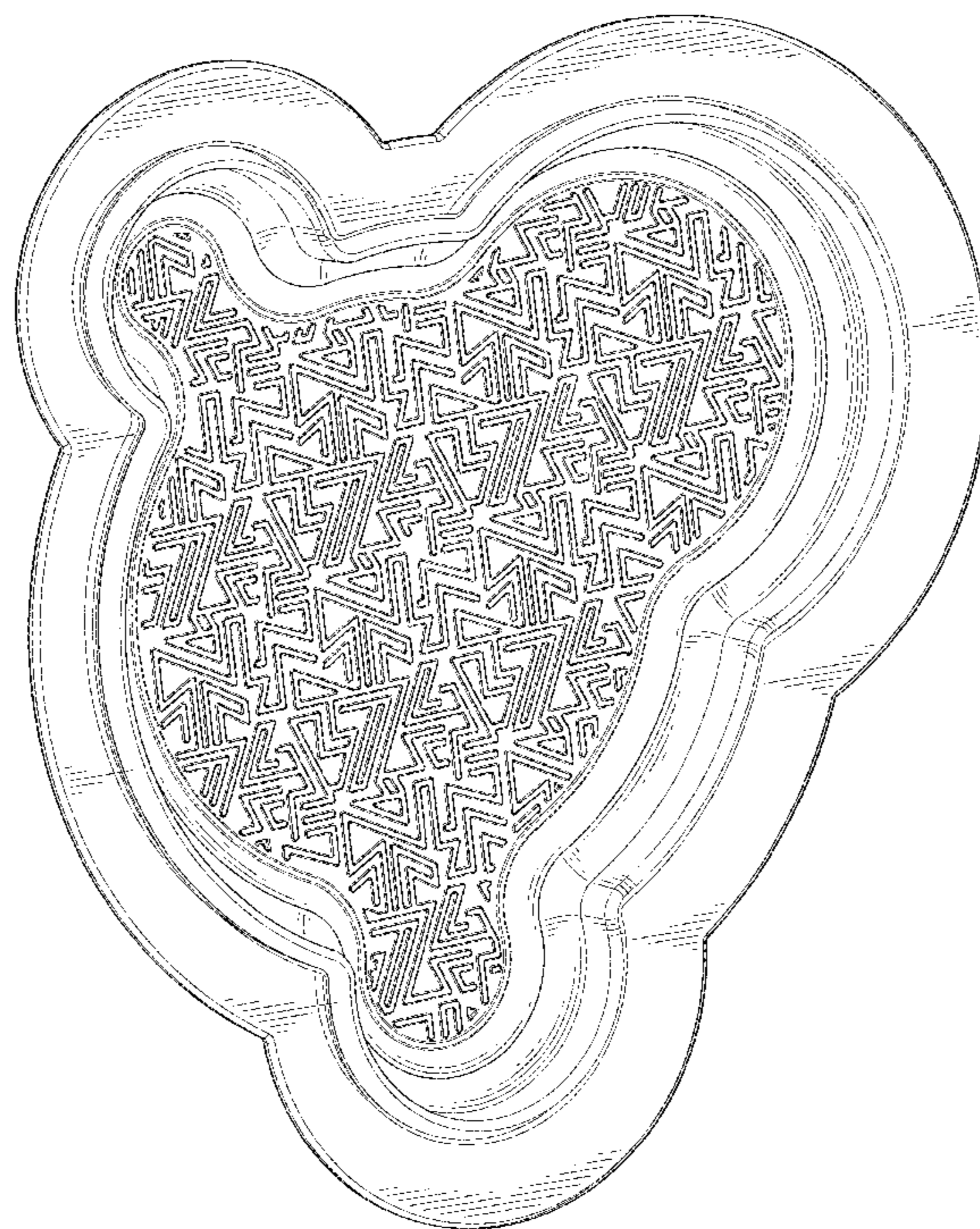


FIG. 1

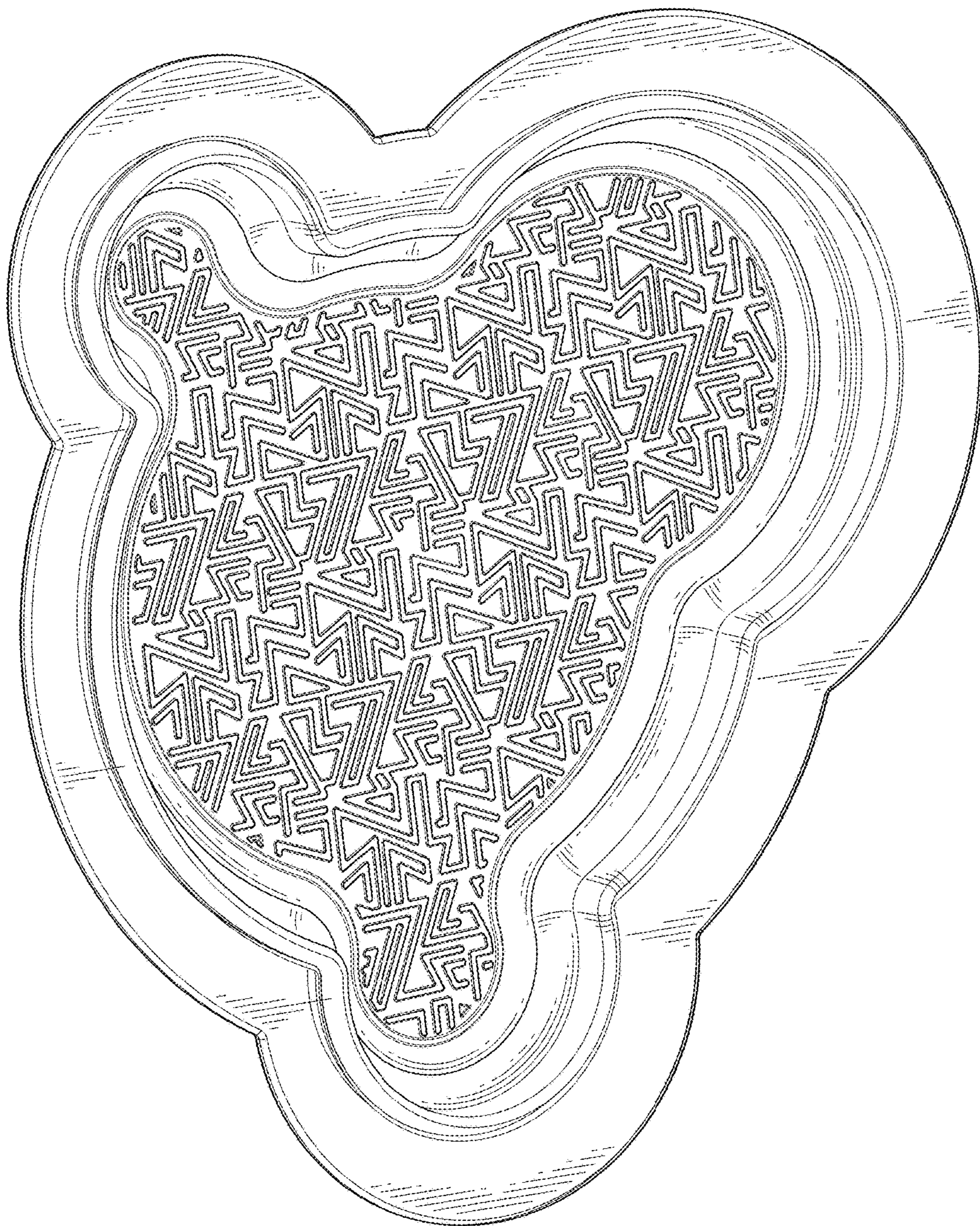


FIG. 2

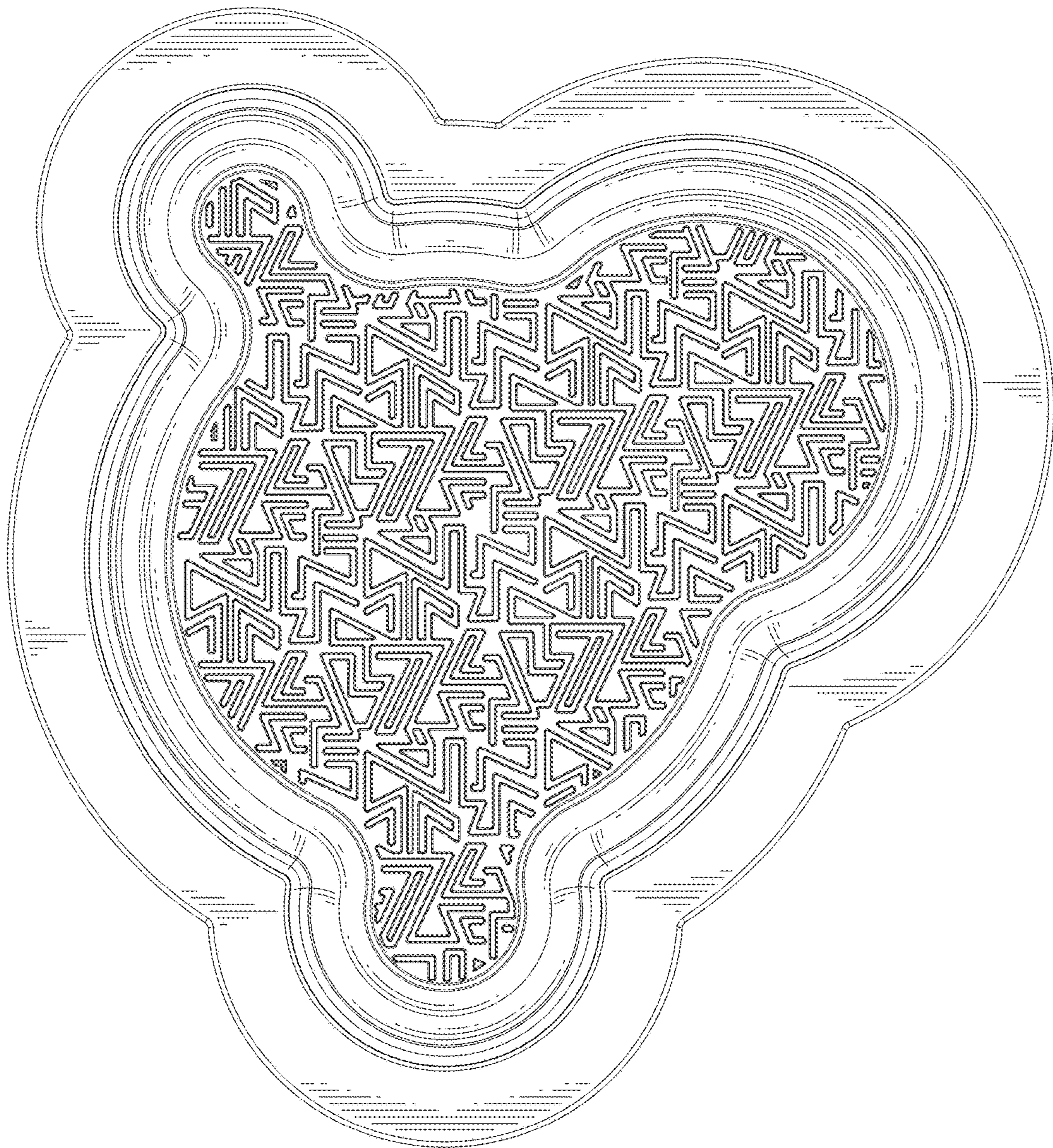


FIG. 3

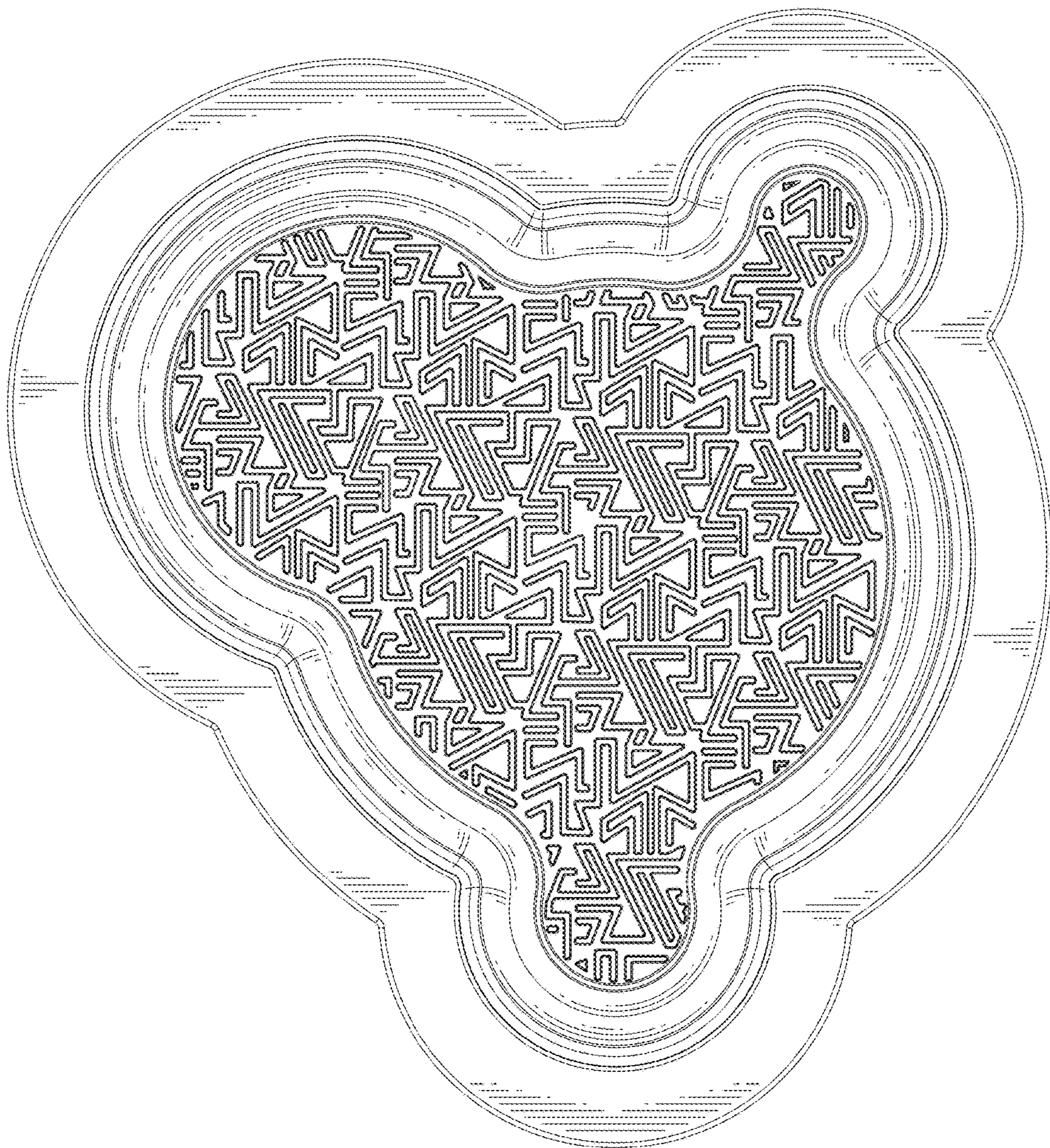


FIG. 4




FIG. 5




FIG. 6

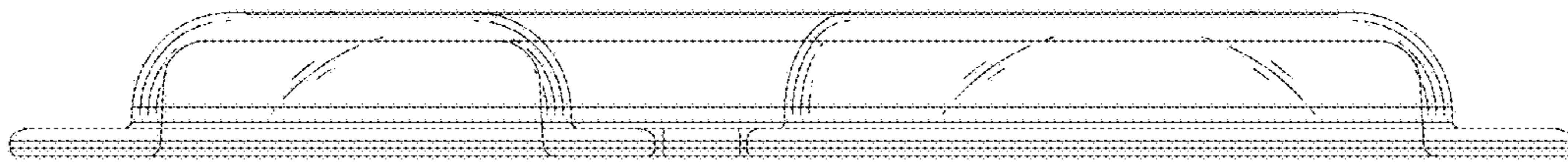


FIG. 7

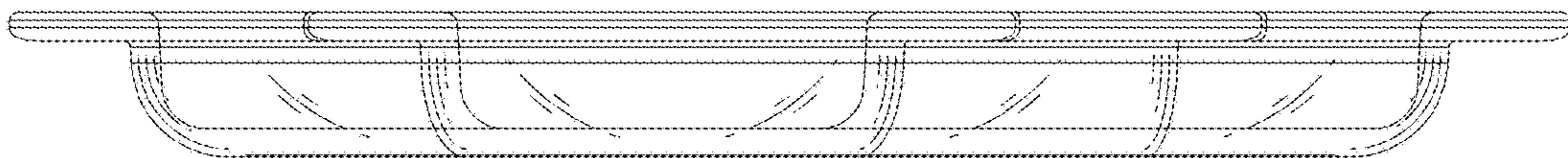
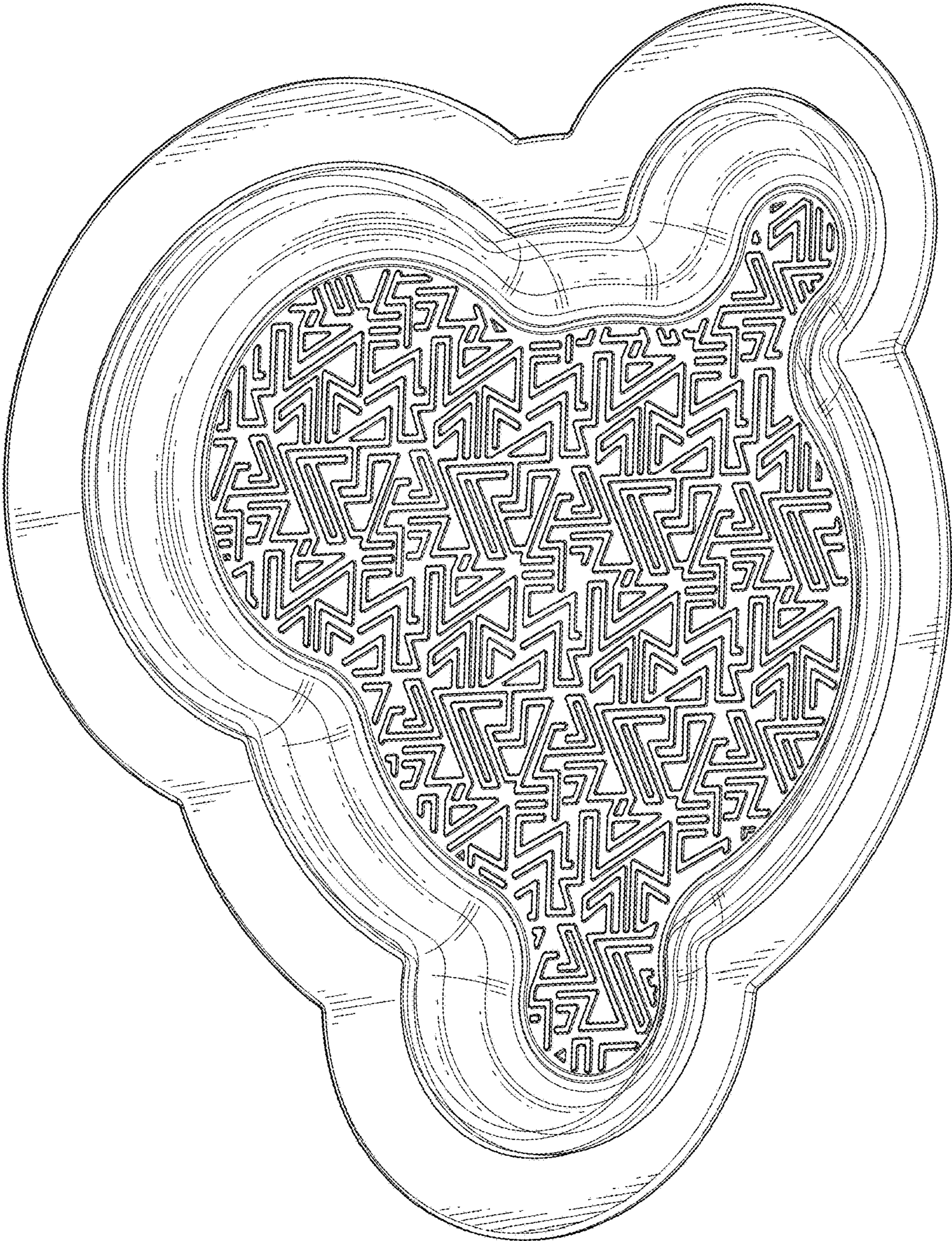




FIG. 8



UNITED STATES PATENT AND TRADEMARK OFFICE  
**CERTIFICATE OF CORRECTION**

PATENT NO. : D833,747 S  
APPLICATION NO. : 29/604949  
DATED : November 20, 2018  
INVENTOR(S) : Alessandro et al.

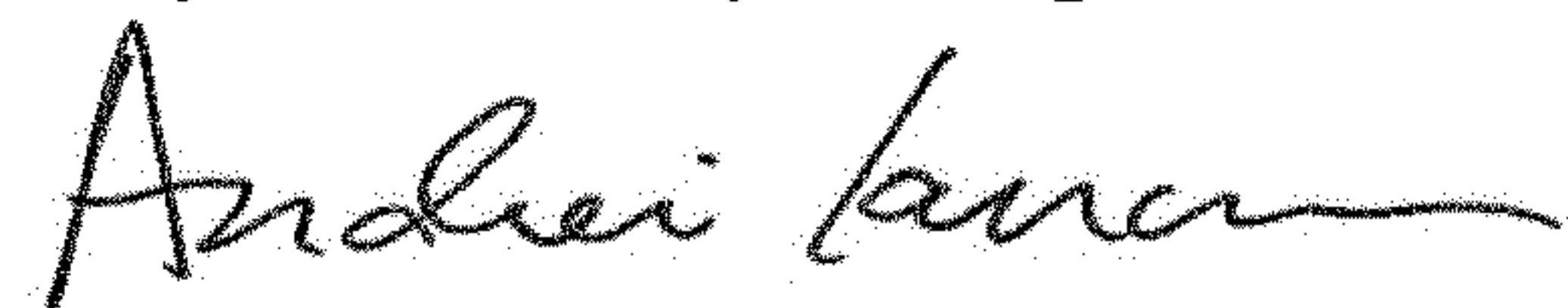
Page 1 of 1

It is certified that error appears in the above-identified patent and that said Letters Patent is hereby corrected as shown below:

On the Title Page

(72) Inventors: "Mendini Alessandro, Milan (IT)" should read --Alessandro Mendini, Milan (IT)--

Signed and Sealed this  
Twenty-fourth Day of September, 2019



Andrei Iancu  
*Director of the United States Patent and Trademark Office*