



US00D833728S

(12) **United States Design Patent** (10) **Patent No.:** **US D833,728 S**
Beckett (45) **Date of Patent:** **** Nov. 20, 2018**

- (54) **SHOE UPPER**
- (71) Applicant: **IMPO INTERNATIONAL LLC**,
Santa Maria, CA (US)
- (72) Inventor: **H. Rodney Beckett**, Pismo Beach, CA
(US)
- (73) Assignee: **IMPO INTERNATIONAL LLC**,
Santa Maria, CA (US)

D94,274 S *	1/1935	Levine	D2/935
D95,540 S	5/1935	Perugia	
D99,809 S	5/1936	Hyatt	
D99,830 S	5/1936	Shapiro	
D102,625 S	1/1937	Turiansky	
2,090,675 A	8/1937	Hadaway	
D106,077 S	9/1937	Wolock	
D110,079 S *	6/1938	Wood	D2/940
D118,617 S	1/1940	Delman	
D127,110 S *	5/1941	Grossmann	D2/932
D129,593 S *	9/1941	Maling	D2/918

(Continued)

(**) Term: **15 Years**

- (21) Appl. No.: **29/623,903**
- (22) Filed: **Oct. 27, 2017**
- (51) **LOC (11) Cl.** **02-99**
- (52) **U.S. Cl.**
USPC **D2/971**
- (58) **Field of Classification Search**
USPC D2/896, 916-919, 925-942, 969, 971
CPC A43B 21/00; A43B 21/02; A43B 21/06;
A43B 9/14; A43B 1/0045; A43B 13/10;
A43B 13/12; A43B 23/06; A43B 23/07;
A43B 1/0036; A43B 7/32; A43B 5/12;
A43B 23/25; A43B 3/128; A43B 3/10;
A43B 3/122; A43B 3/24; A43B 3/12
See application file for complete search history.

(56) **References Cited**

U.S. PATENT DOCUMENTS

D35,490 S	12/1901	Hatheway	
1,463,672 A	7/1923	Carrington	
D62,905 S	8/1923	Hamilton	
D83,963 S	4/1931	Gilbert	
D86,393 S	3/1932	Miller	
D87,274 S *	6/1932	Meyer et al.	D2/930
1,864,254 A	6/1932	Meyer	
D93,707 S *	10/1934	Elkin	D2/933
D94,034 S	12/1934	Koomruian	

OTHER PUBLICATIONS

Design U.S. Appl. No. 29/606,294, filed Jun. 2, 2017.
(Continued)

Primary Examiner — Dominic V Simone
(74) *Attorney, Agent, or Firm* — Lewis Roca Rothgerber
Christie LLP


(57) **CLAIM**

The ornamental design for a shoe upper, as shown and described.

DESCRIPTION

FIG. 1 is a perspective view of a shoe upper according to the present invention;
FIG. 2 is a left side view of the shoe upper according to FIG. 1;
FIG. 3 is a right side view of the shoe upper according to FIG. 1;
FIG. 4 is a top view of the shoe upper according to FIG. 1;
FIG. 5 is a front view of the shoe upper according to FIG. 1; and,
FIG. 6 is a rear view of the shoe upper according to FIG. 1. Environmental features shown in broken lines are for illustrative purposes only and form no part of the claimed design.

1 Claim, 5 Drawing Sheets



(56)

References Cited

U.S. PATENT DOCUMENTS

D130,856 S	12/1941	Sobel	
D131,160 S	1/1942	Grossmann	
D131,839 S	3/1942	Elkin	
D136,408 S	9/1943	Gleason	
2,367,092 A	1/1945	Blotner	
2,390,685 A	12/1945	Benson	
D158,331 S	4/1950	Sandler	
D158,395 S	5/1950	Liberty	
D158,653 S	5/1950	Fenlason	
D190,163 S	4/1961	Lacek et al.	
D293,963 S	2/1988	Maciel	
D300,781 S *	4/1989	Finn	D2/918
D304,126 S	10/1989	Christian et al.	
D371,897 S	7/1996	Bishop	
D418,280 S	1/2000	Kieler	
D437,475 S	2/2001	Kieler	
D456,123 S	4/2002	Powell	
D487,183 S	3/2004	Cumeau	
D489,517 S	5/2004	Comeau	

D527,880 S	9/2006	Choi	
D530,489 S	10/2006	Comeau	
D536,863 S	2/2007	Choi	
D599,098 S	9/2009	Issler	
D601,787 S	10/2009	Guers-Neyraud	
D604,936 S	12/2009	Guers-Neyraud	
D632,060 S	2/2011	Kieler	
D647,691 S	11/2011	Beckett	
D656,725 S	4/2012	Issler	
D672,121 S	12/2012	Beckett	
D672,122 S *	12/2012	Beckett	D2/916
D719,323 S *	12/2014	Santos	D2/916
D734,016 S	7/2015	Beckett	
D816,967 S *	5/2018	Beckett	D2/971

OTHER PUBLICATIONS

Design U.S. Appl. No. 29/604,973, filed May 22, 2017.
 Design U.S. Appl. No. 29/604,974, filed May 22, 2017.
 Design U.S. Appl. No. 29/604,975, filed May 22, 2107.

* cited by examiner

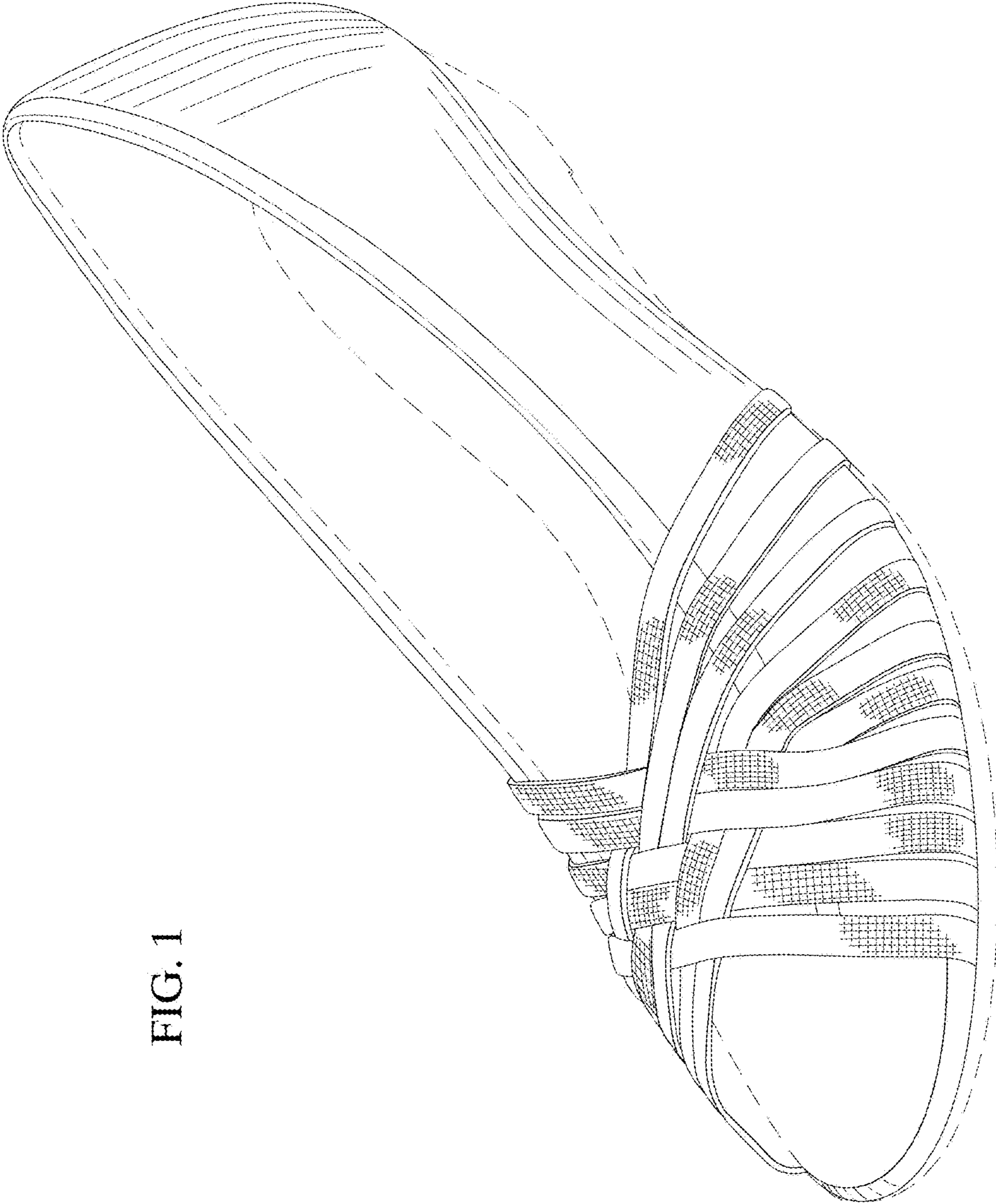


FIG. 1

FIG. 2

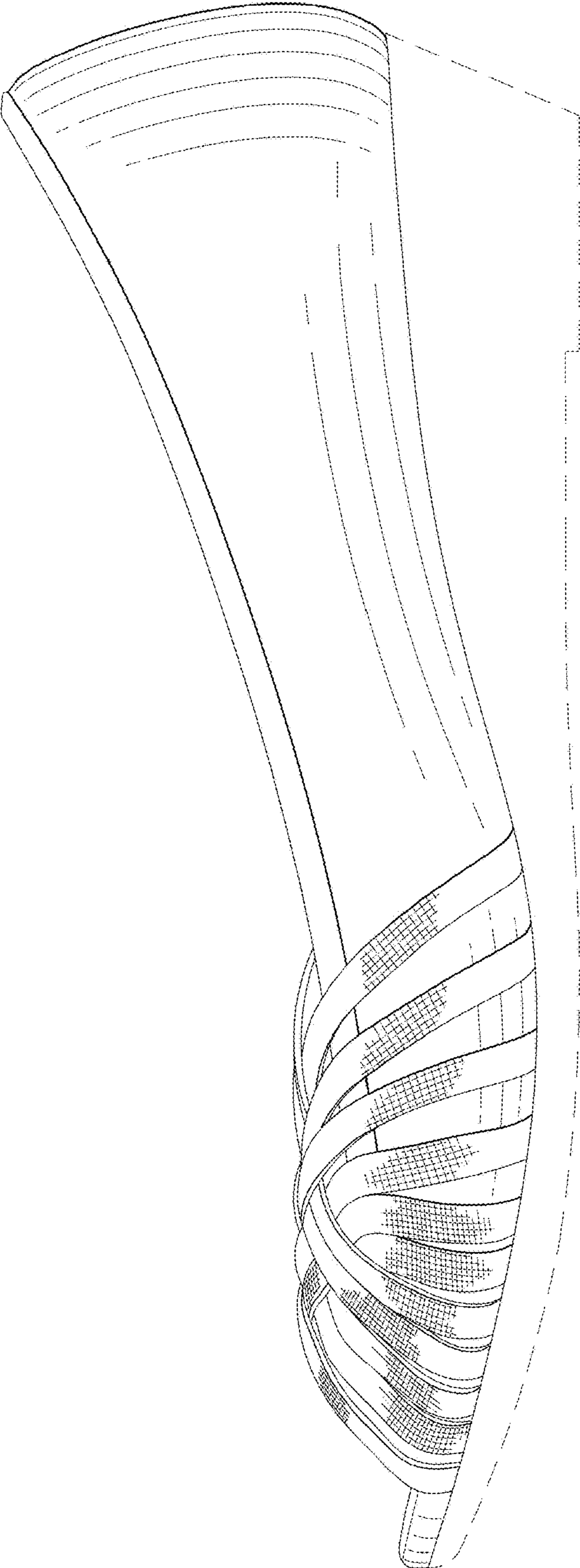


FIG. 3

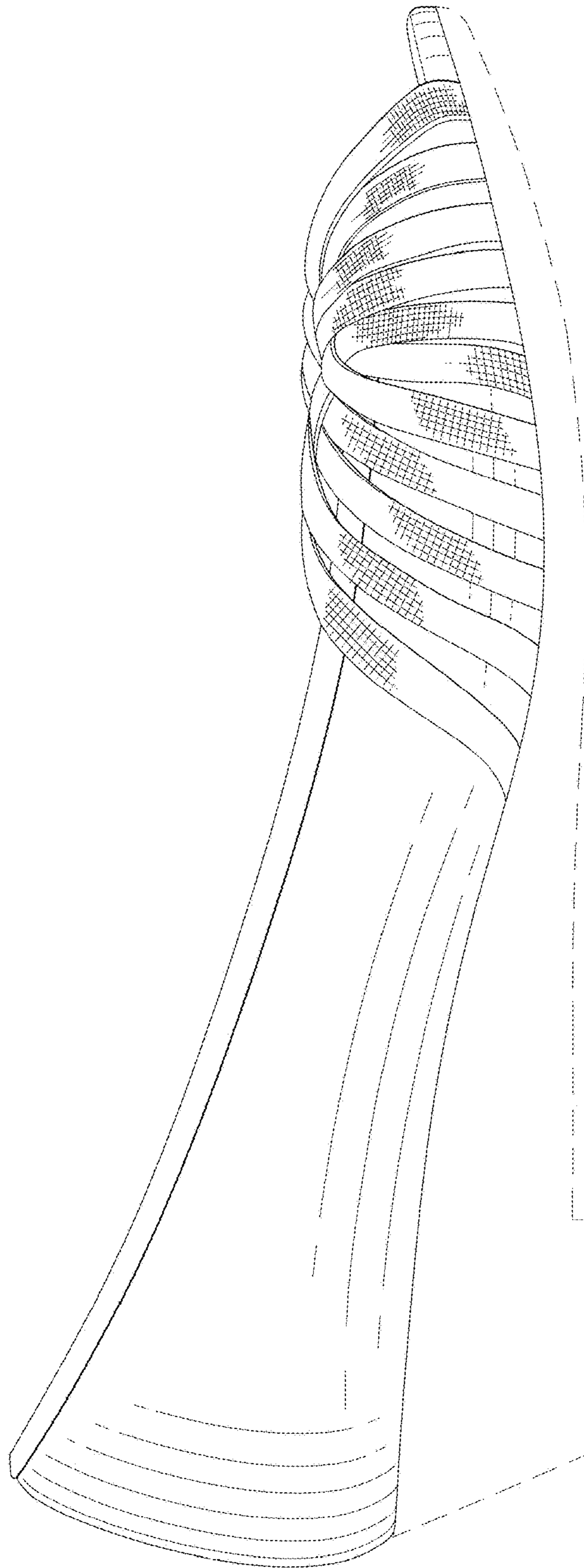


FIG. 4

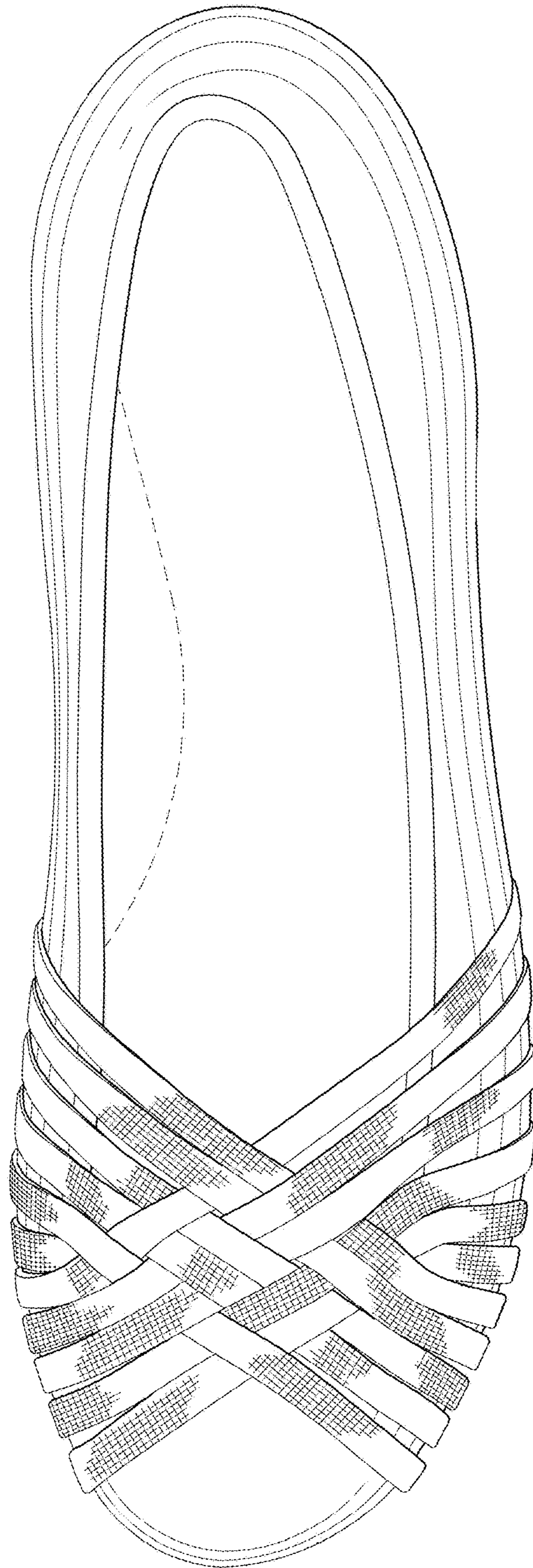


FIG. 6

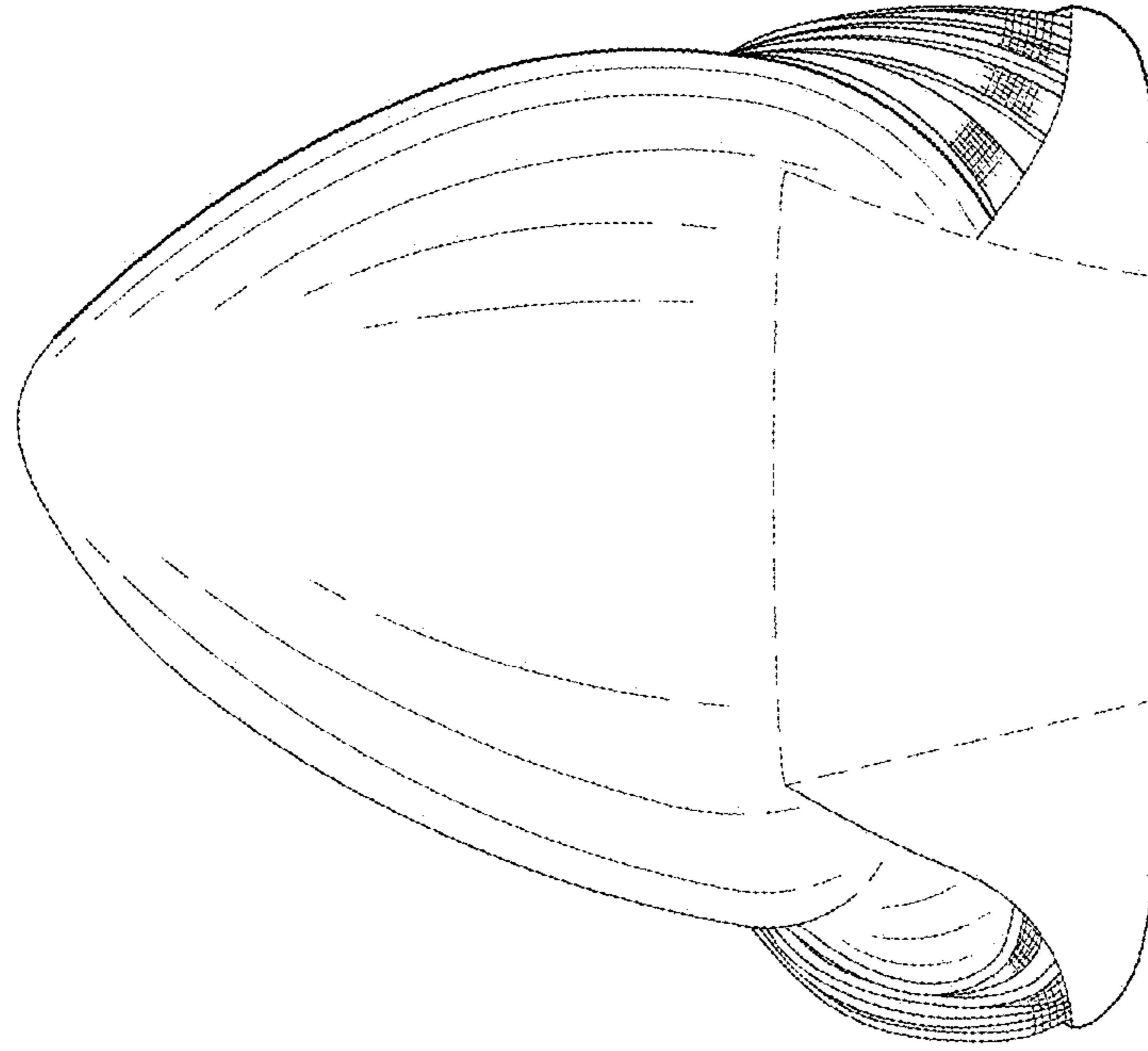


FIG. 5

