



US00D833727S

(12) **United States Design Patent** (10) **Patent No.:** **US D833,727 S**
Beckett (45) **Date of Patent:** **** Nov. 20, 2018**

- (54) **SANDAL UPPER**
- (71) Applicant: **IMPO INTERNATIONAL LLC**,
Santa Maria, CA (US)
- (72) Inventor: **H. Rodney Beckett**, Pismo Beach, CA
(US)
- (73) Assignee: **IMPO INTERNATIONAL LLC**,
Santa Maria, CA (US)
- (**) Term: **15 Years**
- (21) Appl. No.: **29/606,294**
- (22) Filed: **Jun. 2, 2017**
- (51) **LOC (11) Cl.** **02-99**
- (52) **U.S. Cl.**
USPC **D2/971**
- (58) **Field of Classification Search**
USPC D2/896, 916-918, 925-942, 969, 971
CPC A43B 21/00; A43B 21/02; A43B 21/06;
A43B 9/14; A43B 1/0045; A43B 13/10;
A43B 13/12; A43B 23/06; A43B 23/07;
A43B 1/0036; A43B 7/32; A43B 5/12;
A43B 23/25; A43B 3/128; A43B 3/10;
A43B 3/122; A43B 3/24; A43B 3/12
See application file for complete search history.

D99,830 S	5/1936	Shapiro	
D102,625 S	1/1937	Turiansky	
D103,593 S *	3/1937	Perugia	D2/931
2,090,675 A	8/1937	Hadaway	
D106,077 S	9/1937	Wolock	
D108,486 S *	2/1938	Weinstein	D2/925
D118,617 S	1/1940	Delman	
D130,856 S	12/1941	Sobel	
D131,160 S	1/1942	Grossmann	
D131,839 S	3/1942	Elkin	
D136,408 S	9/1943	Gleason	
2,367,092 A	1/1945	Blotner	
2,390,685 A	12/1945	Benson	
D158,331 S *	4/1950	Sandler	D2/918
D158,395 S	5/1950	Liberty	
D158,653 S	5/1950	Fenlason	
D190,163 S	4/1961	Lacek et al.	
D293,963 S	2/1988	Maciel	
D304,126 S	10/1989	Christian et al.	
D371,897 S	7/1996	Bishop	
D418,280 S	1/2000	Kieler	

(Continued)

Primary Examiner — Dominic V Simone
(74) *Attorney, Agent, or Firm* — Lewis Roca Rothgerber
Christie LLP

(57) **CLAIM**


The ornamental design for a sandal upper, as shown and described.

DESCRIPTION

FIG. 1 is a perspective view of a sandal upper showing my new design;
FIG. 2 is a left side view thereof;
FIG. 3 is a right side view there;
FIG. 4 is a front view thereof;
FIG. 5 is a rear view thereof; and,
FIG. 6 is a top view thereof.
Environmental features shown in broken lines are for illustrative purposes only and form no part of the claimed design.

1 Claim, 5 Drawing Sheets

- (56) **References Cited**
U.S. PATENT DOCUMENTS
- D35,490 S 12/1901 Hatheway
- 1,463,672 A 7/1923 Carrington
- D62,905 S 8/1923 Hamilton
- D83,963 S 4/1931 Gilbert
- D86,393 S 3/1932 Miller
- 1,864,254 A 6/1932 Meyer
- D94,034 S 12/1934 Koomruian
- D95,540 S 5/1935 Perugia
- D99,809 S 5/1936 Hyatt



(56)

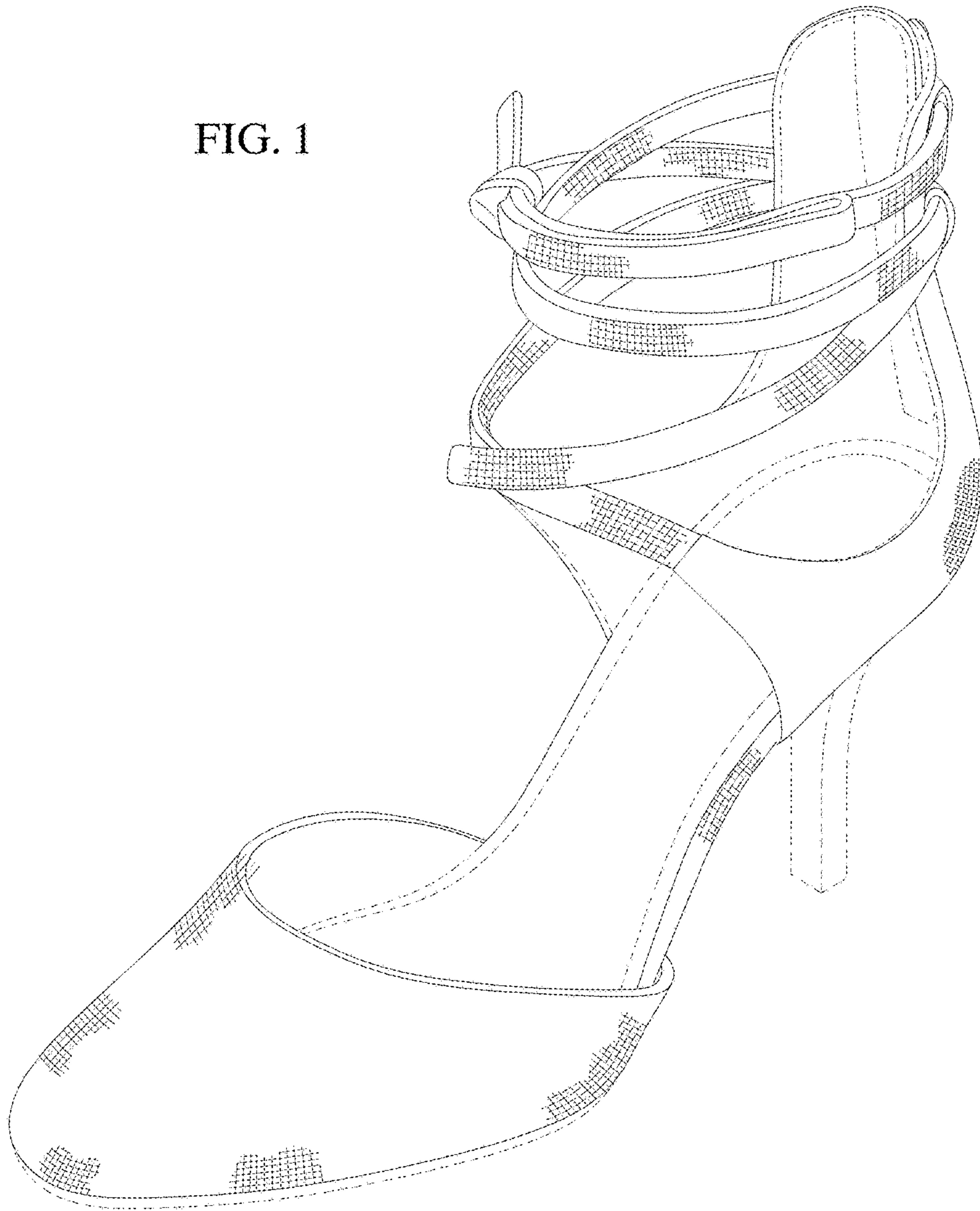
References Cited

U.S. PATENT DOCUMENTS

D437,475	S	2/2001	Kieler	
D456,123	S	4/2002	Powell	
D487,183	S	3/2004	Cumeau	
D489,517	S	5/2004	Comeau	
D527,880	S	9/2006	Choi	
D529,704	S	* 10/2006	Choi	D2/971
D530,489	S	10/2006	Comeau	
D530,890	S	* 10/2006	Choi	D2/927
D536,863	S	2/2007	Choi	
D559,522	S	* 1/2008	Lawler	D2/971
D583,538	S	* 12/2008	Choi	D2/925
D599,098	S	9/2009	Issler	
D601,787	S	10/2009	Guers-Neyraud	
D604,936	S	12/2009	Guers-Neyraud	
D632,060	S	2/2011	Kieler	
D636,166	S	* 4/2011	Guers-Neyraud	D2/971
D647,691	S	11/2011	Beckett	
D650,161	S	* 12/2011	Wilkinson	D2/971
D655,906	S	* 3/2012	Issler	D2/971
D656,725	S	4/2012	Issler	
D672,121	S	12/2012	Beckett	
D672,122	S	12/2012	Beckett	
D711,634	S	* 8/2014	LaRusso	D2/939
D734,016	S	7/2015	Beckett	
D818,693	S	* 5/2018	Casadei	D2/971

* cited by examiner

FIG. 1



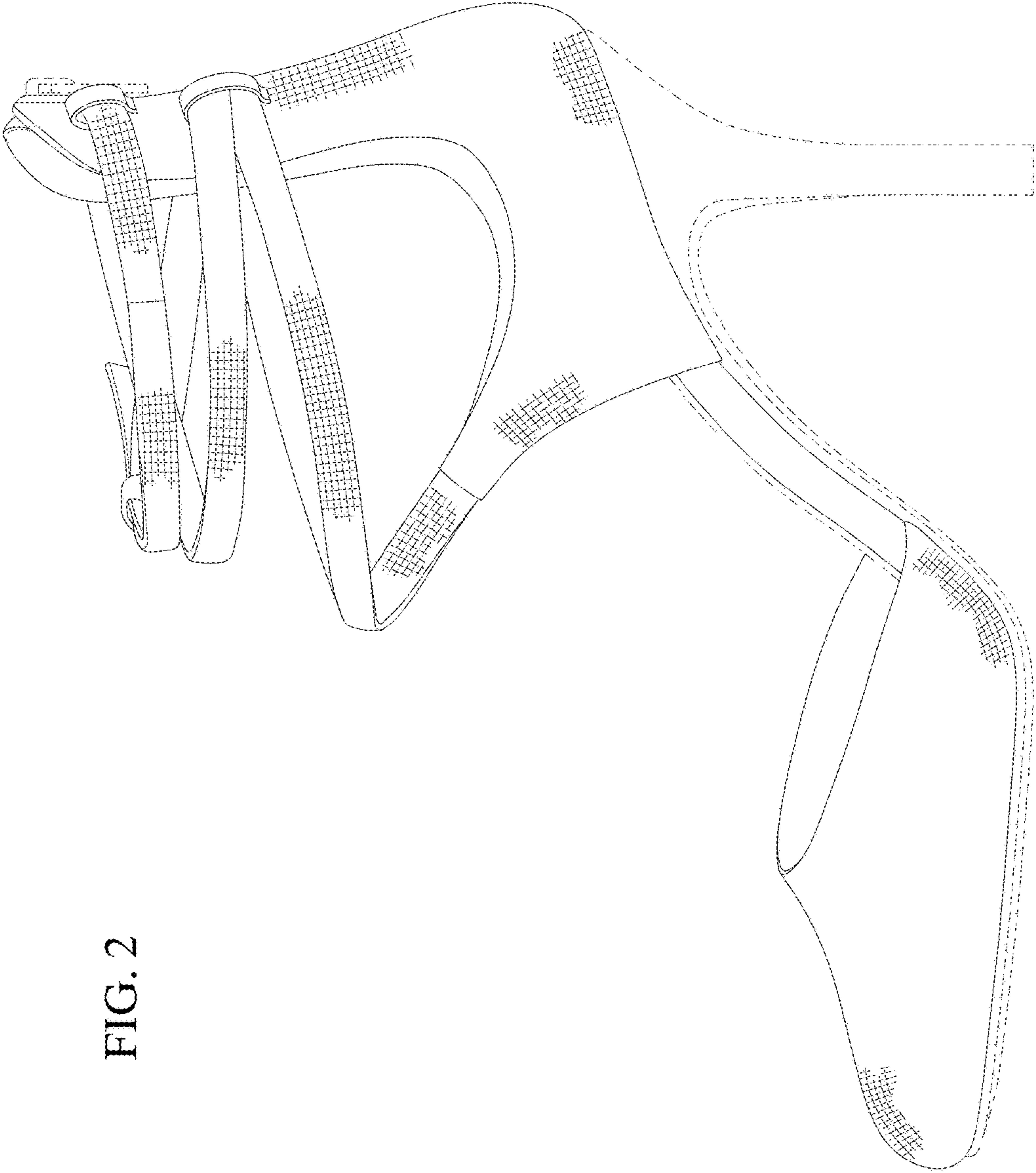
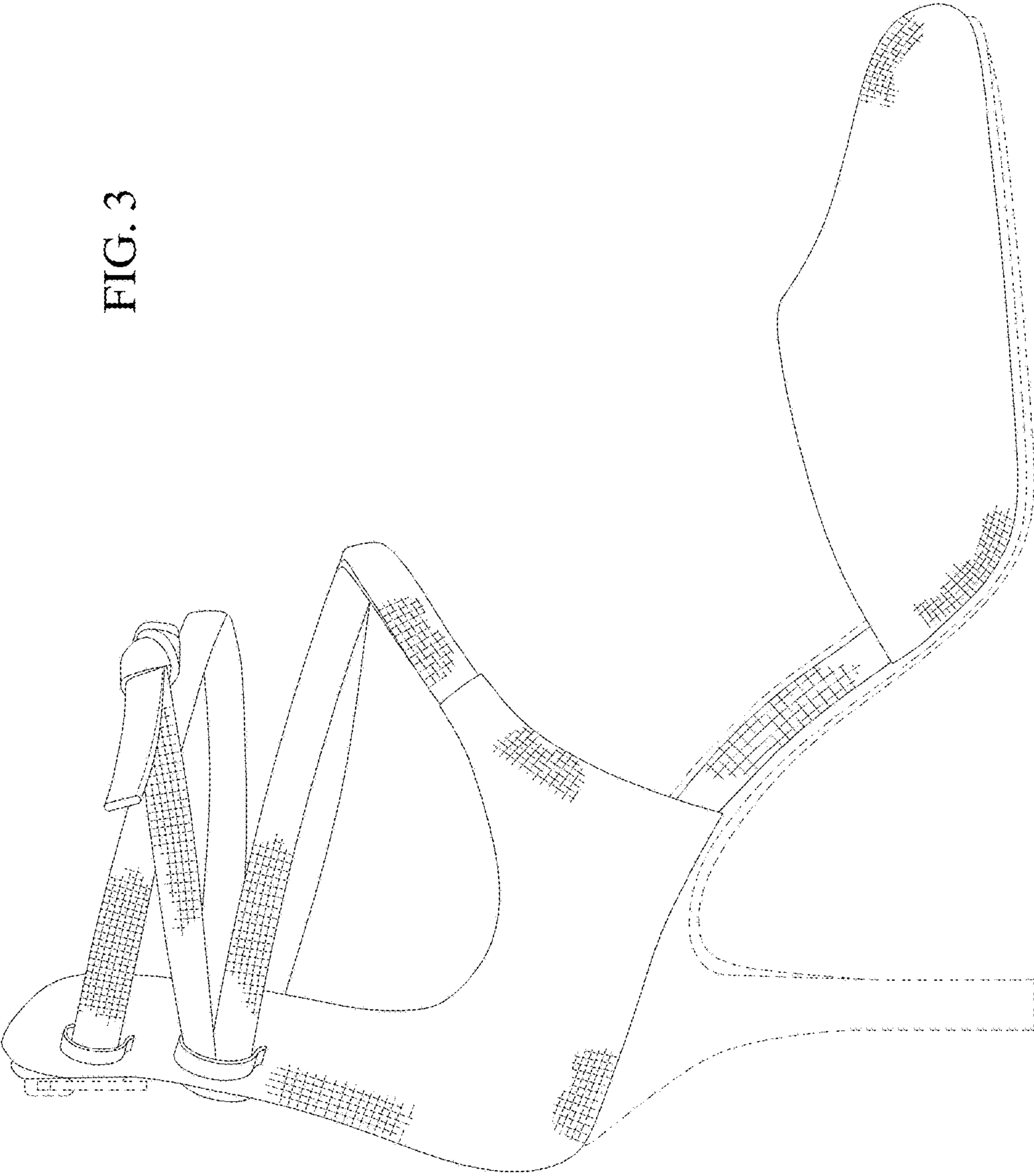


FIG. 2

FIG. 3



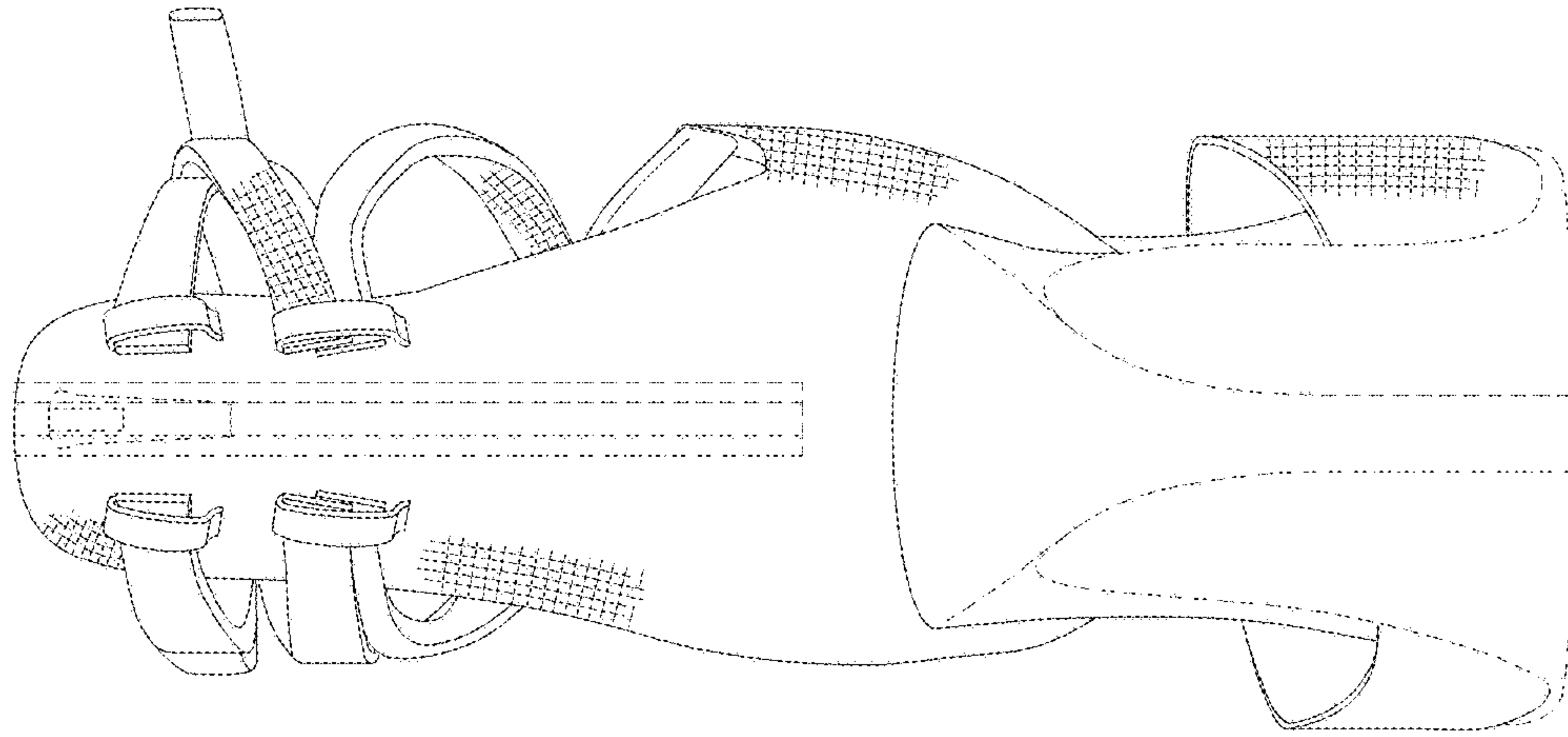


FIG. 5

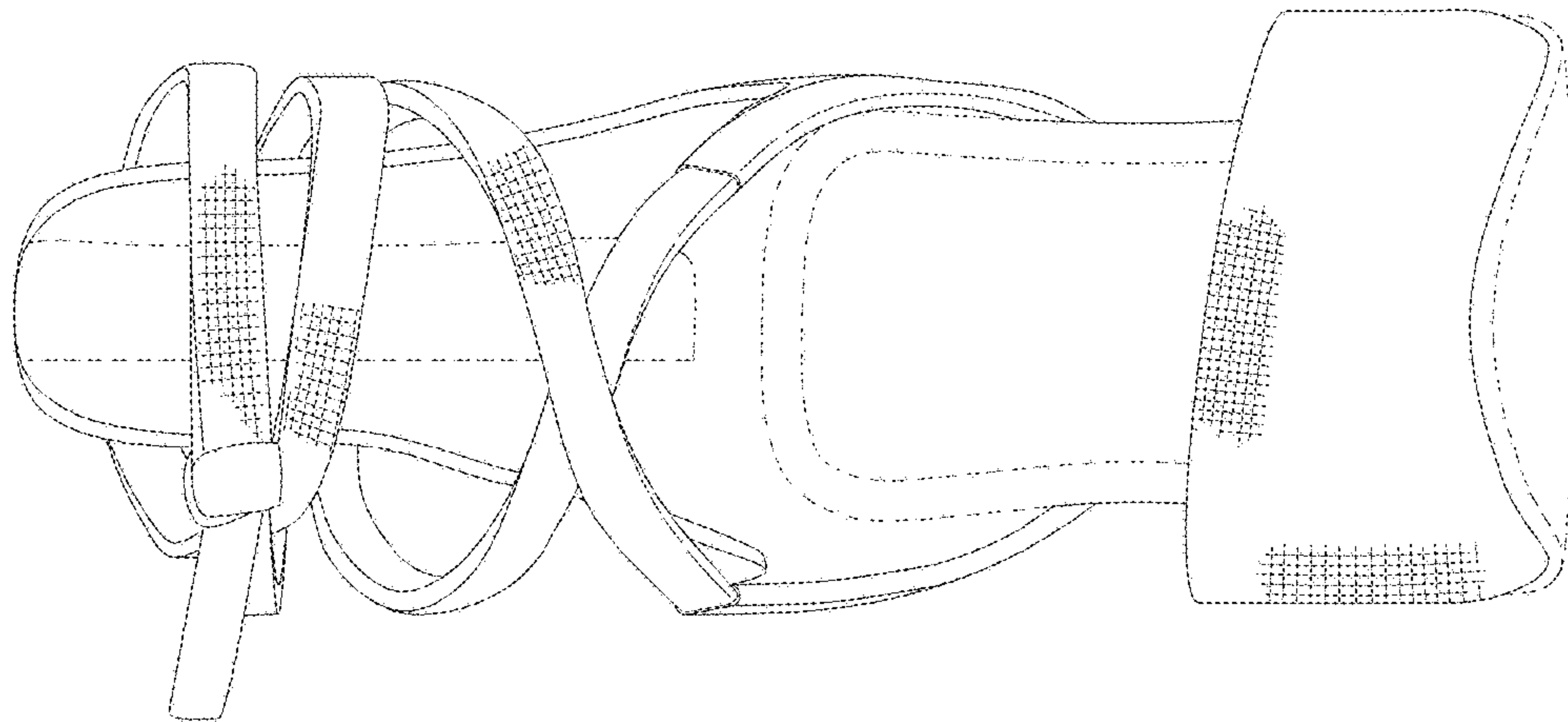


FIG. 4

FIG. 6

