



US00D833698S

(12) **United States Design Patent** (10) **Patent No.:** **US D833,698 S**  
**Lyne et al.** (45) **Date of Patent:** **\*\* Nov. 13, 2018**

(54) **MICROFIBER CATCHER BALL**  
(71) Applicants: **James Russell Lyne**, Granville, VT (US); **Rachael Zoe Miller**, Granville, VT (US); **Brooke Oh Winslow**, Granville, VT (US)  
(72) Inventors: **James Russell Lyne**, Granville, VT (US); **Rachael Zoe Miller**, Granville, VT (US); **Brooke Oh Winslow**, Granville, VT (US)  
(73) Assignee: **Razalia Project Incorporated**, Granville, VT (US)  
(\*\*) Term: **15 Years**  
(21) Appl. No.: **29/597,360**  
(22) Filed: **Mar. 16, 2017**  
(51) **LOC (11) Cl.** ..... **15-05**  
(52) **U.S. Cl.**  
USPC ..... **D32/29.1**  
(58) **Field of Classification Search**  
USPC ..... D32/1, 25, 29.1, 30, 35; D21/712-713; D26/24; D23/209, 366; D29/122  
CPC ..... B67D 7/00; D06F 58/04; D06F 58/023; D06M 23/02; A01K 15/026; A61H 23/0263; A61H 15/00; A61H 7/001; C11D 17/047  
See application file for complete search history.

4,532,719 A \* 8/1985 Davies ..... C11D 17/047 34/389  
4,532,722 A \* 8/1985 Sax ..... D06F 58/203 206/0.5  
5,413,551 A \* 5/1995 Wu ..... A61H 15/00 601/131  
D393,671 S \* 4/1998 Honaker ..... D21/707  
D396,904 S \* 8/1998 Leu ..... D21/713  
D431,848 S \* 10/2000 Hubbard ..... D21/398  
6,432,071 B1 \* 8/2002 Hsieh ..... A61H 23/0263 601/131  
D473,683 S \* 4/2003 Willinger ..... A01K 15/026 D30/160  
D516,261 S \* 2/2006 Roberts ..... D32/25  
D583,519 S \* 12/2008 Roberts ..... D32/29.1  
D600,867 S \* 9/2009 Howe ..... D32/29.1  
D609,868 S \* 2/2010 Lane ..... D32/35  
D624,260 S \* 9/2010 Lane ..... D32/35  
D638,593 S \* 5/2011 Cheng ..... D32/29.1  
D646,447 S \* 10/2011 Lozano ..... D32/29.1  
D646,448 S \* 10/2011 Cheng ..... D32/29.1  
D646,449 S \* 10/2011 Cheng ..... D32/29.1  
D652,592 S \* 1/2012 Le ..... D32/29.1

(Continued)

*Primary Examiner* — Michelle E. Wilson  
(74) *Attorney, Agent, or Firm* — Justin W. McCabe; Dunkiel Saunders Elliott Raubvogel & Hand, PLLC

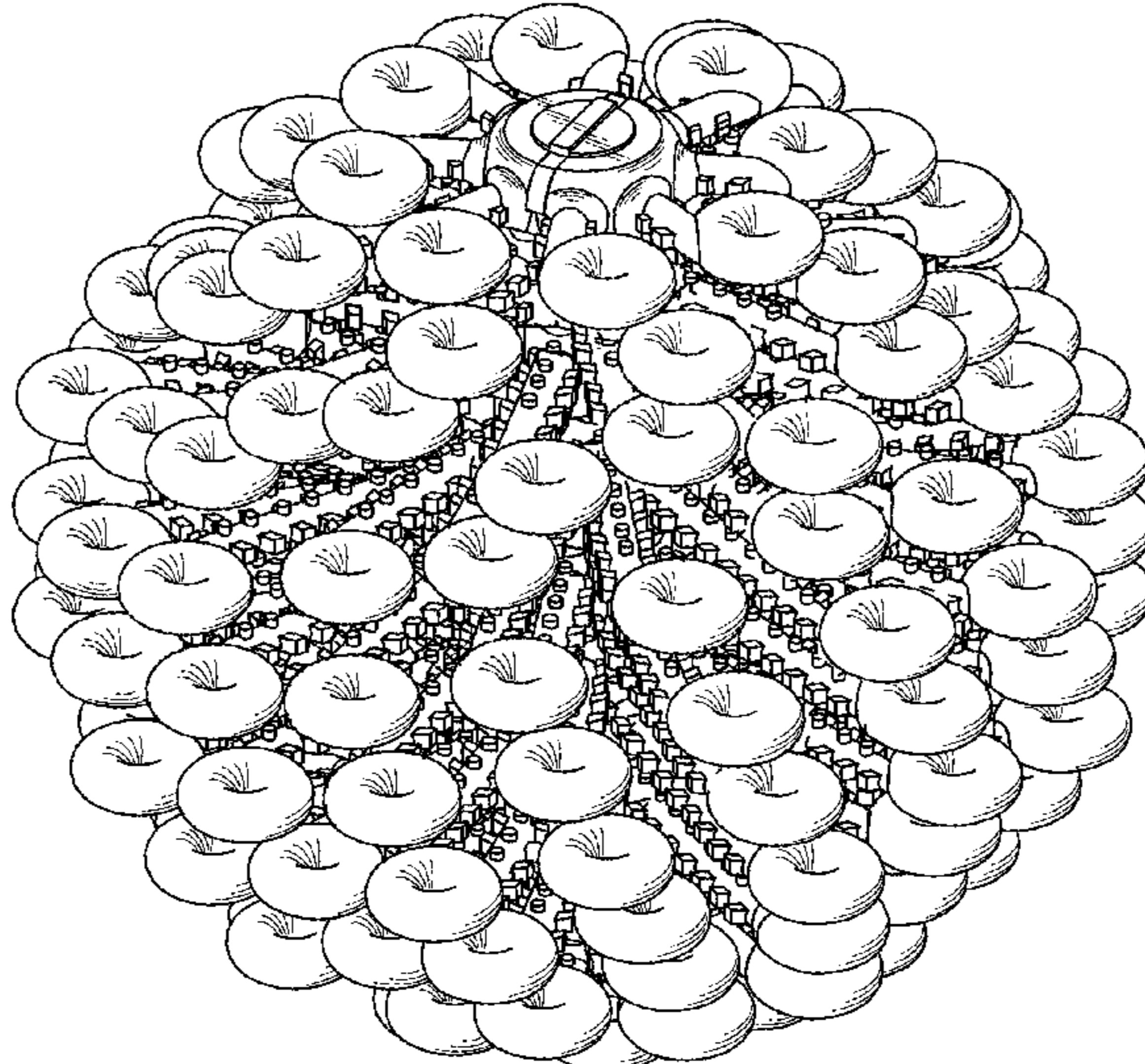
(57) **CLAIM**  
The ornamental design for a microfiber catcher ball, as shown and described.

**DESCRIPTION**

FIG. 1 is a perspective view of a microfiber catcher ball showing our new design;  
FIG. 2 is a front view thereof;  
FIG. 3 is a rear view thereof;  
FIG. 4 is a left side view thereof;  
FIG. 5 is a right side view thereof;  
FIG. 6 is a top plan view thereof; and,  
FIG. 7 is a bottom plan view thereof.

**1 Claim, 7 Drawing Sheets**

(56) **References Cited**  
U.S. PATENT DOCUMENTS  
3,633,538 A \* 1/1972 Hoefflin ..... D06M 23/02 118/76  
3,706,140 A \* 12/1972 Brillaud ..... D06F 58/203 118/726  
4,191,178 A \* 3/1980 Wisnieski ..... A61H 7/001 601/131



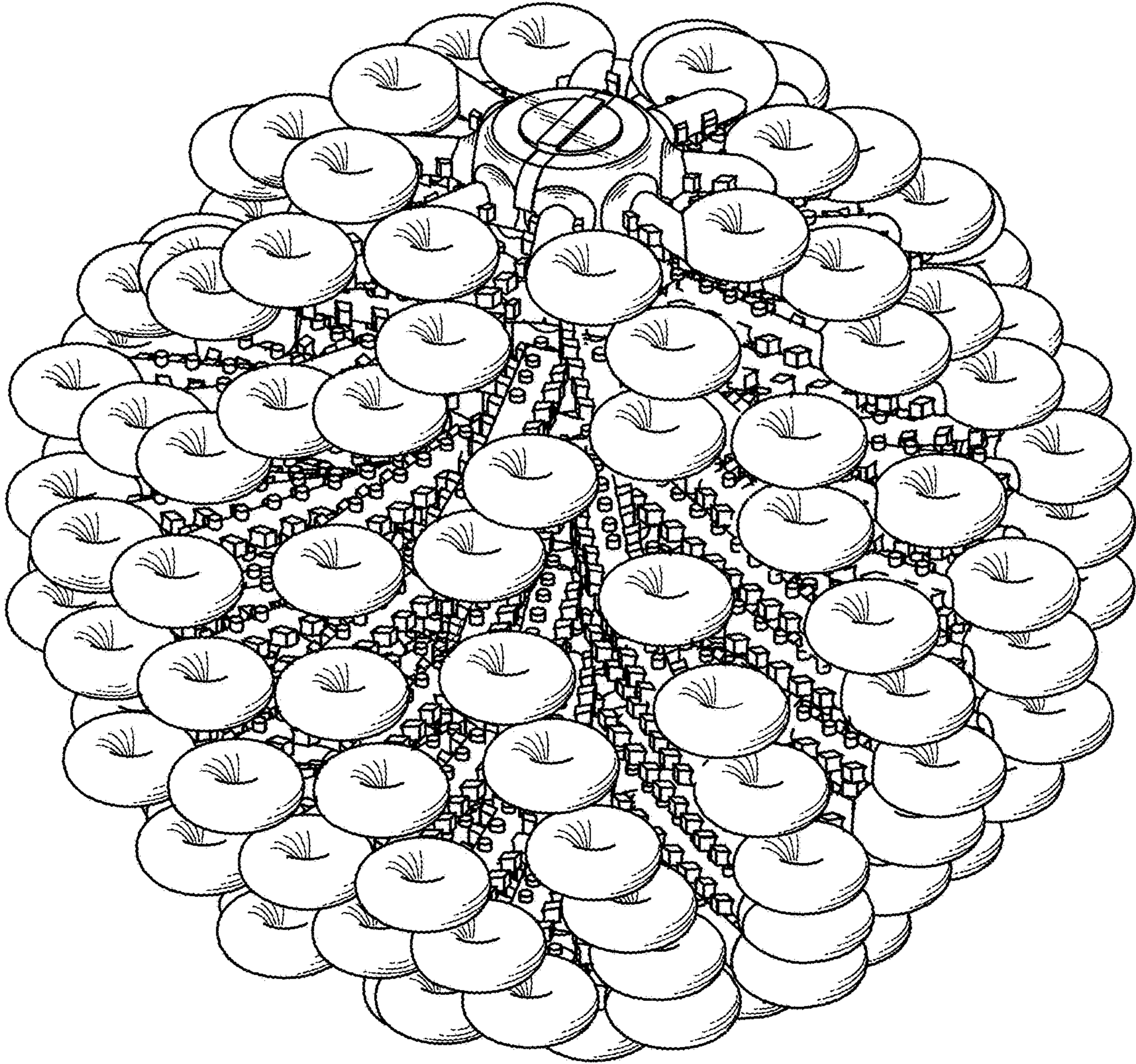
(56)

**References Cited**

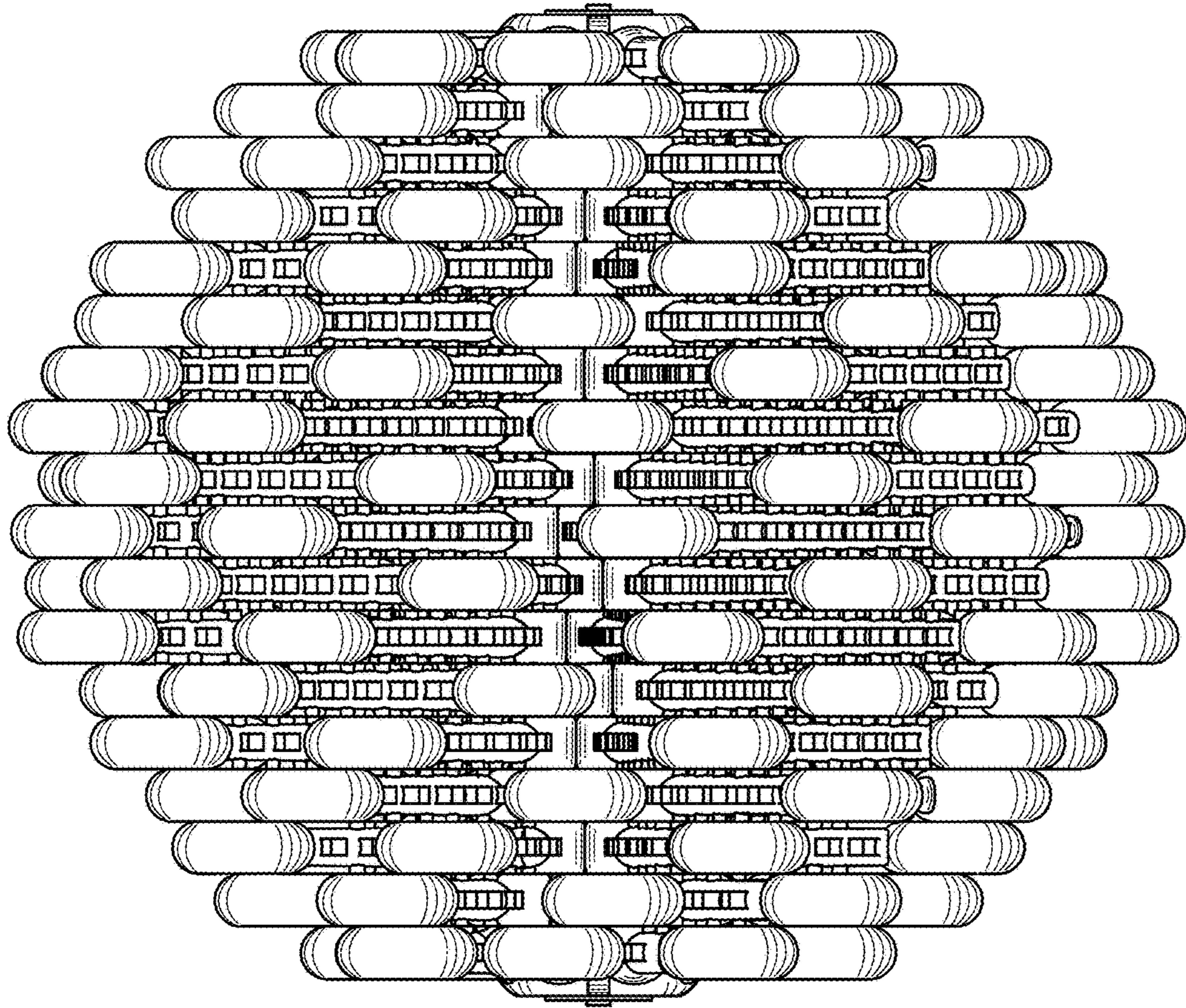
U.S. PATENT DOCUMENTS

8,205,351 B2 \* 6/2012 Howe ..... B67D 7/00  
222/1  
D695,370 S \* 12/2013 Hedeem, Jr. .... D21/712  
D700,412 S \* 2/2014 Loebach ..... D32/29.1  
D724,802 S \* 3/2015 Krenkler ..... D32/29.1  
D746,007 S \* 12/2015 Oh ..... D32/29  
2014/0115919 A1 \* 5/2014 LeBrun ..... D06F 58/04  
34/523

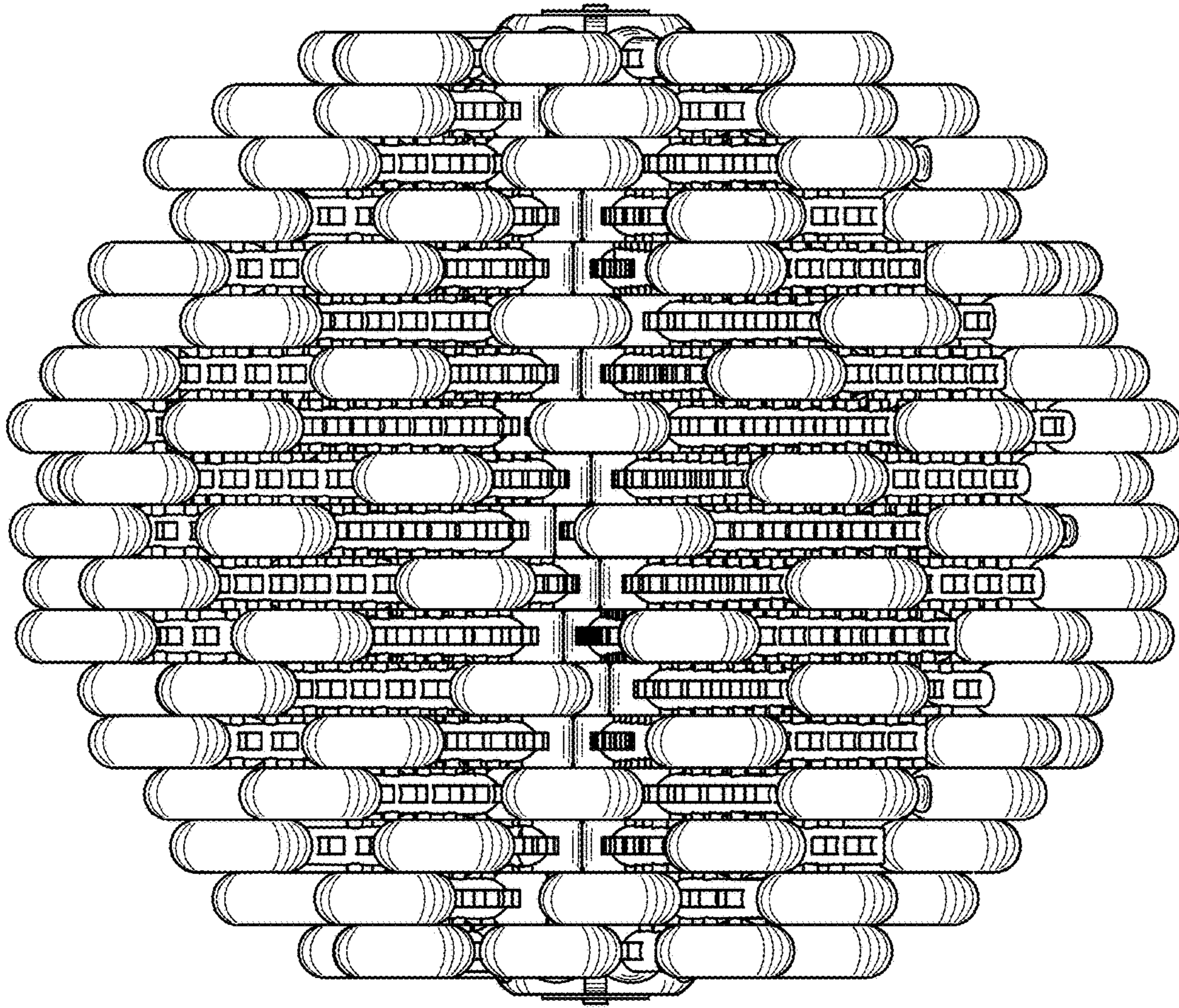
\* cited by examiner



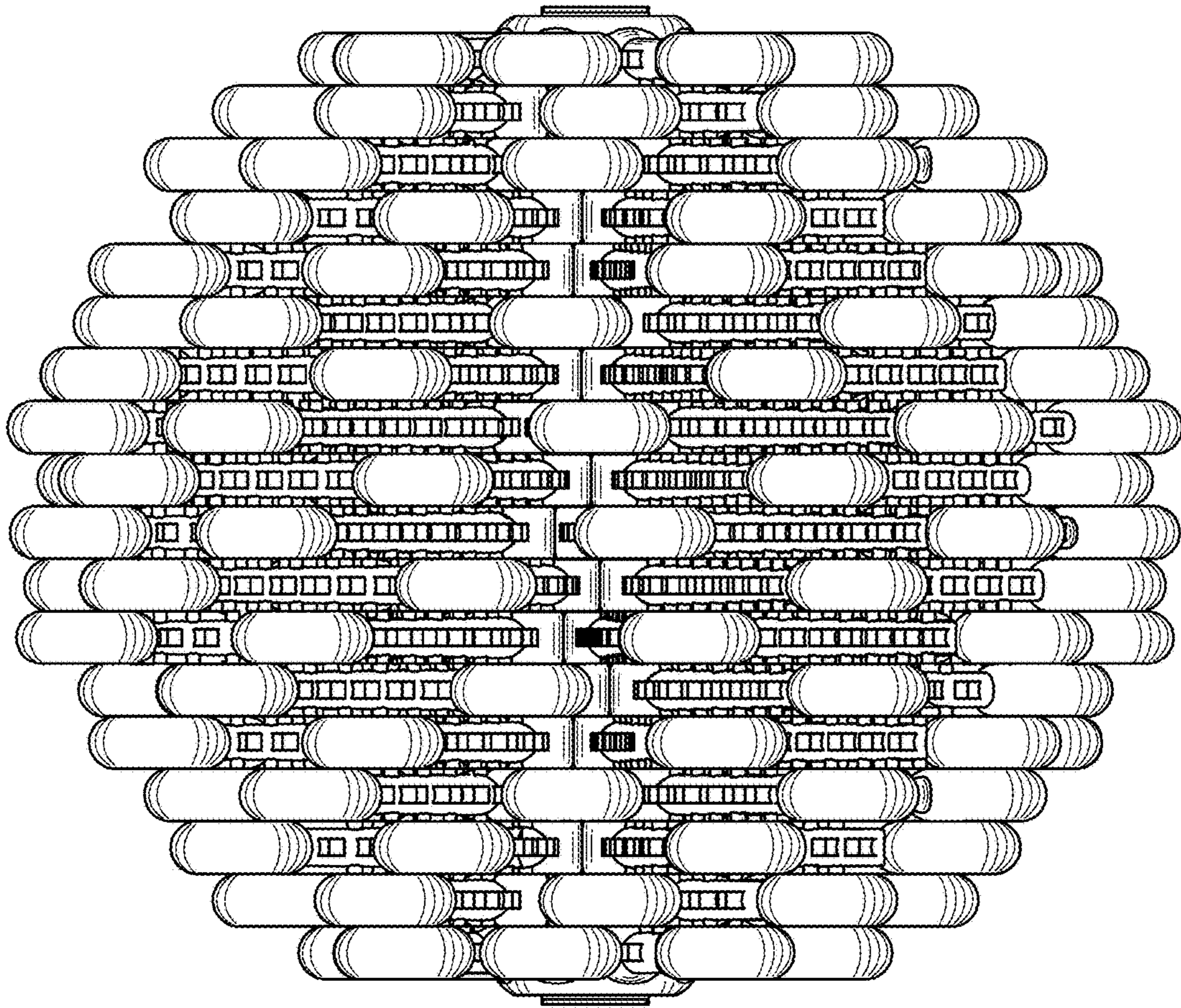
*Fig. 1*



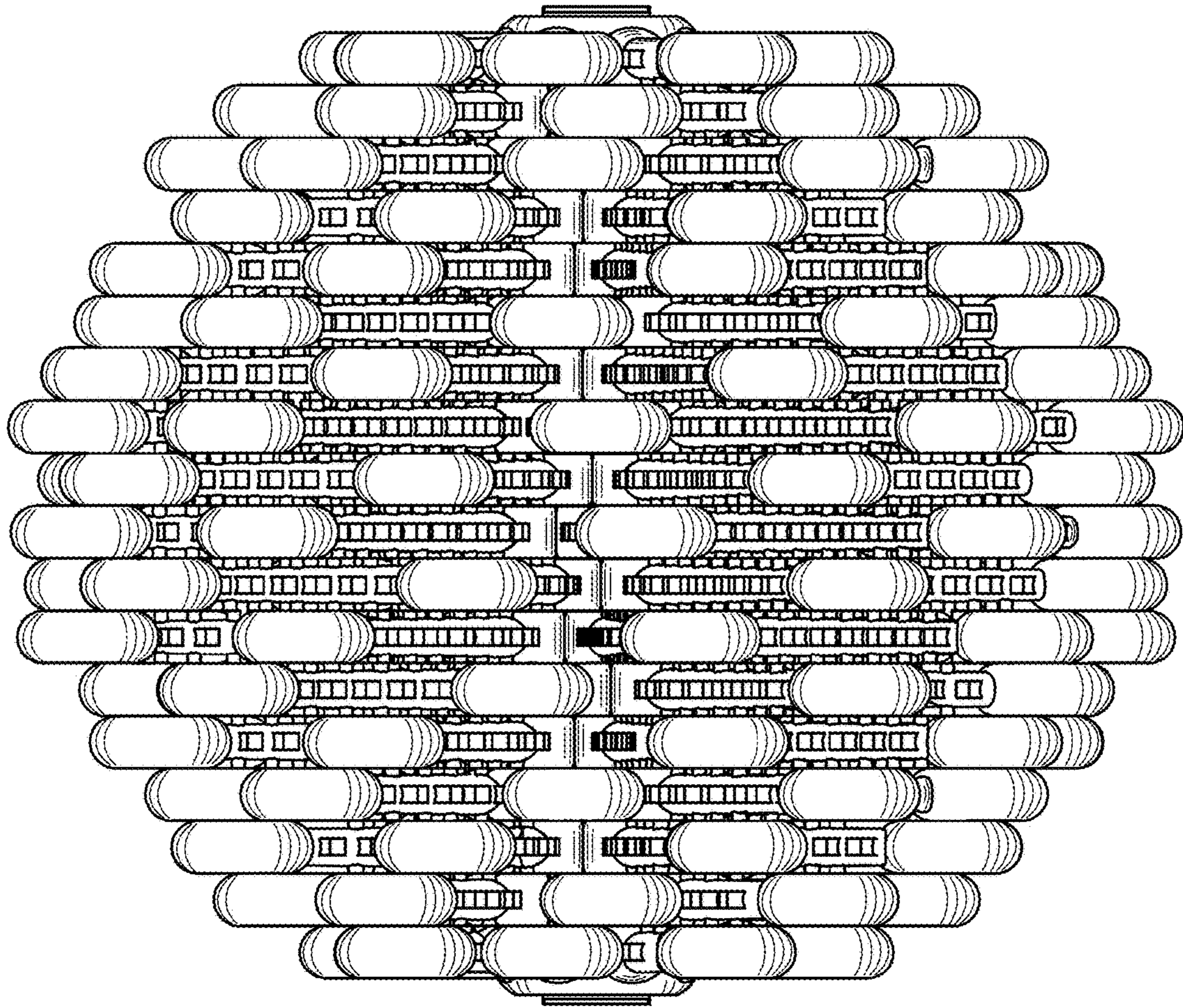
*Fig. 2*




*Fig. 3*



*Fig. 4*

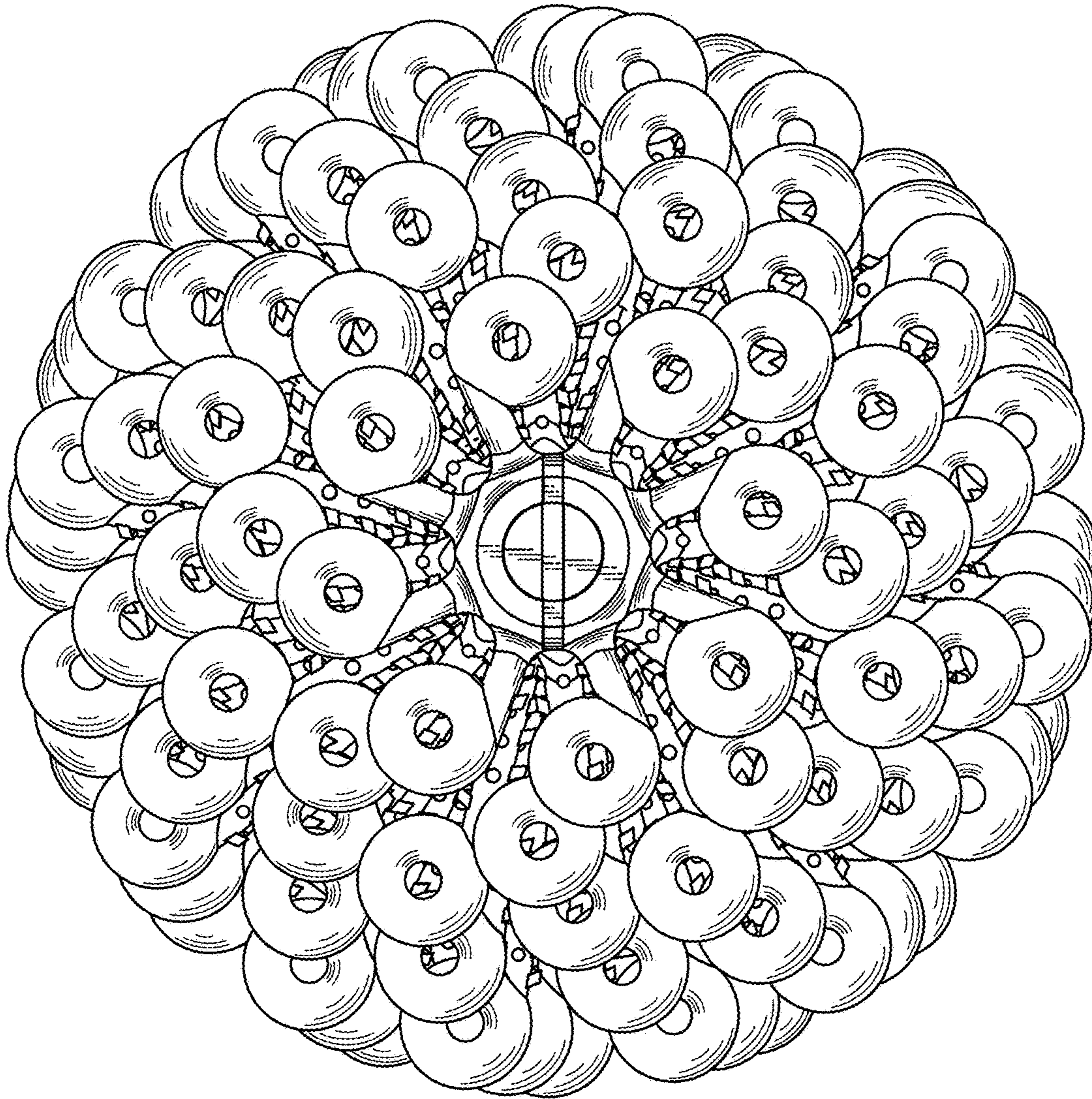


*Fig. 5*



*Fig. 6*





*Fig. 7*