



US00D833622S

(12) **United States Design Patent**  
**Farrell**

(10) **Patent No.:** **US D833,622 S**

(45) **Date of Patent:** **\*\* Nov. 13, 2018**

(54) **ORAL APPLIANCE**

(71) Applicant: **Myosa Pty Ltd**, Helensvale (AU)

(72) Inventor: **Christopher John Farrell**, Helensvale (AU)

(73) Assignee: **MYOSA PTY LTD**, Helensvale (AU)

(\*\*) Term: **15 Years**

(21) Appl. No.: **29/619,110**

(22) Filed: **Sep. 27, 2017**

**Related U.S. Application Data**

(62) Division of application No. 29/563,862, filed on May 9, 2016, now Pat. No. Des. 800,317.

(30) **Foreign Application Priority Data**

Nov. 9, 2015 (AU) ..... 15955/2015

Nov. 9, 2015 (AU) ..... 15956/2015

(51) **LOC (11) Cl.** ..... **24-01**

(52) **U.S. Cl.**  
USPC ..... **D24/181**

(58) **Field of Classification Search**  
USPC ..... D24/176, 180-182, 127-128; D29/108  
CPC ... A63B 71/085; A63B 2017/086; A61C 7/08;  
A61C 7/10; A61C 7/12; A61C 7/36;  
A61F 5/566

See application file for complete search history.

(56) **References Cited**

**U.S. PATENT DOCUMENTS**

2,827,899 A 3/1958 Altieri  
3,207,153 A 9/1965 Goldstein  
3,216,527 A 11/1965 Lewis  
3,224,443 A 12/1965 Monaghan  
3,234,942 A 2/1966 Simor  
3,236,235 A 2/1966 Jacobs

3,247,844 A 4/1966 Berghash  
3,312,218 A 4/1967 Jacobs  
D212,848 S 12/1968 Westlund et al.  
D215,685 S 10/1969 Helmer  
3,692,025 A 9/1972 Greenberg

(Continued)

**FOREIGN PATENT DOCUMENTS**

AU 656715 2/1995  
AU 676142 3/1997

(Continued)

**OTHER PUBLICATIONS**

Myofunctional Research Co., PTY. LTD., Myobrace, Myobrace for Adults, Orthodontics without braces, Myobrace Product Brochure, offered for sale since Aug. 1, 2011, 4 pages.

(Continued)

*Primary Examiner* — Wan Laymon

(74) *Attorney, Agent, or Firm* — McAndrews, Held & Malloy, Ltd.

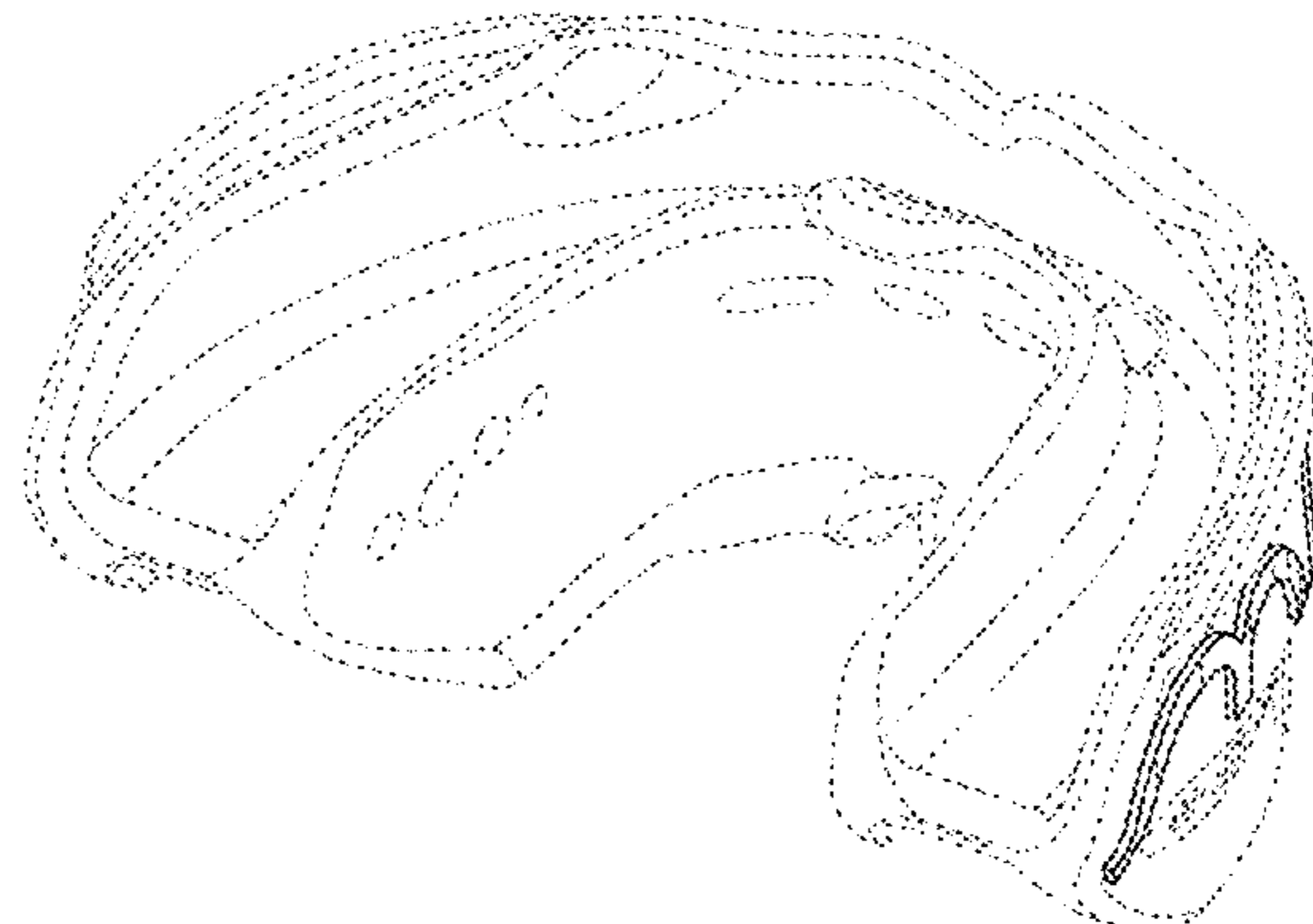
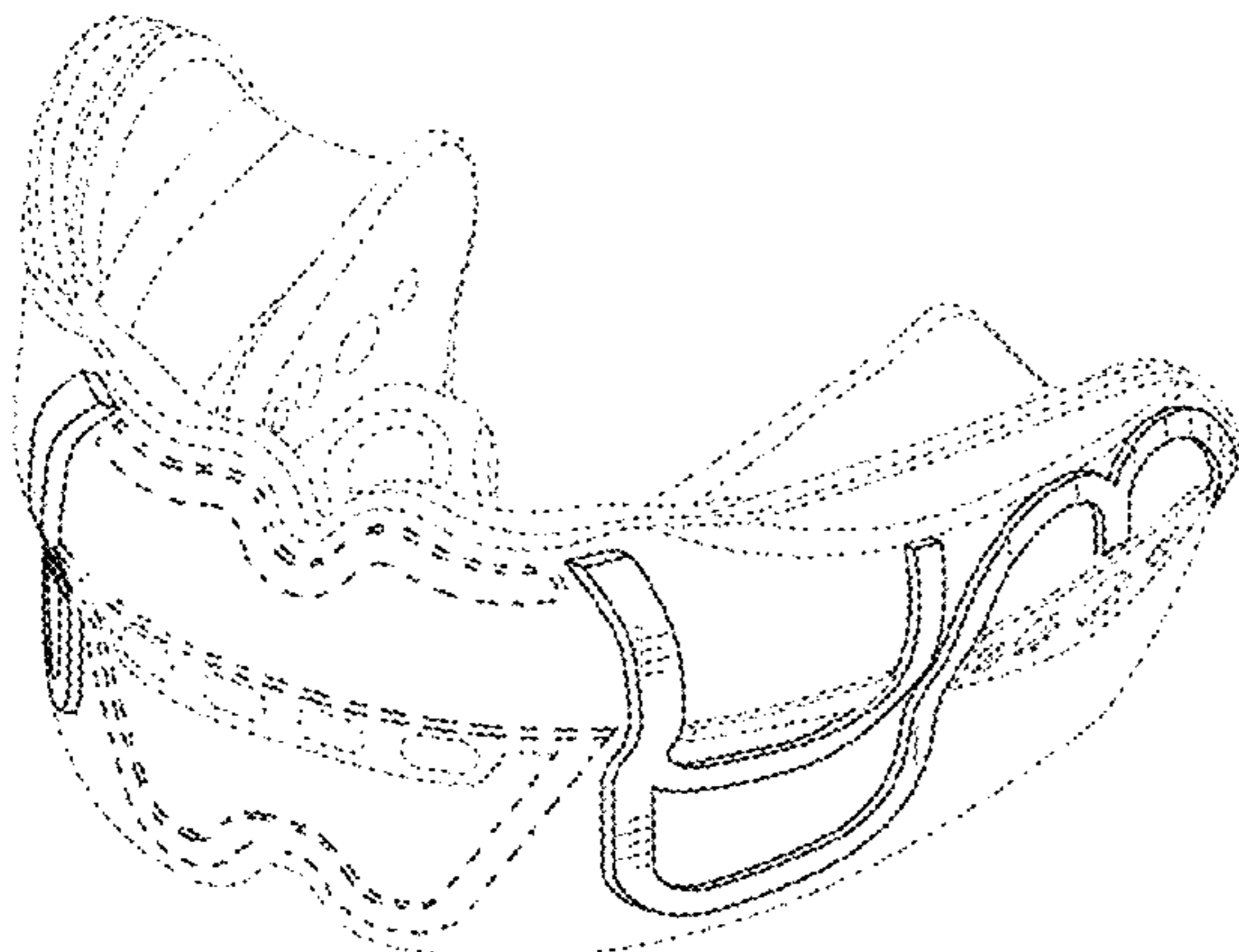
(57) **CLAIM**

The ornamental design for an oral appliance, as shown and described.

**DESCRIPTION**

FIG. 1 is a front elevation view of an oral appliance showing my new design;  
FIG. 2 is a rear elevation view thereof;  
FIG. 3 is a right side elevation view thereof;  
FIG. 4 is a left side elevation view thereof;  
FIG. 5 is a top plan view thereof; and  
FIG. 6 is a bottom plan view thereof.  
FIG. 7 is a front perspective view thereof; and,  
FIG. 8 is a rear perspective view thereof.  
The broken lines in the drawings illustrate portions of the oral appliance that form no part of the claimed design.

**1 Claim, 4 Drawing Sheets**



(56)

References Cited

U.S. PATENT DOCUMENTS

D281,532 S \* 11/1985 Weissman ..... D24/181  
 D289,795 S 5/1987 Andersson  
 5,028,231 A 7/1991 Hall  
 5,031,638 A 7/1991 Castaldi  
 5,082,007 A 1/1992 Adell  
 D328,494 S 8/1992 Schwendeman et al.  
 5,259,762 A 11/1993 Farrell  
 5,293,880 A 3/1994 Levitt  
 5,406,962 A 4/1995 Adell  
 D358,889 S 5/1995 Wong  
 5,462,066 A 10/1995 Snyder  
 5,592,951 A 1/1997 Castagnaro et al.  
 5,624,257 A 4/1997 Farrell  
 5,636,379 A 6/1997 Williams  
 D382,965 S 8/1997 Wagner  
 5,692,523 A \* 12/1997 Croll ..... A63B 71/085  
 128/859  
 D406,647 S 3/1999 Wagner  
 D408,919 S 4/1999 Cooley  
 6,082,363 A 7/2000 Washburn  
 6,170,485 B1 1/2001 Orrico  
 6,494,210 B1 12/2002 Mams  
 6,505,627 B2 \* 1/2003 Kittelsen ..... A63B 71/085  
 128/859  
 6,508,251 B2 1/2003 Kittelsen et al.  
 D473,976 S 4/2003 Wilkens  
 6,584,978 B1 7/2003 Brett et al.  
 6,598,605 B1 7/2003 Kittelsen et al.  
 6,637,436 B2 10/2003 Farrell  
 D492,785 S 7/2004 Garabito  
 D509,028 S 8/2005 Farrell  
 6,935,857 B1 8/2005 Farrell  
 D530,863 S 10/2006 Manzo et al.  
 D537,987 S 3/2007 Manzo et al.  
 D539,429 S 3/2007 Wong  
 7,210,483 B1 5/2007 Lesniak et al.  
 D548,402 S 8/2007 Trodick  
 D570,550 S \* 6/2008 Broersma ..... D29/108  
 7,404,403 B2 7/2008 Farrell  
 D595,413 S 6/2009 Farrell  
 D609,347 S 2/2010 Farrell  
 D609,348 S 2/2010 Farrell  
 7,790,009 B2 9/2010 Moller et al.  
 D626,292 S 10/2010 Farrell  
 D627,107 S 11/2010 Manzo et al.  
 D629,909 S 12/2010 Chiu  
 D642,277 S 7/2011 Farrell  
 D652,575 S 1/2012 Farrell  
 D652,576 S 1/2012 Farrell  
 8,105,079 B2 1/2012 Farrell  
 D654,173 S 2/2012 Farrell

D654,595 S 2/2012 Farrell  
 8,215,312 B2 7/2012 Garabadian et al.  
 8,322,344 B2 12/2012 Fisher et al.  
 8,459,987 B2 6/2013 Farrell  
 8,496,009 B2 7/2013 Manzo  
 D716,951 S \* 11/2014 Farrell ..... D24/176  
 D717,447 S 11/2014 Farrell  
 D717,448 S 11/2014 Farrell  
 D717,449 S 11/2014 Farrell  
 D717,450 S 11/2014 Farrell  
 D717,451 S 11/2014 Farrell  
 8,920,163 B2 12/2014 Farrell  
 D722,171 S 2/2015 Bergersen  
 9,022,903 B2 5/2015 Rafih  
 2002/0144687 A1 \* 10/2002 Kittelsen ..... A63B 71/085  
 128/859  
 2003/0101999 A1 6/2003 Kittelsen et al.  
 2004/0154625 A1 8/2004 Foley  
 2005/0115571 A1 6/2005 Jacobs  
 2006/0065277 A1 3/2006 Jacobs  
 2006/0084024 A1 4/2006 Farrell  
 2007/0254256 A1 11/2007 Farrell  
 2008/0029585 A1 2/2008 Driessen  
 2010/0196837 A1 8/2010 Farrell  
 2010/0227289 A1 \* 9/2010 Farrell ..... A61C 7/08  
 433/6  
 2011/0091833 A1 4/2011 Farrell  
 2013/0059262 A1 3/2013 Farrell  
 2013/0244195 A1 9/2013 Farrell  
 2014/0352704 A1 12/2014 Farrell  
 2018/0078405 A1 \* 3/2018 Farrell ..... A61F 5/566

FOREIGN PATENT DOCUMENTS

AU 319889 6/2008  
 AU 319890 6/2008  
 AU 2013205854 3/2014  
 EM 000883541-0001 4/2008  
 EM 000883541-0002 4/2008  
 WO 2006/108209 10/2006  
 WO 2009/026659 3/2009

OTHER PUBLICATIONS

Myofunctional Research Co., PTY. LTD., Myobrace Orthodontics without braces, Appliance Catalogue, (Myobrace a Series appliance, see p. 6) offered for sale since Aug. 1, 2011, 8 pages.  
 International Search Report from PCT/AU2005/001598, dated Oct. 10, 2005.  
 International Search Report from PCT/AU2008/001293, dated Dec. 22, 2008.

\* cited by examiner

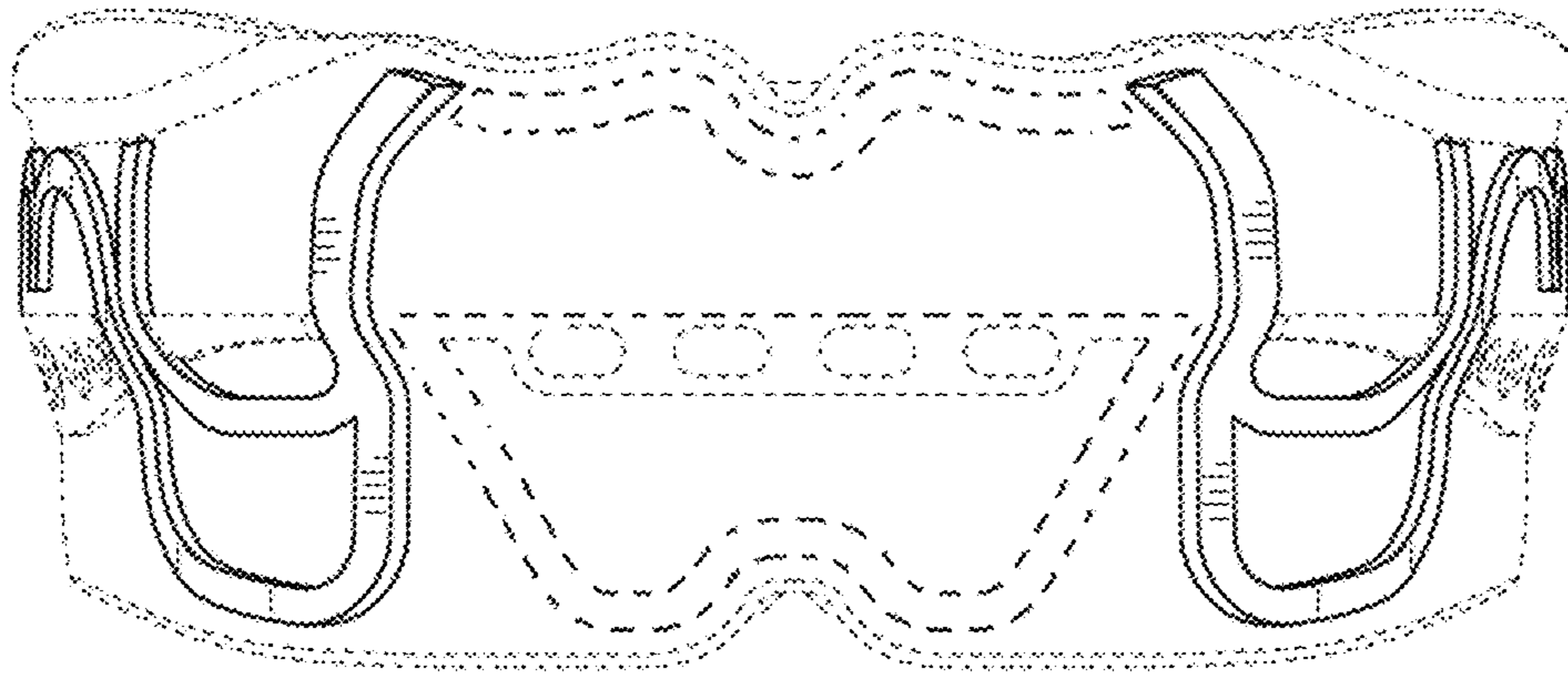


FIG. 1




FIG. 2

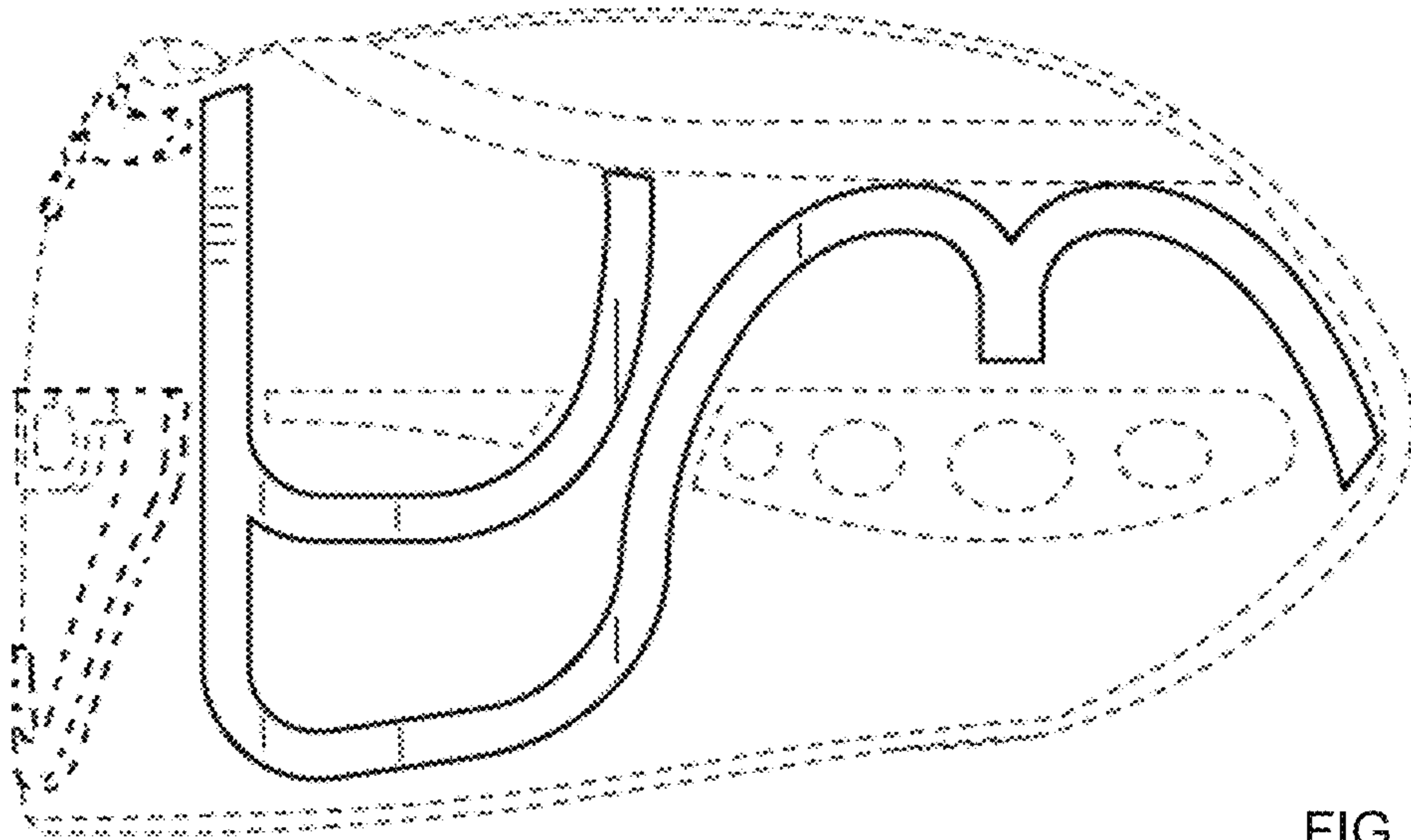


FIG. 3

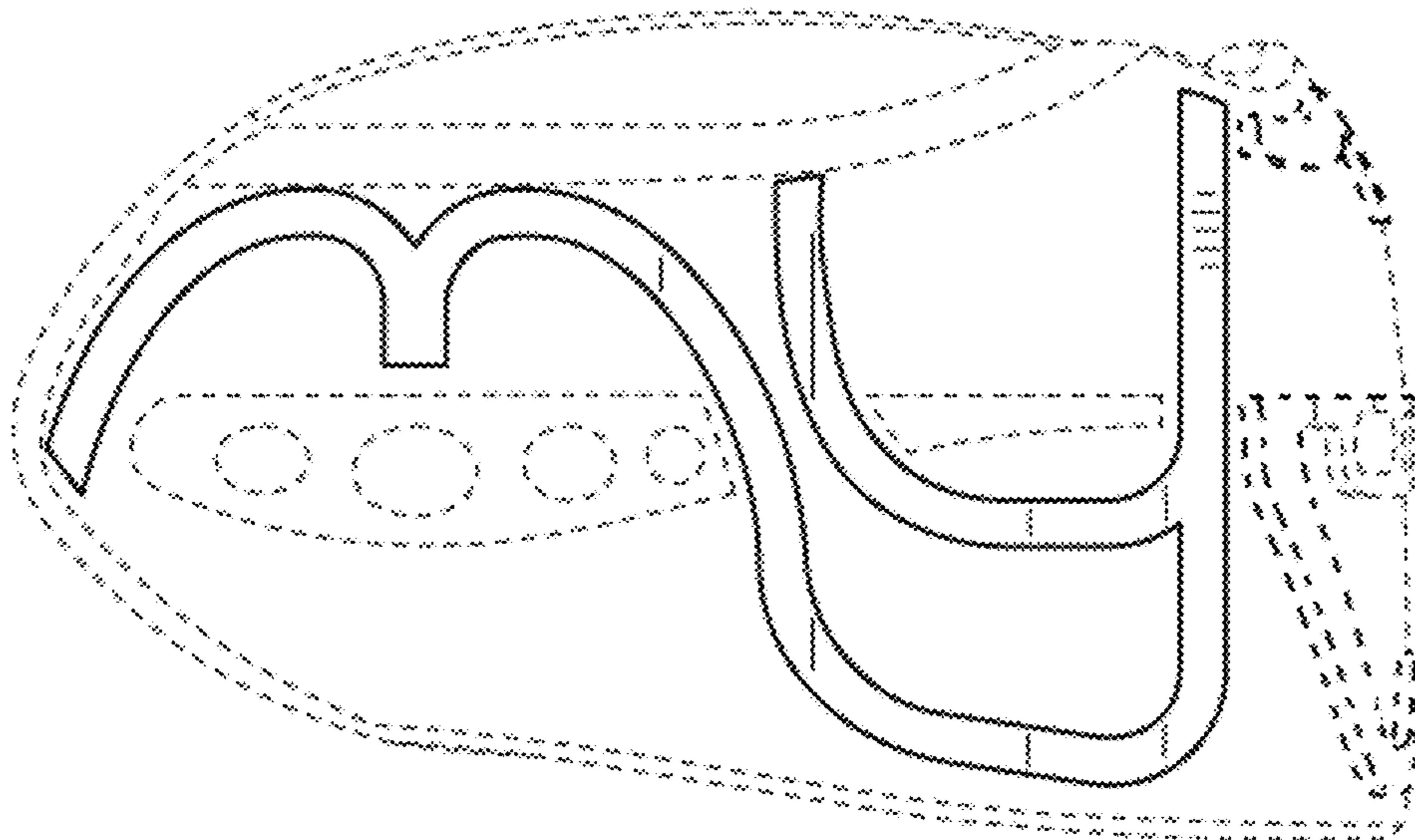


FIG. 4

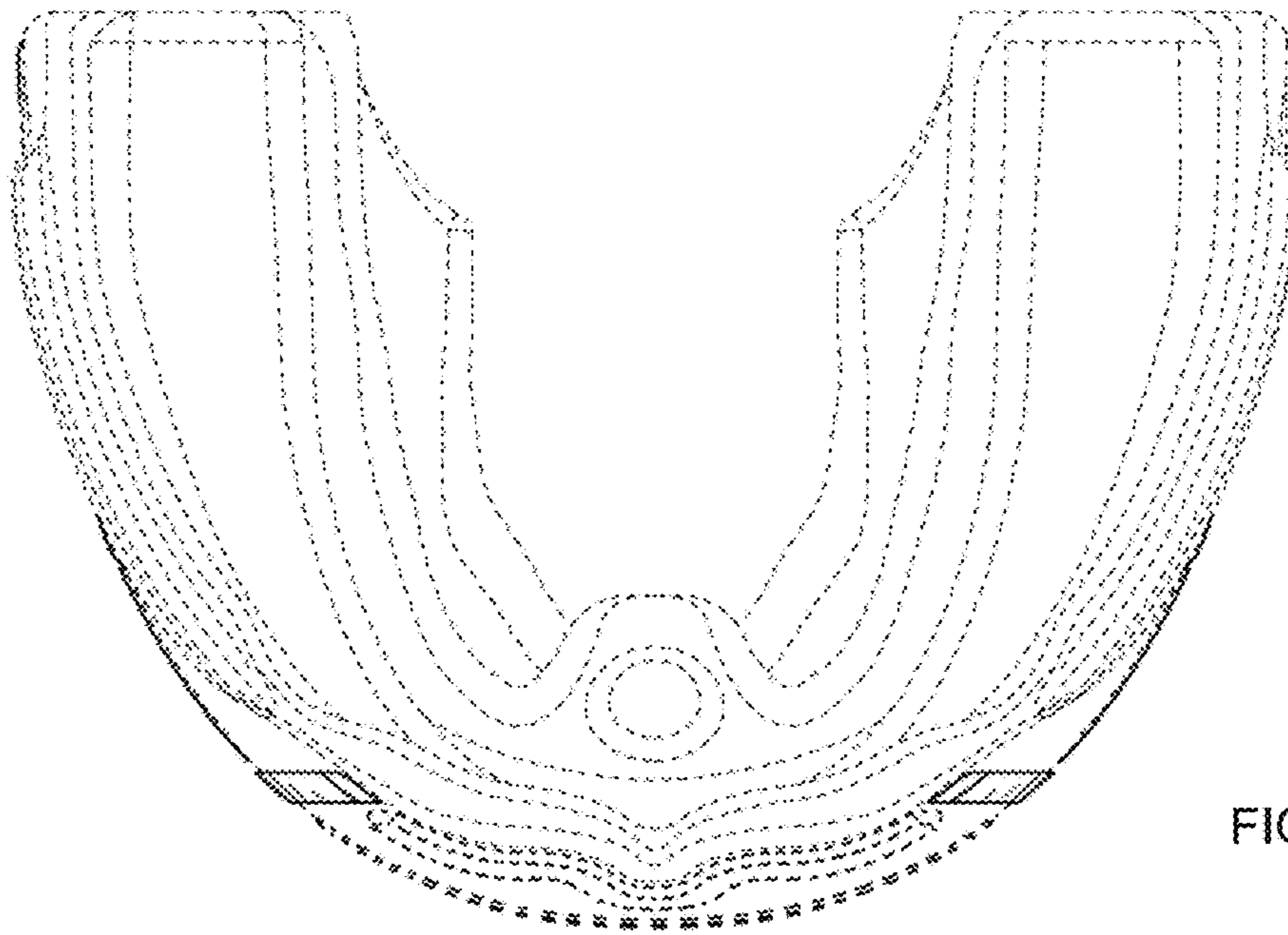


FIG. 5

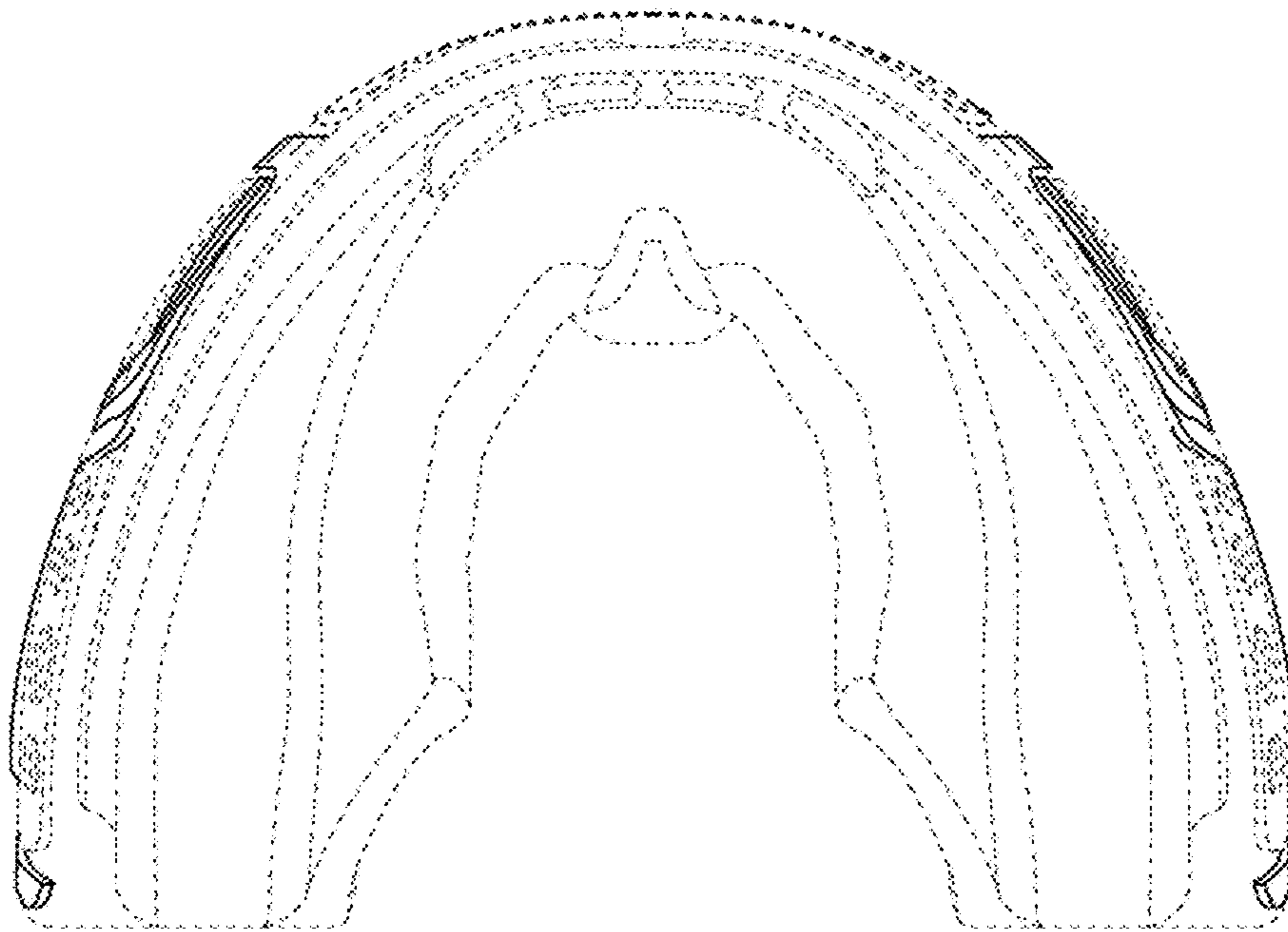


FIG. 6

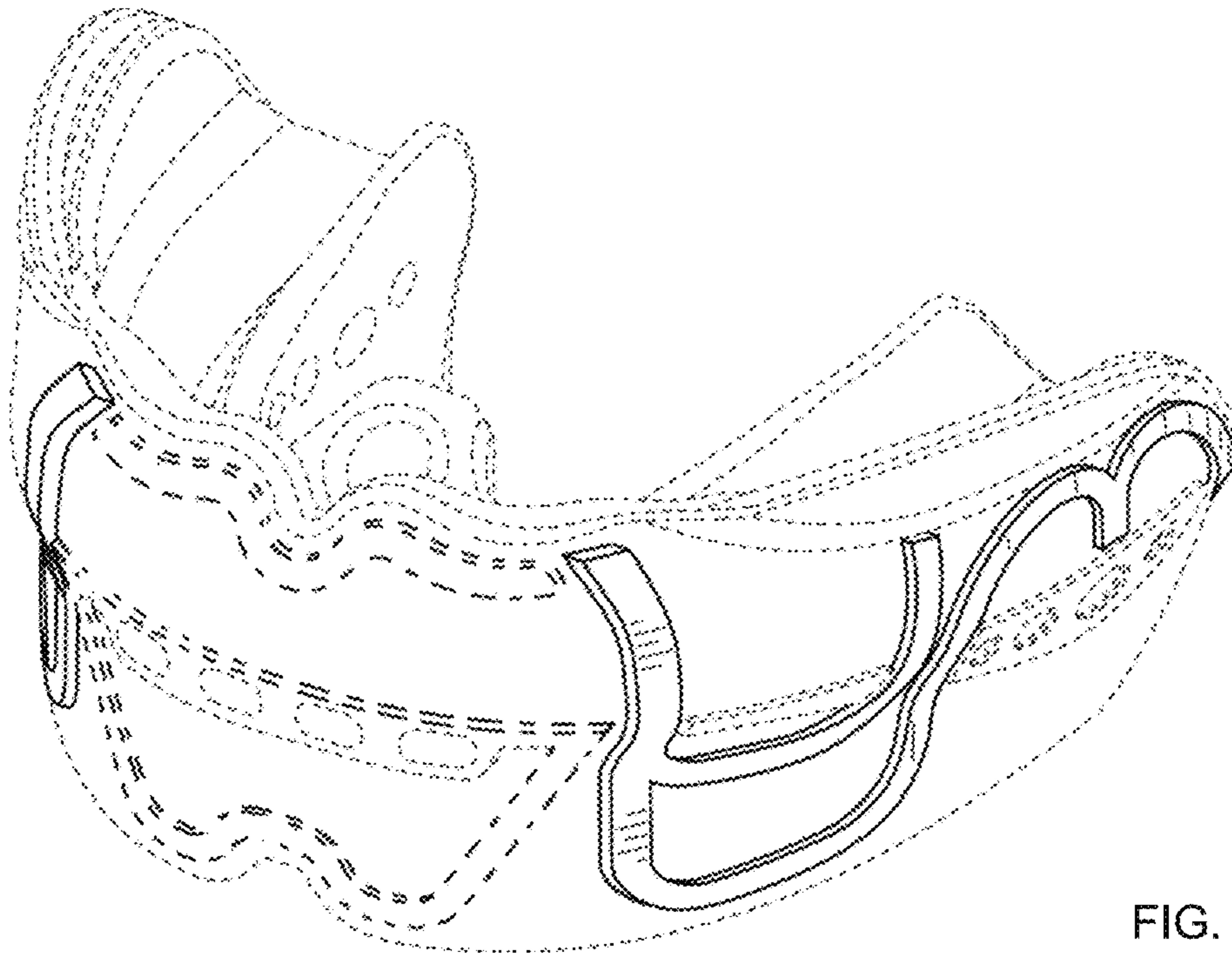


FIG. 7

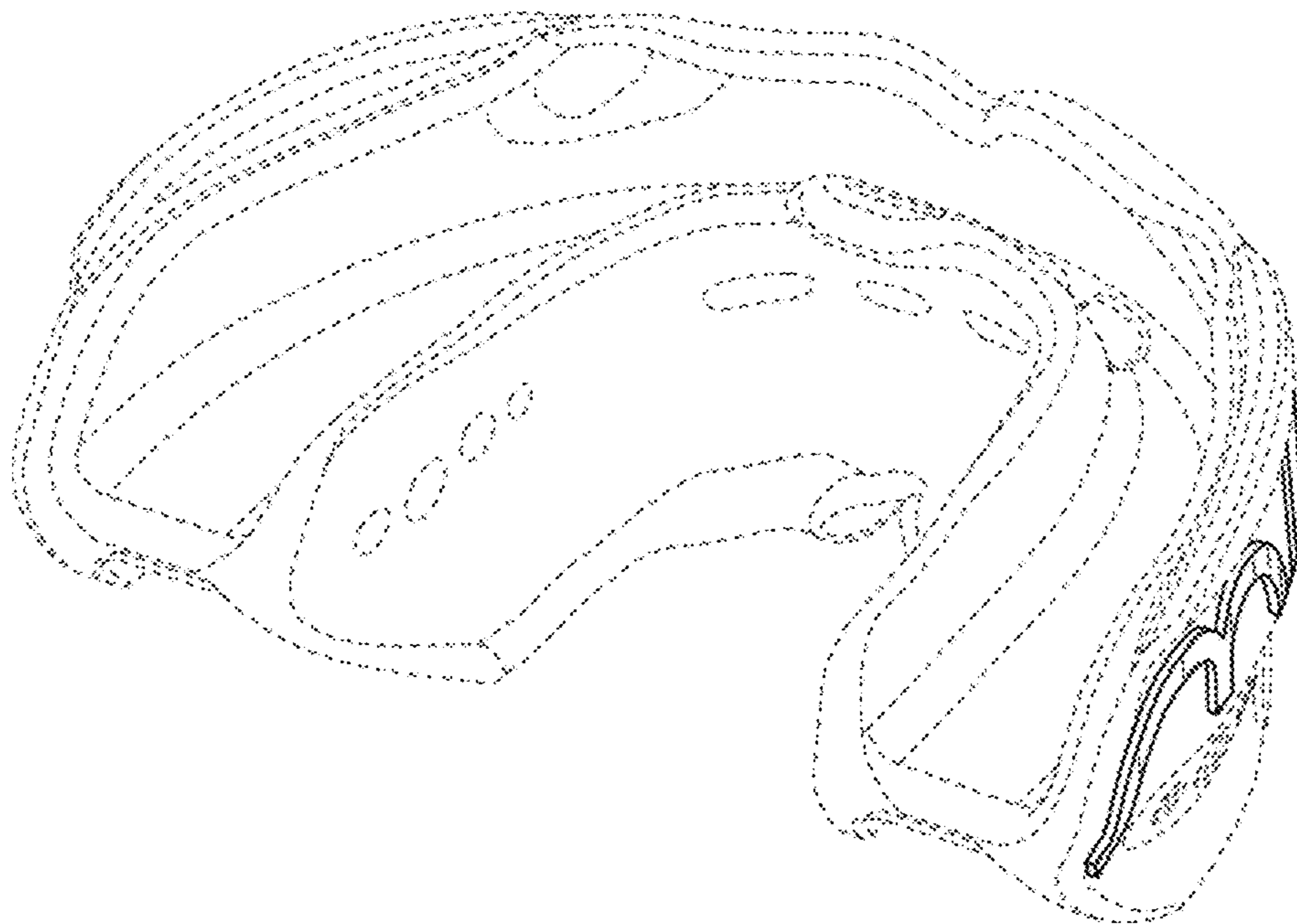


FIG. 8