



US00D833615S

(12) **United States Design Patent** (10) **Patent No.:** **US D833,615 S**  
**Daftary et al.** (45) **Date of Patent:** **\*\* Nov. 13, 2018**

- (54) **DENTAL IMPLANT**
- (71) Applicant: **Nobel Biocare Services AG**, Kloten (CH)
- (72) Inventors: **Fereidoun Daftary**, Beverly Hills, CA (US); **Oded Bahat**, Beverly Hills, CA (US)
- (73) Assignee: **Nobel Biocare Services AG**, Kloten (CH)
- (\*\*) Term: **15 Years**
- (21) Appl. No.: **29/599,609**
- (22) Filed: **Apr. 5, 2017**
- (51) **LOC (11) Cl.** ..... **24-02**
- (52) **U.S. Cl.**  
USPC ..... **D24/156**
- (58) **Field of Classification Search**  
USPC ..... D24/155-157  
CPC ..... A61C 8/00; A61C 8/0089; A61C 8/0069; A61C 8/0054; A61C 8/0096; A61C 8/0039; A61C 8/0063; A61C 8/006; A61C 8/0001; A61C 8/0012; A61C 8/0075; A61C 8/0083; A61C 13/225  
See application file for complete search history.

- D507,052 S \* 7/2005 Wohrle ..... D24/156
- D511,833 S \* 11/2005 Wohrle ..... D24/156
- D611,603 S \* 3/2010 Noguchi ..... D24/156
- D616,097 S \* 5/2010 Johnson ..... D24/156
- D652,929 S \* 1/2012 Sibhatu ..... D24/156
- D663,032 S \* 7/2012 Mashio ..... D24/156
- D663,419 S \* 7/2012 Mashio ..... D24/156
- D667,955 S \* 9/2012 Spahn ..... D24/156

\* cited by examiner

*Primary Examiner* — Charles D Hanson  
(74) *Attorney, Agent, or Firm* — Knobbe Martens Olson & Bear, LLP

(57) **CLAIM**

We claim ornamental design for a dental implant, as shown and described.

**DESCRIPTION**

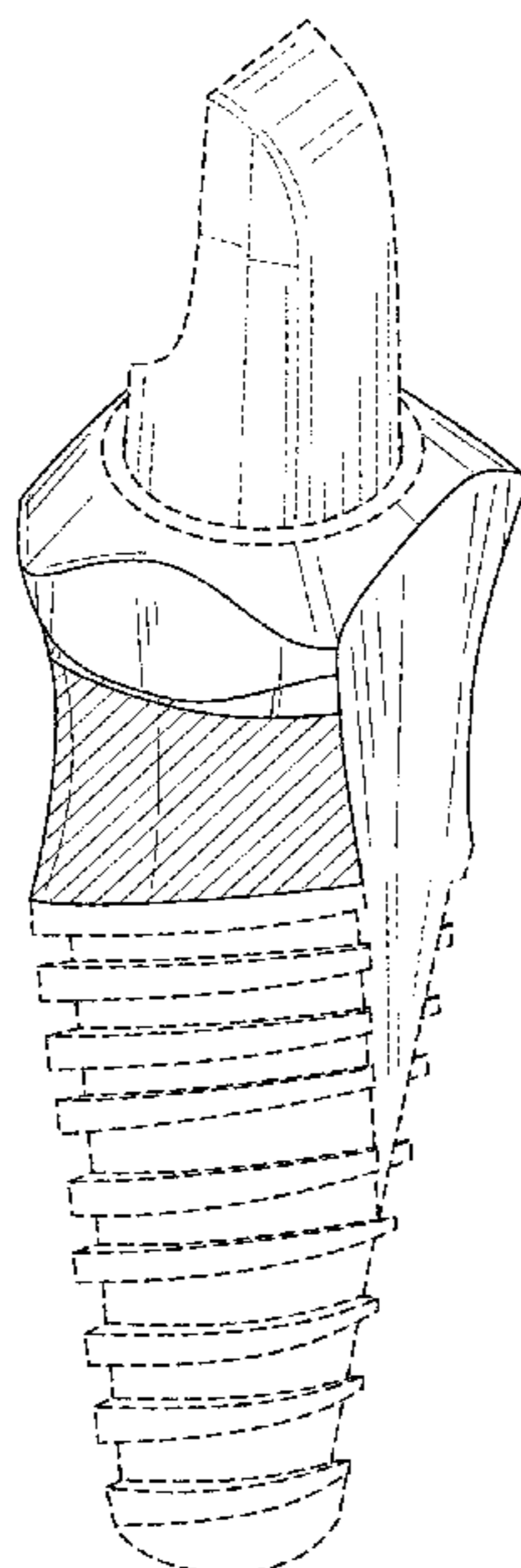
FIG. 1 is a top perspective view of a dental implant according to the present invention;  
 FIG. 2 is a side perspective view of a dental implant of FIG. 1;  
 FIG. 3 is a left-side elevational view of the dental implant of FIG. 1;  
 FIG. 4 is a right-side elevational view of the dental implant of FIG. 1;  
 FIG. 5 is a rear elevational view of the dental implant of FIG. 1;  
 FIG. 6 is a front elevational view of the dental implant of FIG. 1;  
 FIG. 7 is a top plan view of the dental implant of FIG. 1; and,  
 FIG. 8 is a bottom plan view of the dental implant of FIG. 1.  
 The broken line showing is included for the purpose of illustrating portions of the dental implant that form no part of the claimed design.

**1 Claim, 6 Drawing Sheets**

(56) **References Cited**

U.S. PATENT DOCUMENTS

- 5,674,069 A \* 10/1997 Osorio ..... A61C 8/005 433/172
- 5,779,480 A \* 7/1998 Groll ..... A61C 8/005 433/172
- 6,024,567 A \* 2/2000 Callan ..... A61C 8/0048 433/173
- D486,914 S \* 2/2004 Schulter ..... D24/156
- D493,535 S \* 7/2004 Whitehead ..... D24/156



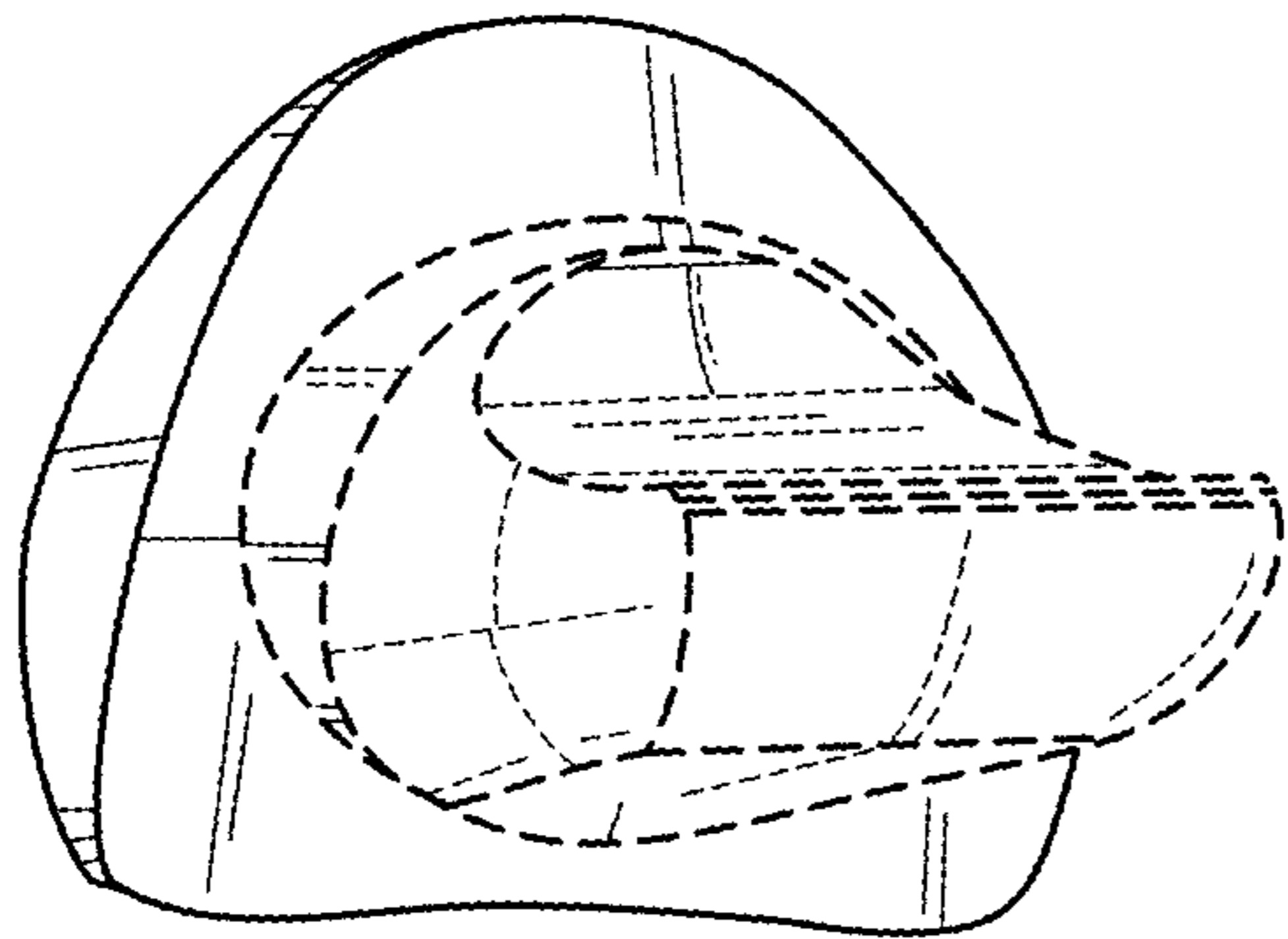


FIG. 1

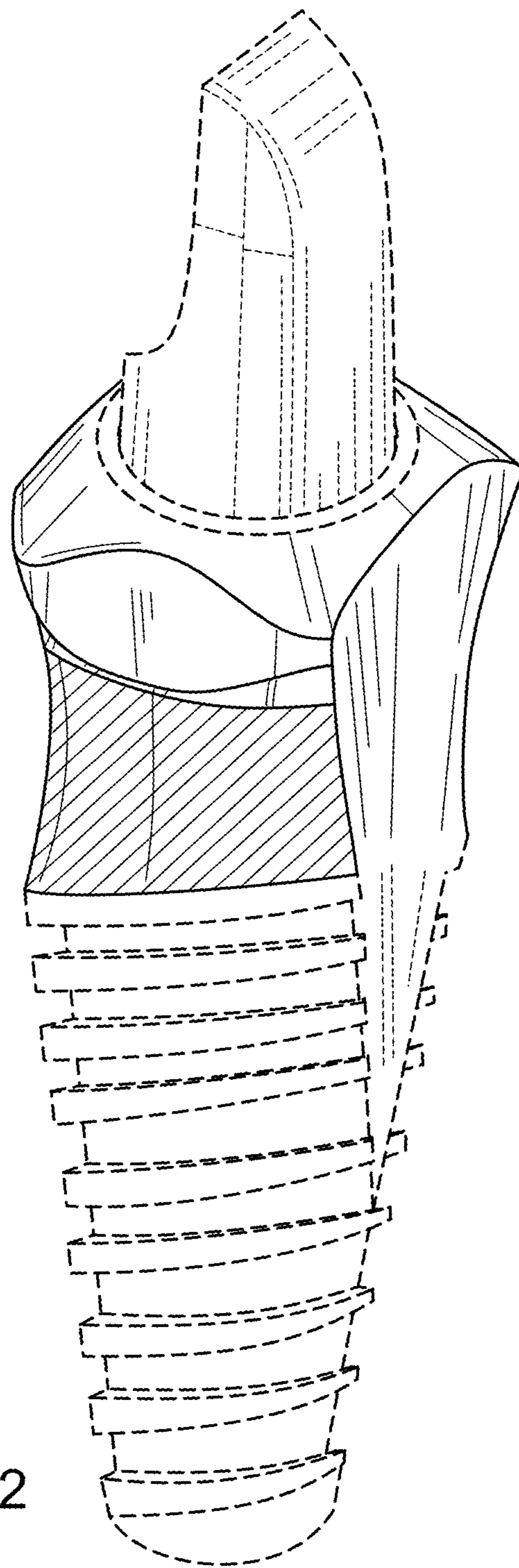


FIG. 2

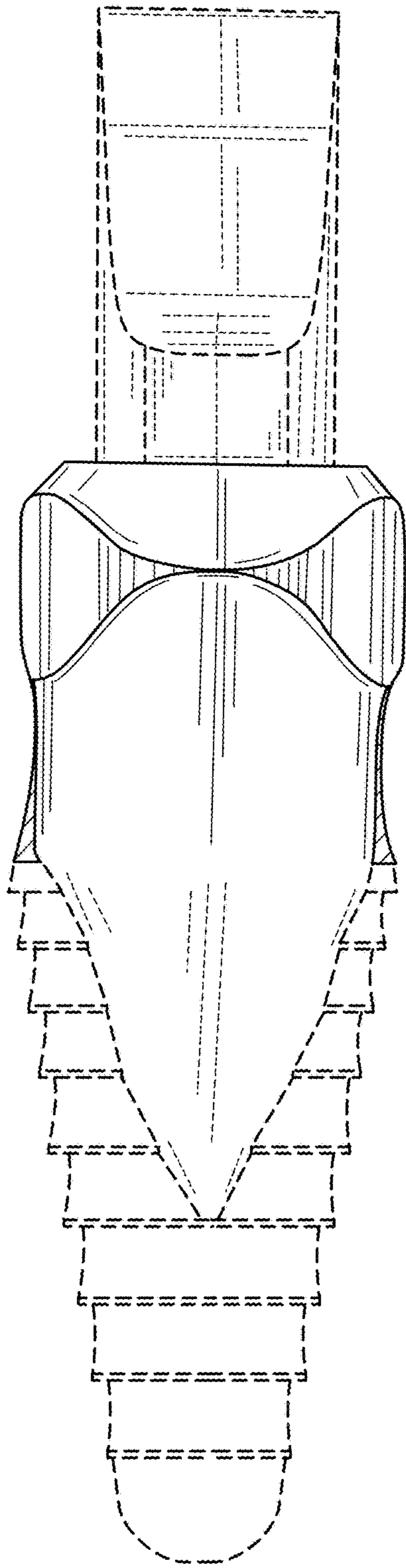


FIG. 3

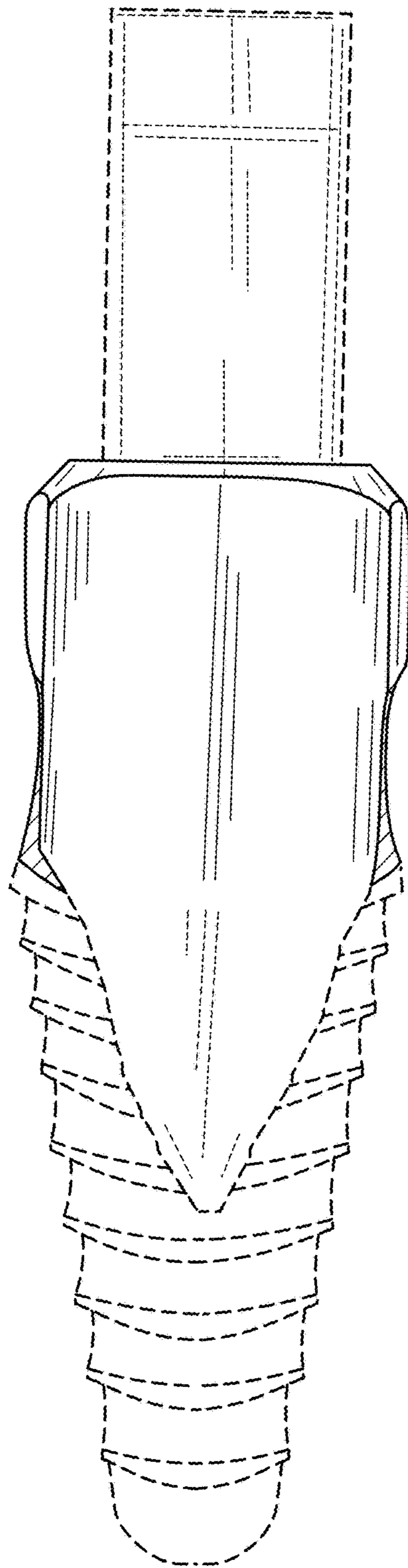


FIG. 4

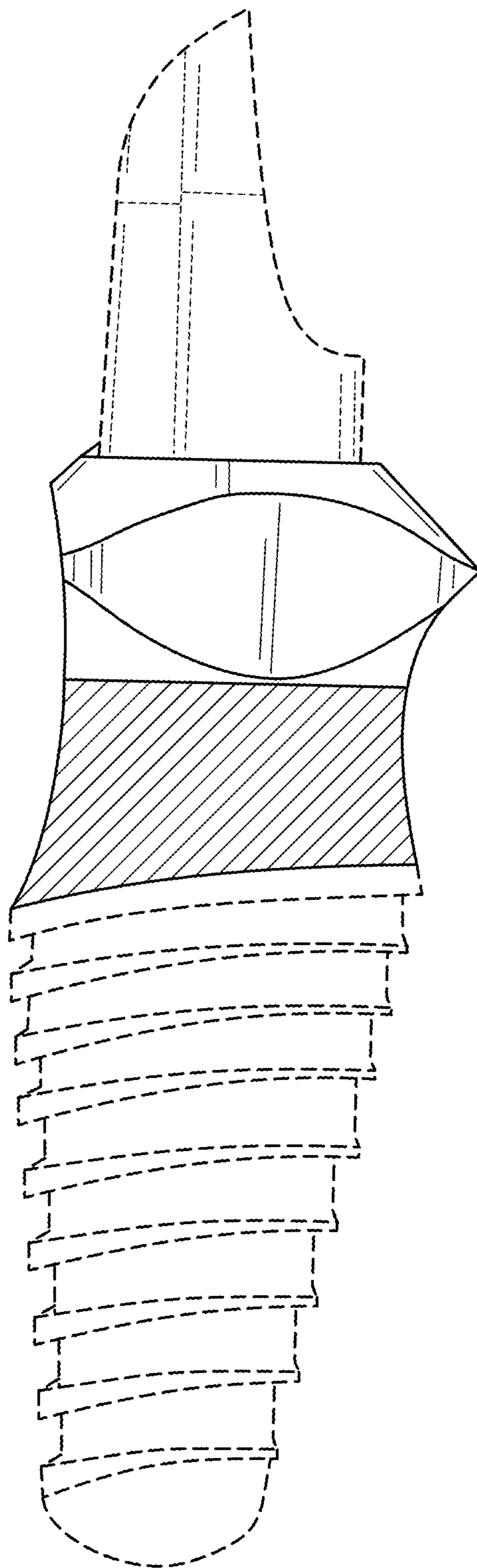


FIG. 5

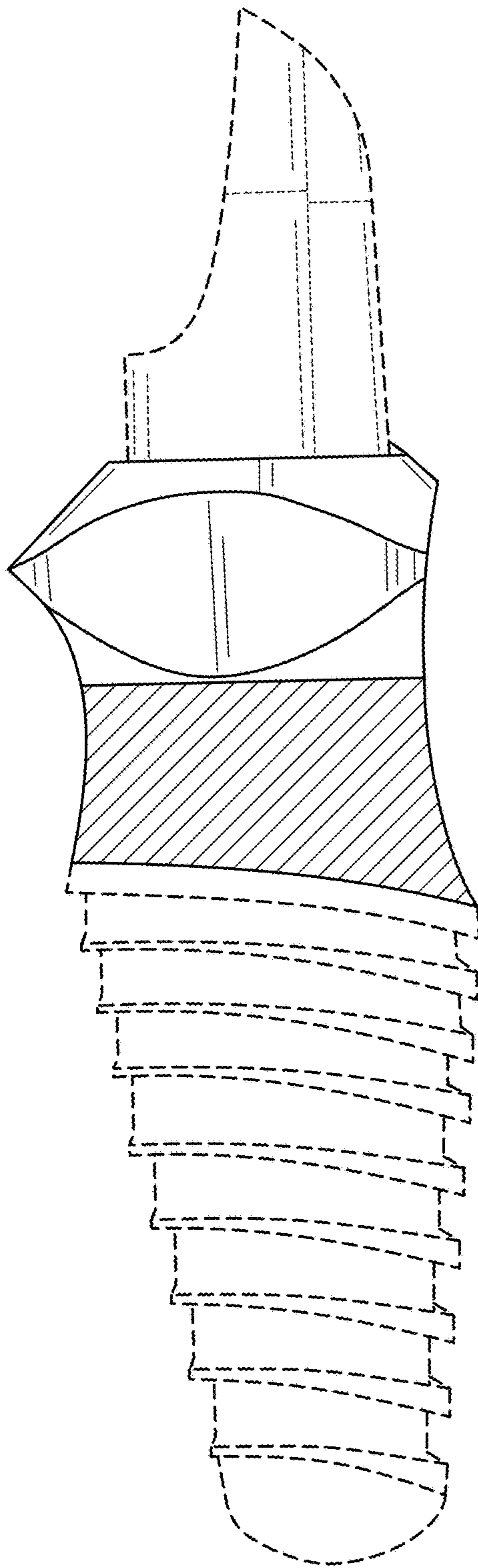


FIG. 6

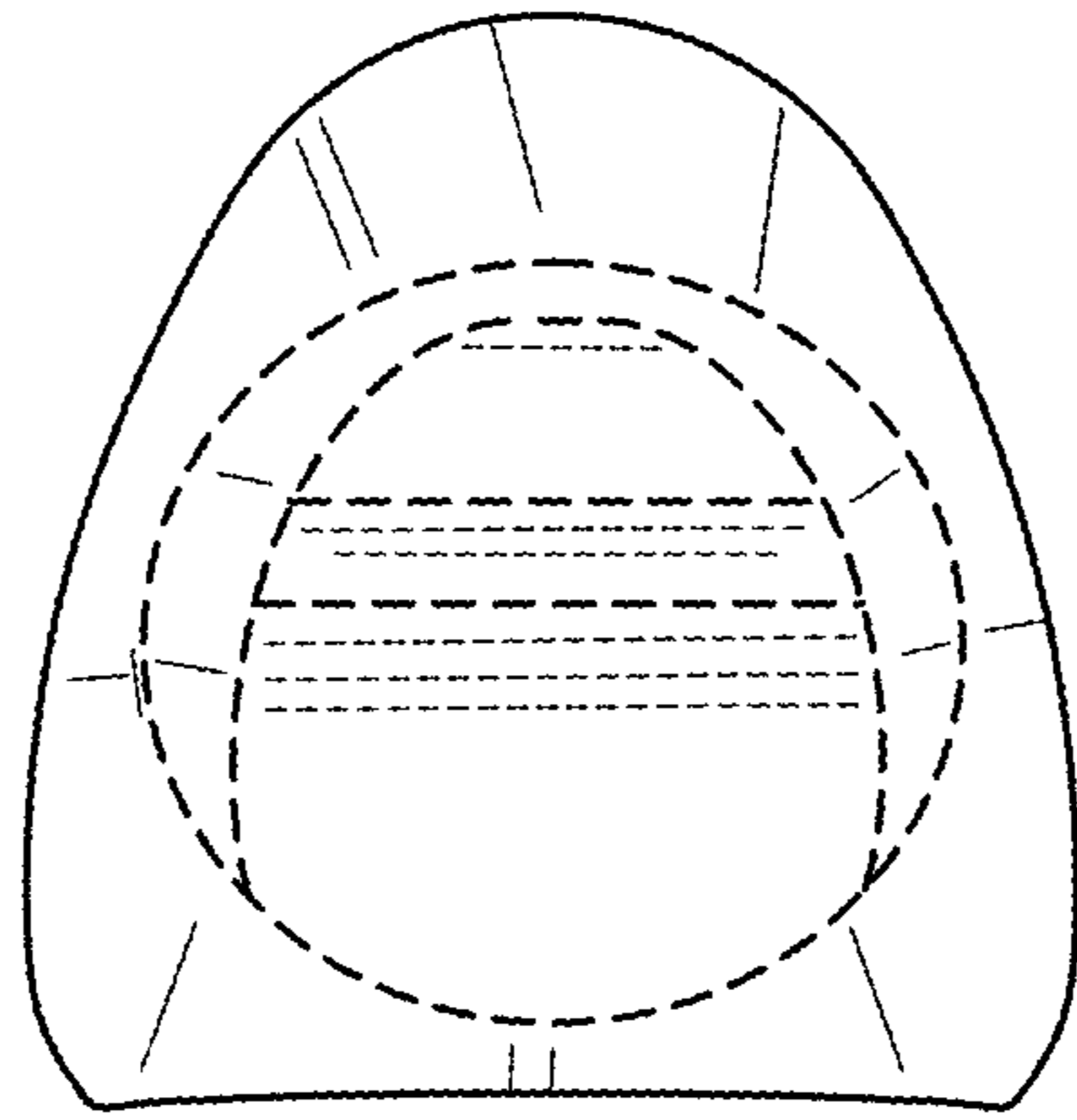


FIG. 7

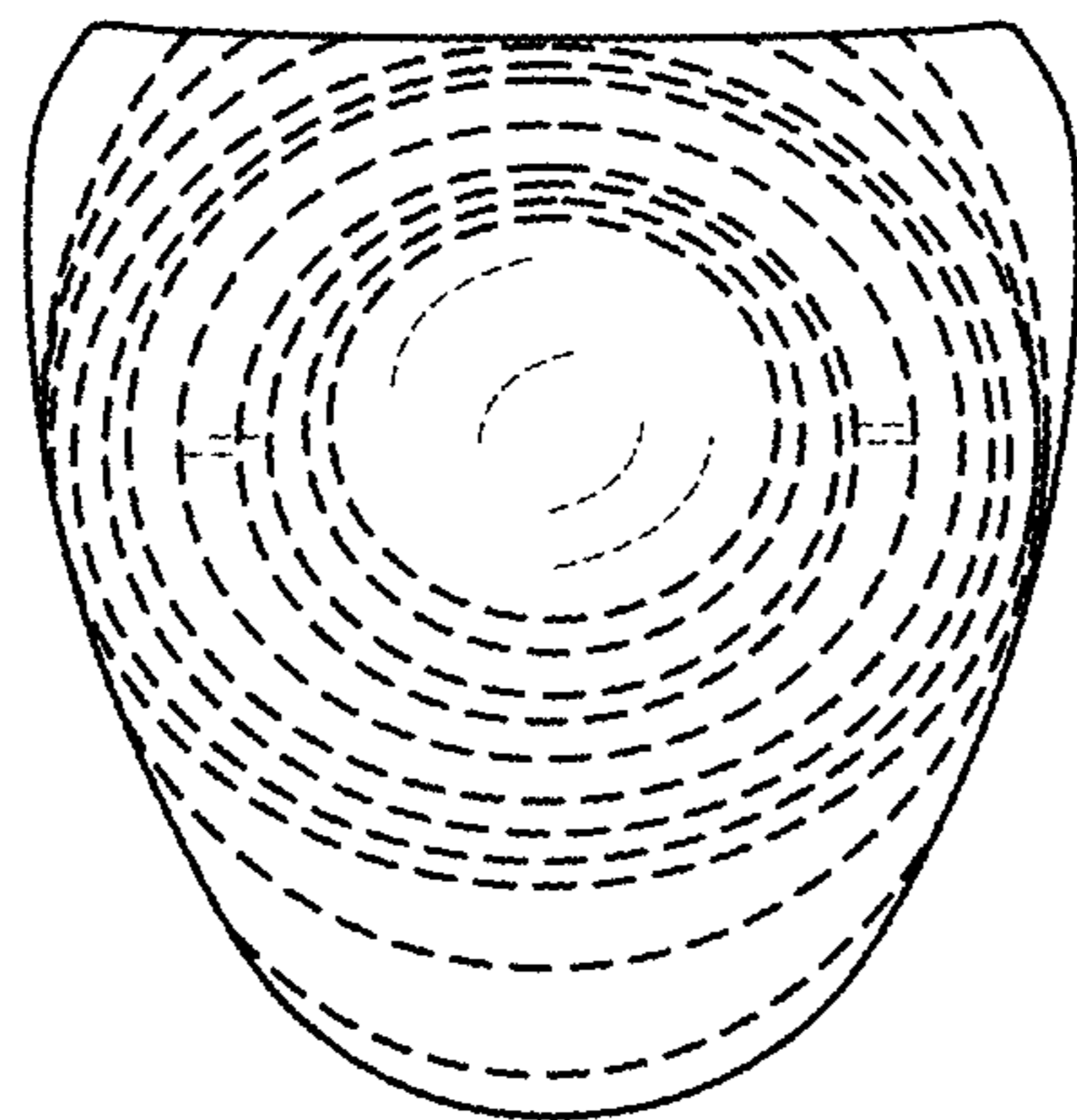


FIG. 8