



US00D833609S

(12) **United States Design Patent** (10) **Patent No.:** **US D833,609 S**  
**Cockley** (45) **Date of Patent:** **\*\* Nov. 13, 2018**

(54) **HORIZONTAL PRISM BAR**

(71) Applicant: **Sean Cockley**, Hatboro, PA (US)

(72) Inventor: **Sean Cockley**, Hatboro, PA (US)

(\*\*) Term: **15 Years**

(21) Appl. No.: **29/534,675**

(22) Filed: **Jul. 30, 2015**

(51) **LOC (11) Cl.** ..... **24-02**

(52) **U.S. Cl.**  
USPC ..... **D24/150**

(58) **Field of Classification Search**  
USPC ..... D24/150, 172, 133; D16/100, 101,  
D16/130-137; D10/46  
CPC ..... A61B 3/036; A61B 3/103; A61B 3/1015;  
A61B 3/032; A61F 2/1691; A61F 2/16;  
G02C 7/04  
See application file for complete search history.

(56) **References Cited**

**U.S. PATENT DOCUMENTS**

2,229,410	A *	1/1941	Gulden	.....	A61B 3/02 351/203
D243,288	S *	2/1977	Jampolsky	.....	D24/172
D736,381	S *	8/2015	Van Dalen	.....	D24/150
D775,678	S *	1/2017	Cockley	.....	D16/137
2001/0033363	A1 *	10/2001	Chateau	.....	G02C 7/041 351/216

**OTHER PUBLICATIONS**

B-16 EZView Horizontal Prism Bar, dated 2013,[online], [site visited Jun. 25, 2017] . Available from Internet <www.guldenophthalmics.com> 2 pages.\*

\* cited by examiner

*Primary Examiner* — Lakiya G Rogers  
*Assistant Examiner* — Carissa C Fitts

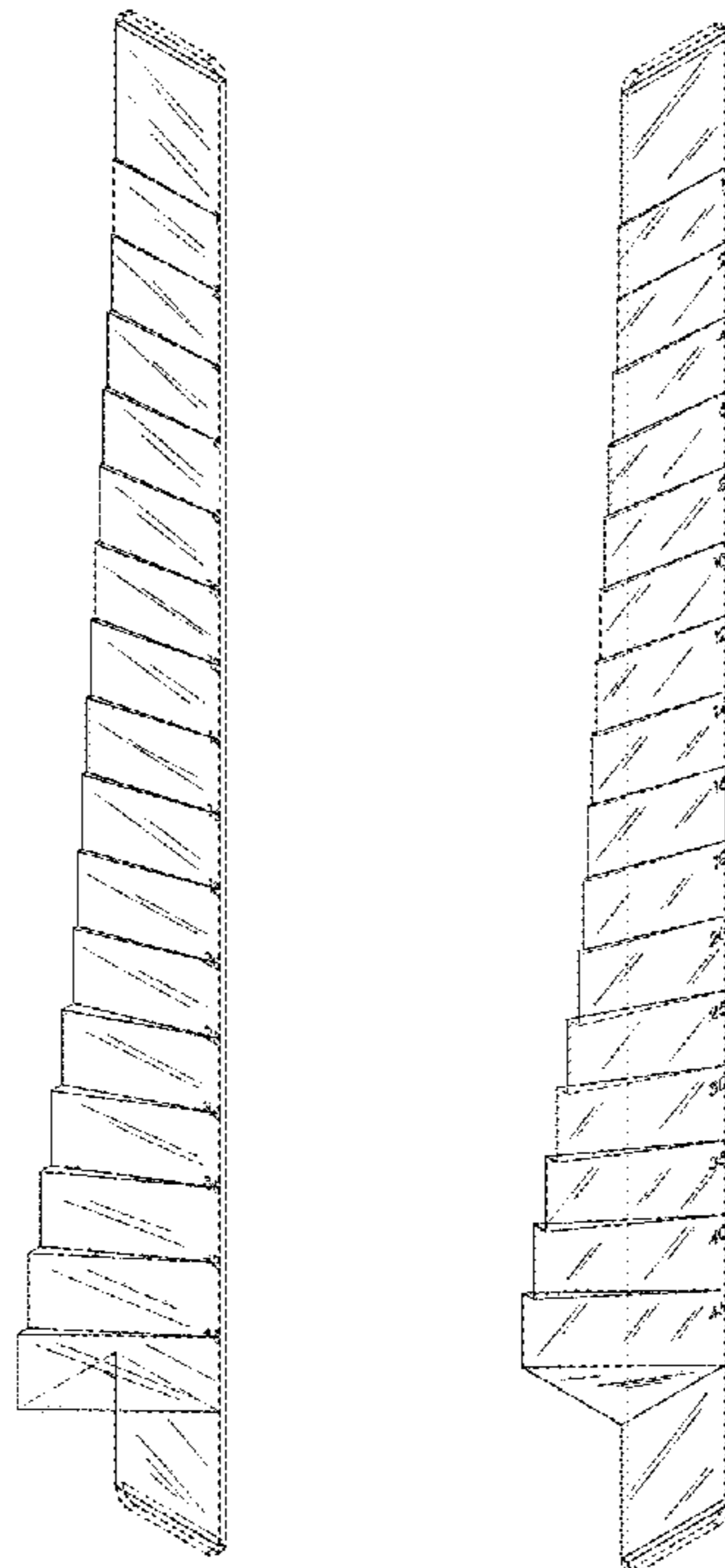
(57) **CLAIM**

The ornamental design for a horizontal prism bar, as shown and described.

**DESCRIPTION**

FIG. 1 is a front, right, top perspective view of a horizontal prism bar showing my new design;  
FIG. 2 is a front, right, bottom perspective view thereof;  
FIG. 3 is a front, left, top perspective view thereof;  
FIG. 4 is a back, left, top perspective view thereof;  
FIG. 5 is a front elevational view thereof;  
FIG. 6 is a rear elevational view thereof;  
FIG. 7 is a left side elevational view thereof;  
FIG. 8 is a right side elevational view thereof;  
FIG. 9 is a bottom plan view thereof; and,  
FIG. 10 is a top plan view thereof.  
The broken lines shown portion of the article which form no part of the claimed design.

**1 Claim, 10 Drawing Sheets**



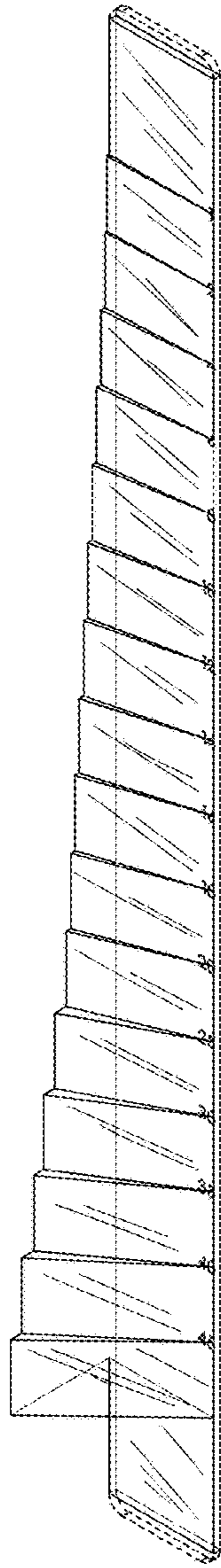


FIG. 1

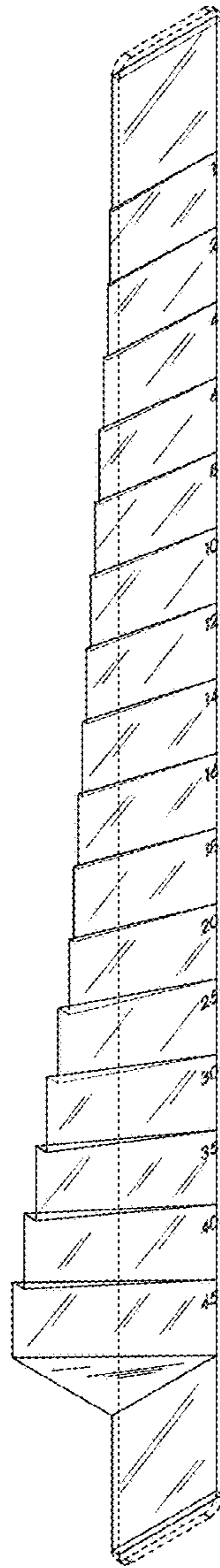


FIG. 2



FIG. 3

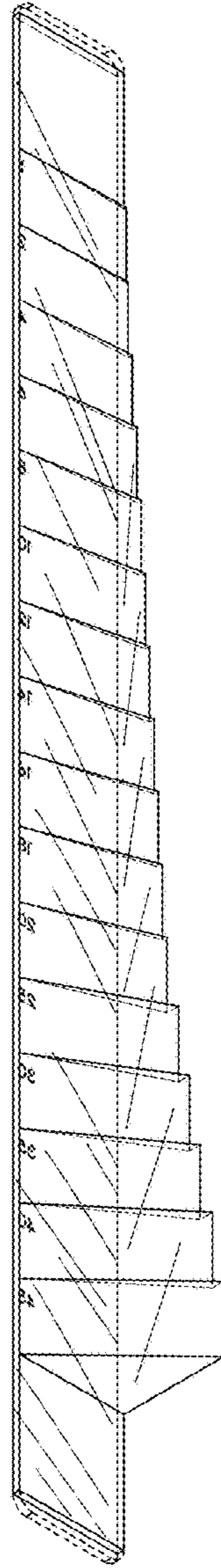


FIG. 4

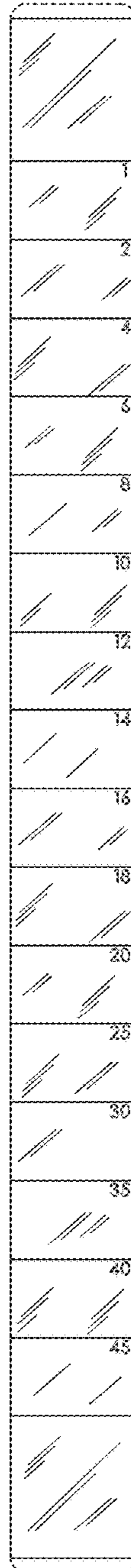


FIG. 5

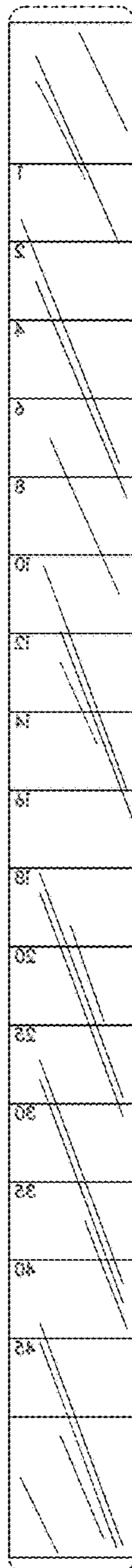


FIG. 6

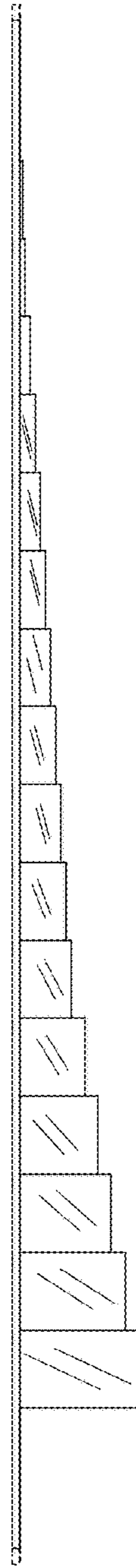


FIG. 7



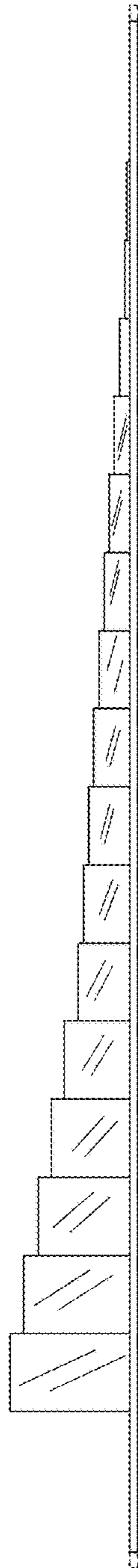


FIG. 8

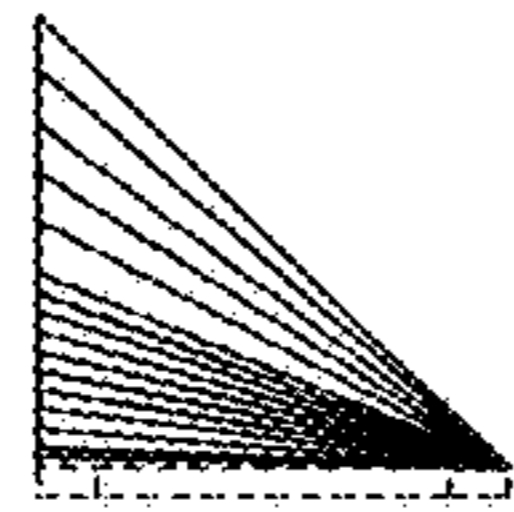


FIG. 9

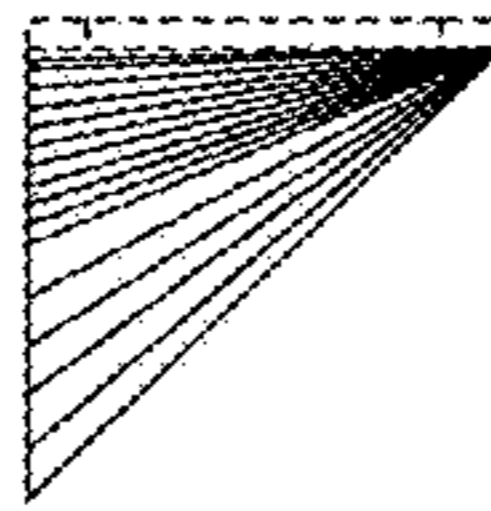


FIG. 10