



US00D833605S

(12) **United States Design Patent** (10) **Patent No.:** **US D833,605 S**
Persson et al. (45) **Date of Patent:** **** Nov. 13, 2018**

(54) **SANITARY ARTICLE**
(71) Applicant: **SCA Hygiene Products AB**, Göteborg (SE)
(72) Inventors: **Cilla Persson**, Nösund (SE); **Anita H. Hedbratt**, Mölnlycke (SE); **My Erwander**, Göteborg (SE)
(73) Assignee: **SCA Hygiene Products AB**, Göteborg (SE)

D592,743 S 5/2009 Moennig
D594,975 S * 6/2009 Desautels D24/124
D597,662 S * 8/2009 Desautels D24/124
D606,653 S 12/2009 Hedbratt et al.
D614,766 S 4/2010 Hernandez
D615,194 S 5/2010 Hedbratt et al.
D664,643 S 7/2012 Ungers et al.
D674,483 S * 1/2013 Hood D24/125
D735,325 S * 7/2015 Hedbratt D24/125
D749,208 S 2/2016 Hedbratt et al.
D749,720 S * 2/2016 Hedbratt D24/125
(Continued)

(**) Term: **15 Years**

OTHER PUBLICATIONS

(21) Appl. No.: **29/589,767**

U.S. Appl. No. 29/589,768, filed Jan. 4, 2017, Surface Pattern Applied to a Sanitary Article.

(22) Filed: **Jan. 4, 2017**

Primary Examiner — Cathron C Brooks

(30) **Foreign Application Priority Data**

Assistant Examiner — Samantha Q. Lawrence

Jul. 5, 2016 (EM) 003293372-0001
Jul. 5, 2016 (EM) 003293372-0002

(74) *Attorney, Agent, or Firm* — Goodwin Procter LLP

(51) **LOC (11) Cl.** **24-04**

(57) **CLAIM**

(52) **U.S. Cl.**
USPC **D24/125**

The ornamental design for a sanitary article, as shown and described.

(58) **Field of Classification Search**

DESCRIPTION

USPC D24/124–126; D2/700, 701; 604/347, 604/348, 354, 358–361, 378, 385.01, 604/385.201, 385.22, 385.24, 385.25; D5/21, 25, 29, 35, 37, 39, 53, 59, 60, 61
CPC A61F 13/15; A61F 13/64; A61F 13/476; A61F 13/5611; A61F 13/5633; A61F 13/4704; A61F 13/535; A61F 13/539; A61F 13/47; A61F 13/531

FIG. 1 is a front, bottom, and left side perspective view of a sanitary article;
FIG. 2 is a front view of the sanitary article of FIG. 1;
FIG. 3 is a back view of the sanitary article of FIG. 1;
FIG. 4 is a right side view of the sanitary article of FIG. 1;
FIG. 5 is a left side view of the sanitary article of FIG. 1;
FIG. 6 is a top view of the sanitary article of FIG. 1;
FIG. 7 is a bottom view of the sanitary article of FIG. 1; and
FIG. 8 is a back, top, and right side perspective view of the sanitary article of FIG. 1.

See application file for complete search history.

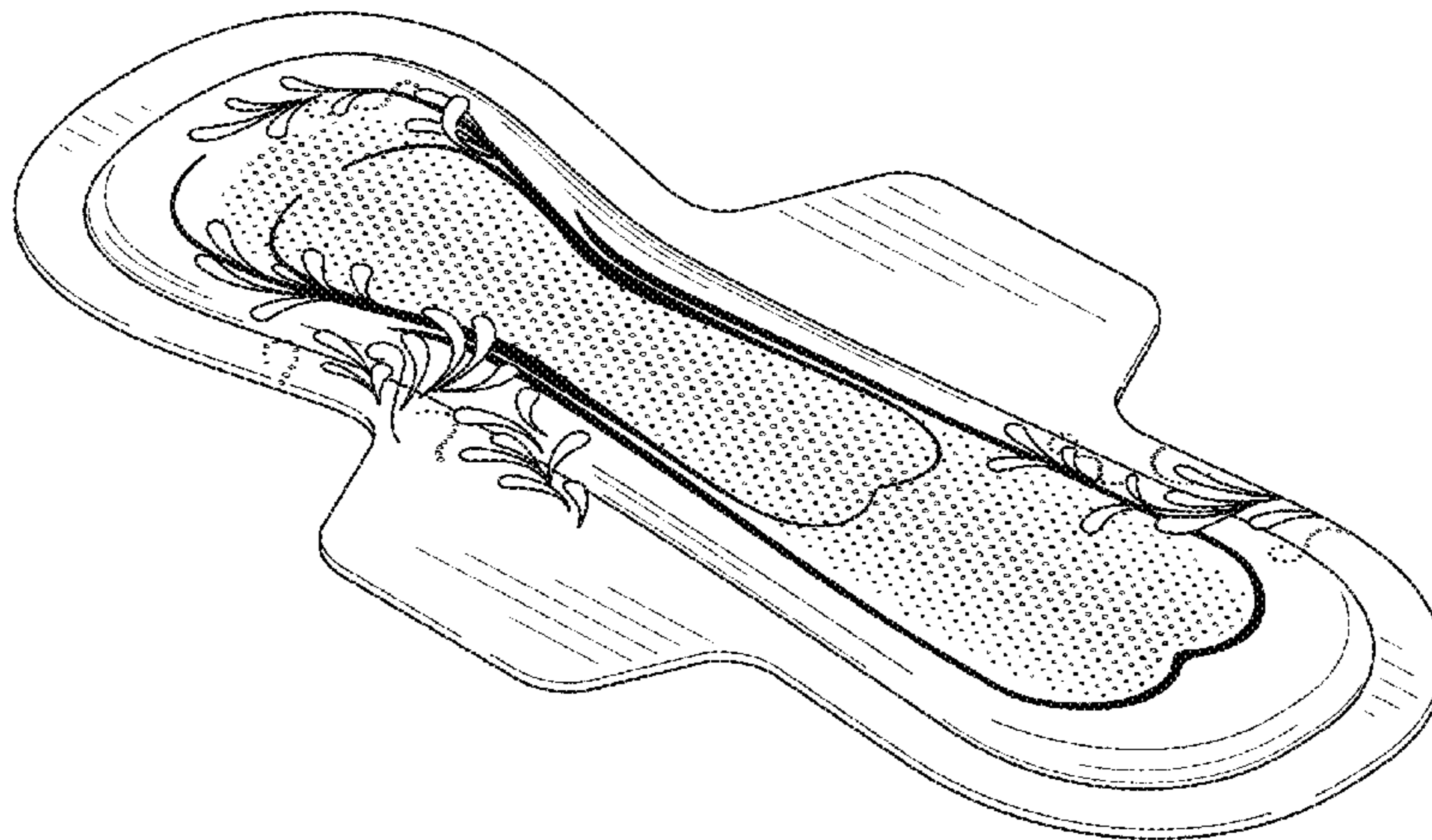
The broken lines shown in the drawings of a sanitary article are for illustrative purposes only and form no part of the claimed design.

(56) **References Cited**

U.S. PATENT DOCUMENTS

D533,271 S 12/2006 Harsjo
D542,412 S * 5/2007 Gubernick D24/125
D546,443 S * 7/2007 Persson D24/124

1 Claim, 4 Drawing Sheets



(56)

References Cited

U.S. PATENT DOCUMENTS

D754,335 S	4/2016	Bova et al.	
D766,428 S *	9/2016	Gressle	D24/125
D782,661 S *	3/2017	Latshaw	D24/125
D782,662 S *	3/2017	Latshaw	D24/125
D784,522 S	4/2017	Brechbuehler	
D787,049 S *	5/2017	Lundstrom	D24/125

* cited by examiner

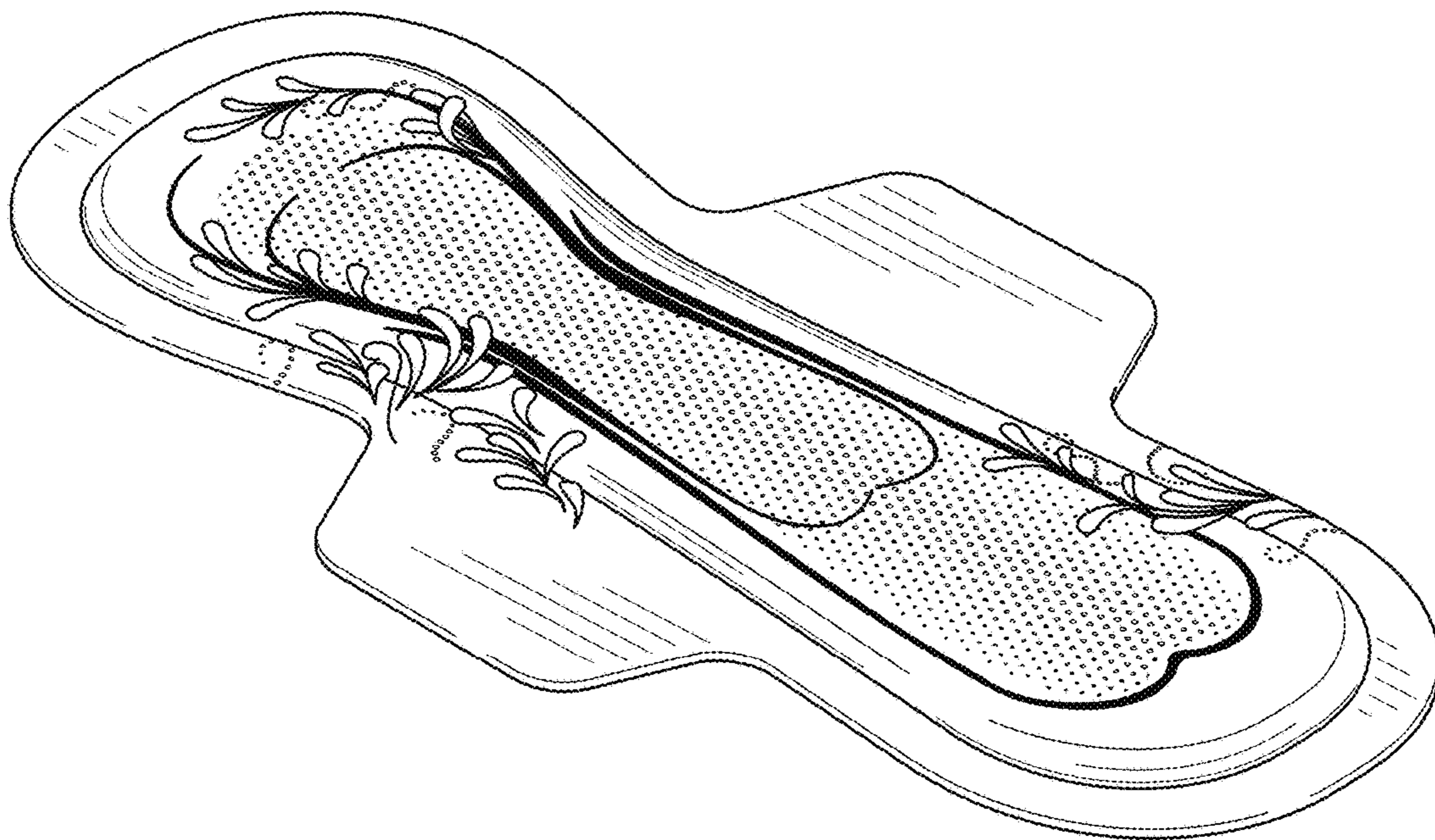


FIG. 1

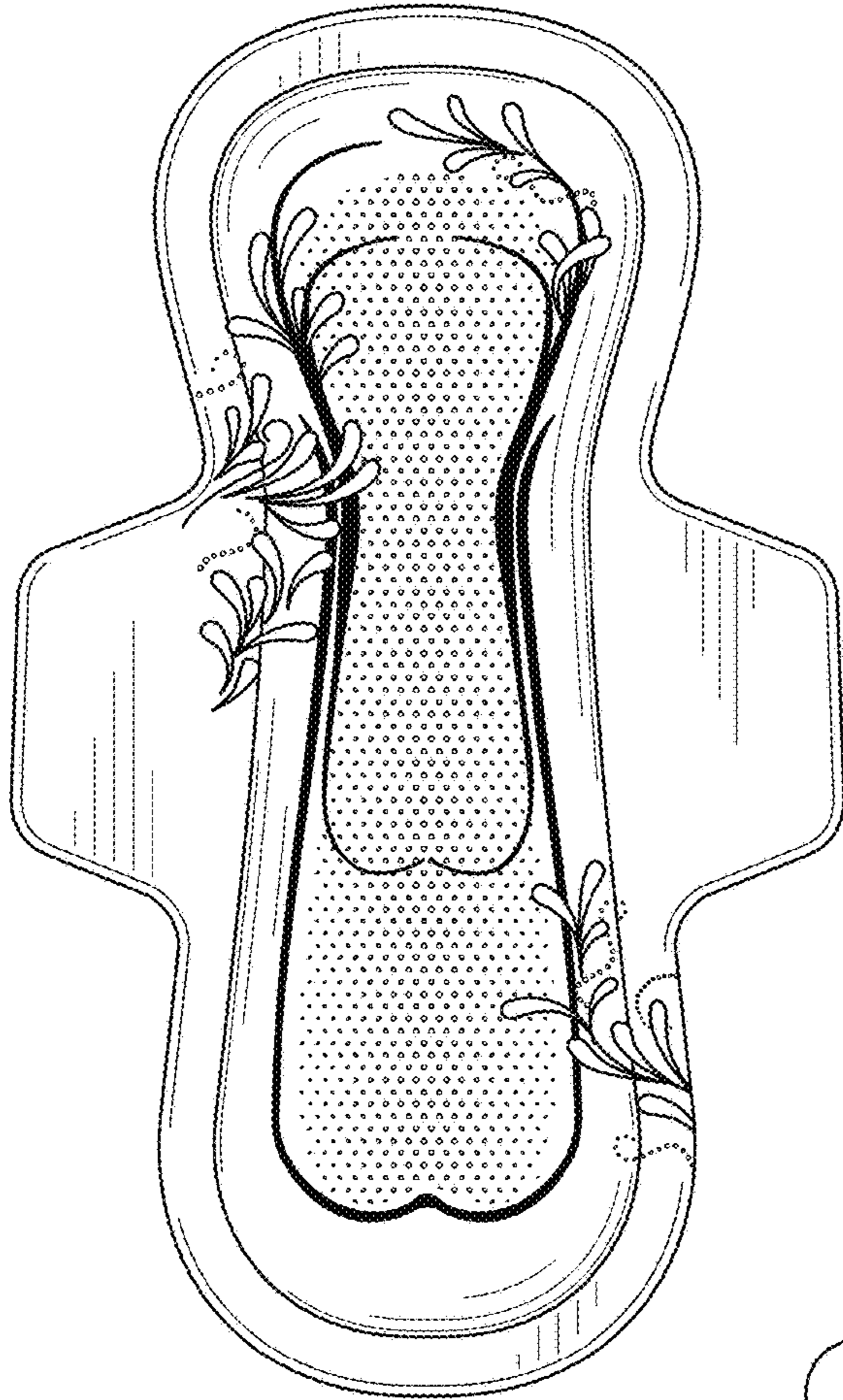


FIG. 2

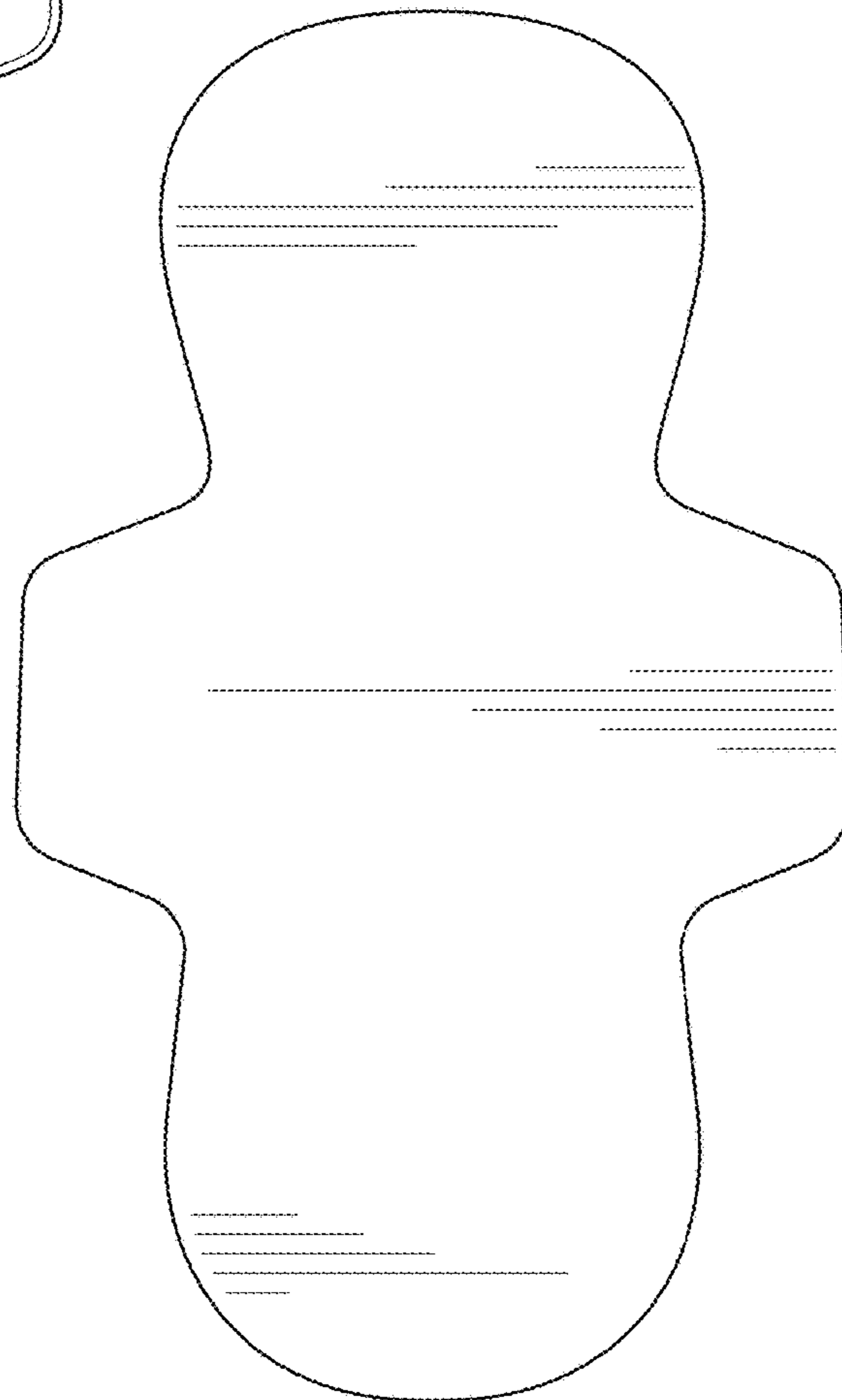


FIG. 3

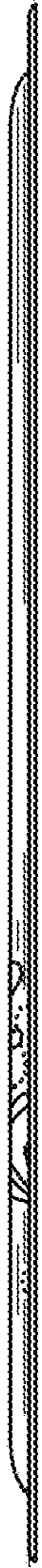


FIG. 4




FIG. 5




FIG. 6




FIG. 7

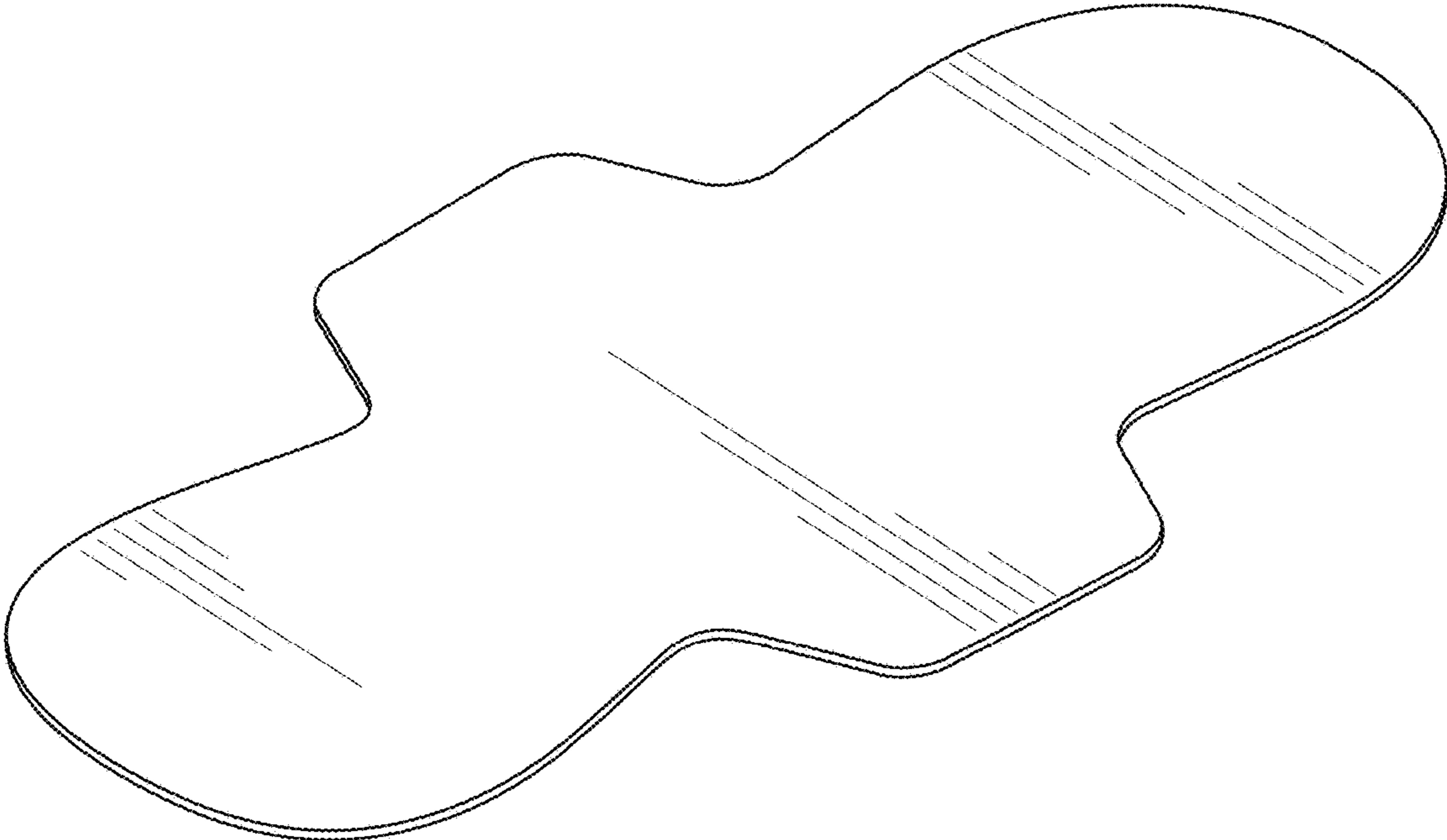


FIG. 8