



US00D833585S

(12) **United States Design Patent**
Khubani

(10) **Patent No.:** **US D833,585 S**

(45) **Date of Patent:** **** Nov. 13, 2018**

(54) **HOSE AND CONNECTORS**

(71) Applicant: **Telebrands Corp.**, Fairfield, NJ (US)

(72) Inventor: **Ajit Khubani**, Saddle River, NJ (US)

(73) Assignee: **Telebrands Corp.**, Fairfield, NJ (US)

(**) Term: **15 Years**

(21) Appl. No.: **29/602,787**

(22) Filed: **May 3, 2017**

(51) **LOC (11) Cl.** **23-01**

(52) **U.S. Cl.**
USPC **D23/262**

(58) **Field of Classification Search**
USPC D23/259, 260, 262-267, 213, 223, 226,
D23/232-237; D24/129; D8/382, 396;
251/149.6-149.9, 149.1, 149; 285/245,
285/246, 249, 322, 248, 251, 253;
137/614, 614.02-614.06; D29/129;
D32/25, 32

CPC F16L 37/0841; F16L 37/35; F16L 37/34;
F16L 37/142; F16L 37/413; F16L 37/30;
F16L 37/44; F16L 37/36; F16L 45/00;
F16L 5/00; F16L 55/105; F16L 55/1007
See application file for complete search history.

(56) **References Cited**

U.S. PATENT DOCUMENTS

D46,946 S * 2/1915 Glauber 285/193
D323,207 S * 1/1992 Cole D23/266

D520,106 S * 5/2006 Jones D23/213
D586,435 S * 2/2009 Reckseen D23/266
D616,969 S * 6/2010 Zore D23/262
8,291,941 B1 * 10/2012 Berardi F16L 11/20
138/109
D686,306 S * 7/2013 Grether D23/264
8,479,776 B2 * 7/2013 Berardi F16L 11/00
138/109
D707,334 S * 6/2014 Hernandez D23/266
D718,846 S * 12/2014 Koskie D23/262
D719,646 S * 12/2014 Melo D23/266
D748,763 S * 2/2016 Berardi D23/262
9,709,194 B1 * 7/2017 Pan F16L 11/20

* cited by examiner

Primary Examiner — Eric L Goodman

Assistant Examiner — Amy C Wierenga

(74) *Attorney, Agent, or Firm* — Pryor Cashman LLP

(57) **CLAIM**

The ornamental design for a hose and connectors, as shown and described.

DESCRIPTION

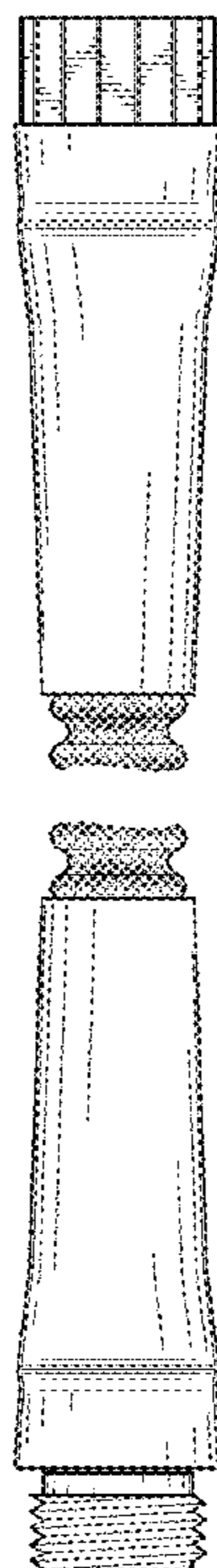
FIG. 1 is a side view of a hose and connectors;

FIG. 2 is a top view thereof; and,

FIG. 3 is a bottom view thereof.

The hose is shown with a symbolic break in its length. The appearance of any portion of the hose between the break lines forms no part of the claimed design. The broken lines shown in the drawings illustrate portions of the hose and connectors that form no part of the claim.

1 Claim, 3 Drawing Sheets



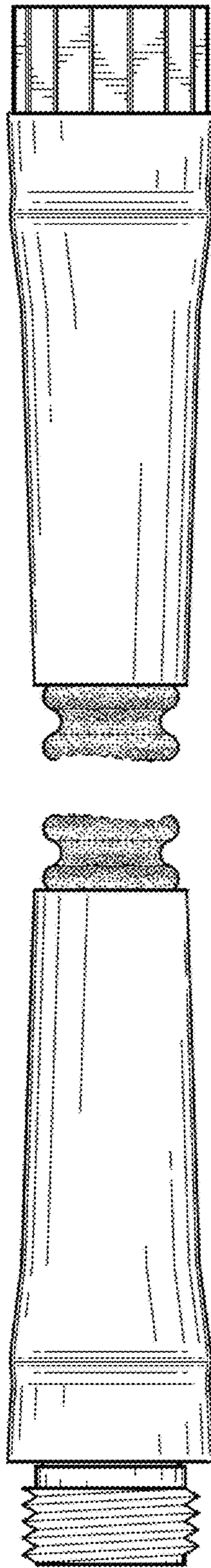


FIG. 1

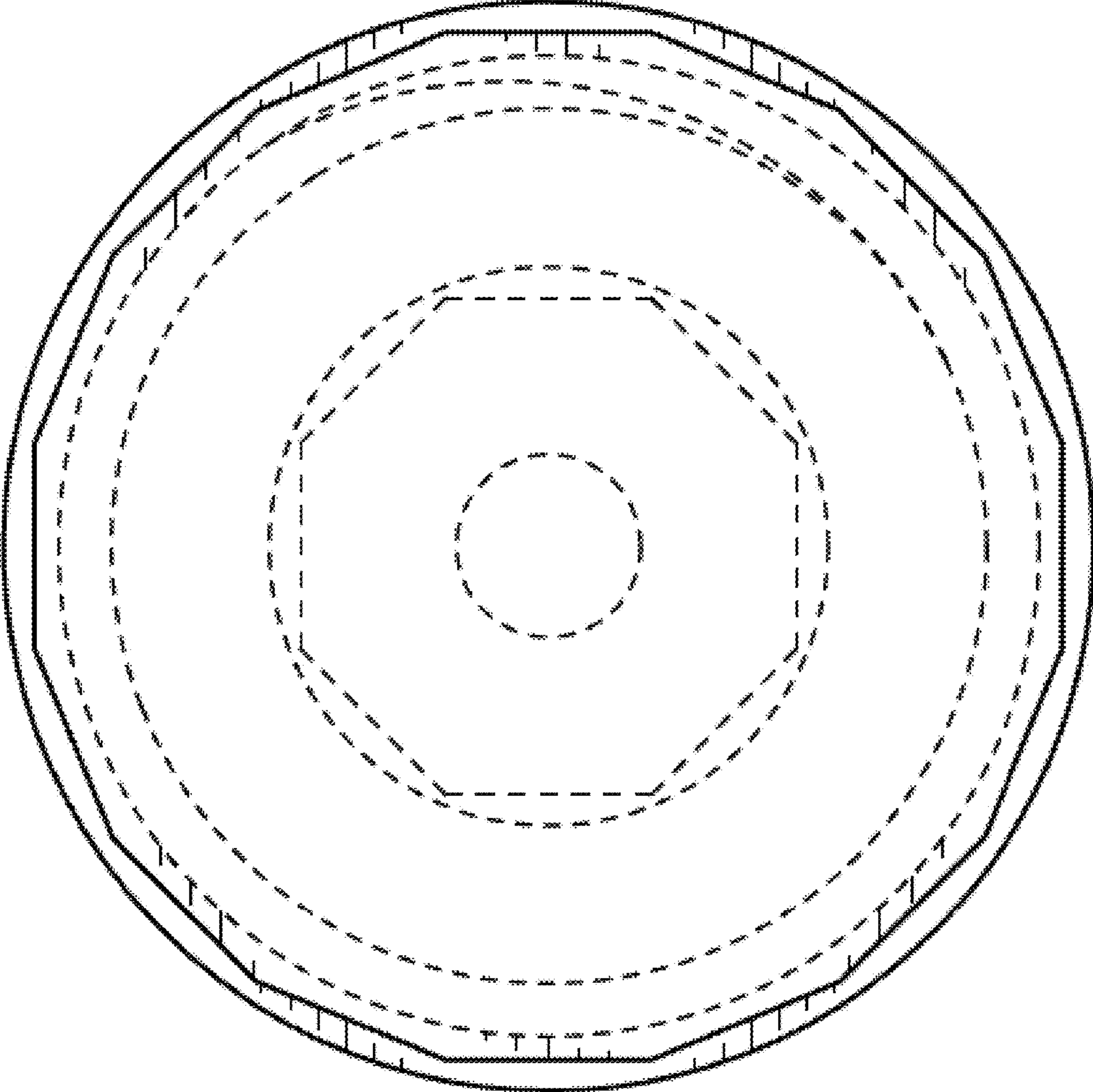


FIG. 2

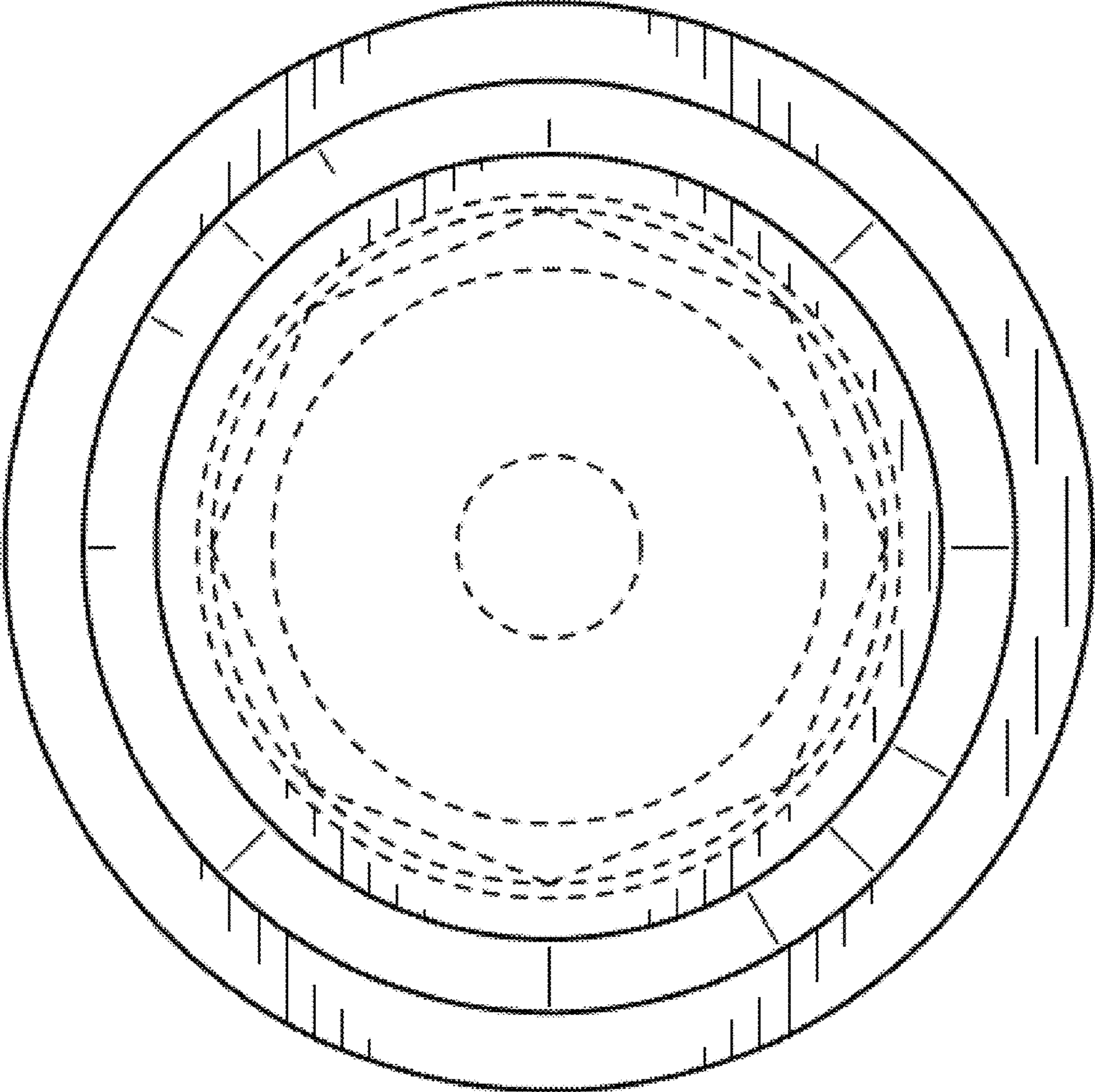


FIG. 3