



US00D833567S

(12) **United States Design Patent**  
**Mascari**

(10) **Patent No.:** **US D833,567 S**

(45) **Date of Patent:** **\*\* Nov. 13, 2018**

- (54) **WILDLIFE EXCLUSION UNIT**
- (71) Applicant: **Jerome Mascari**, Nutley, NJ (US)
- (72) Inventor: **Jerome Mascari**, Nutley, NJ (US)
- (\*\*) Term: **15 Years**
- (21) Appl. No.: **29/610,929**
- (22) Filed: **Jul. 17, 2017**

**Related U.S. Application Data**

- (63) Continuation-in-part of application No. 29/610,928, filed on Jul. 17, 2017.
- (51) **LOC (11) Cl.** ..... **22-06**
- (52) **U.S. Cl.**  
USPC ..... **D22/120**
- (58) **Field of Classification Search**  
USPC ..... D22/119-124, 199; 52/101, 715, 741.1;  
119/713, 903; 174/139, 140 R, 5 R, 40 R,  
174/40 CC, 135  
CPC ..... A01G 13/10; A01M 29/00; A01M 29/24;  
A01M 29/30; B60M 1/04  
See application file for complete search history.

(56) **References Cited**

**U.S. PATENT DOCUMENTS**

- 4,110,943 A \* 9/1978 Carlson ..... A01G 13/10  
256/12
- 5,648,641 A \* 7/1997 Guthrie ..... H01B 17/00  
174/139
- 5,864,096 A \* 1/1999 Williams ..... H01B 17/00  
174/139

- D451,204 S \* 11/2001 Schlichting ..... D25/38.1
- 6,571,517 B2 \* 6/2003 Wulff ..... A01G 13/10  
119/514
- 6,823,631 B2 \* 11/2004 Homer ..... A01M 29/24  
174/135
- 7,541,546 B2 \* 6/2009 Vojtila ..... B60M 1/04  
174/138 E
- D595,804 S \* 7/2009 Tollefson ..... D22/120
- 7,622,668 B1 \* 11/2009 Tollefson ..... H01B 17/00  
174/135
- D672,425 S \* 12/2012 Mayers ..... D22/120
- 8,434,274 B2 \* 5/2013 Anderson, Jr. .... H01Q 1/1242  
119/903
- 8,915,026 B2 \* 12/2014 Myers ..... A01M 29/30  
119/712
- D784,486 S \* 4/2017 Calzada ..... D22/119

\* cited by examiner

*Primary Examiner* — Catherine R Oliver-Garcia

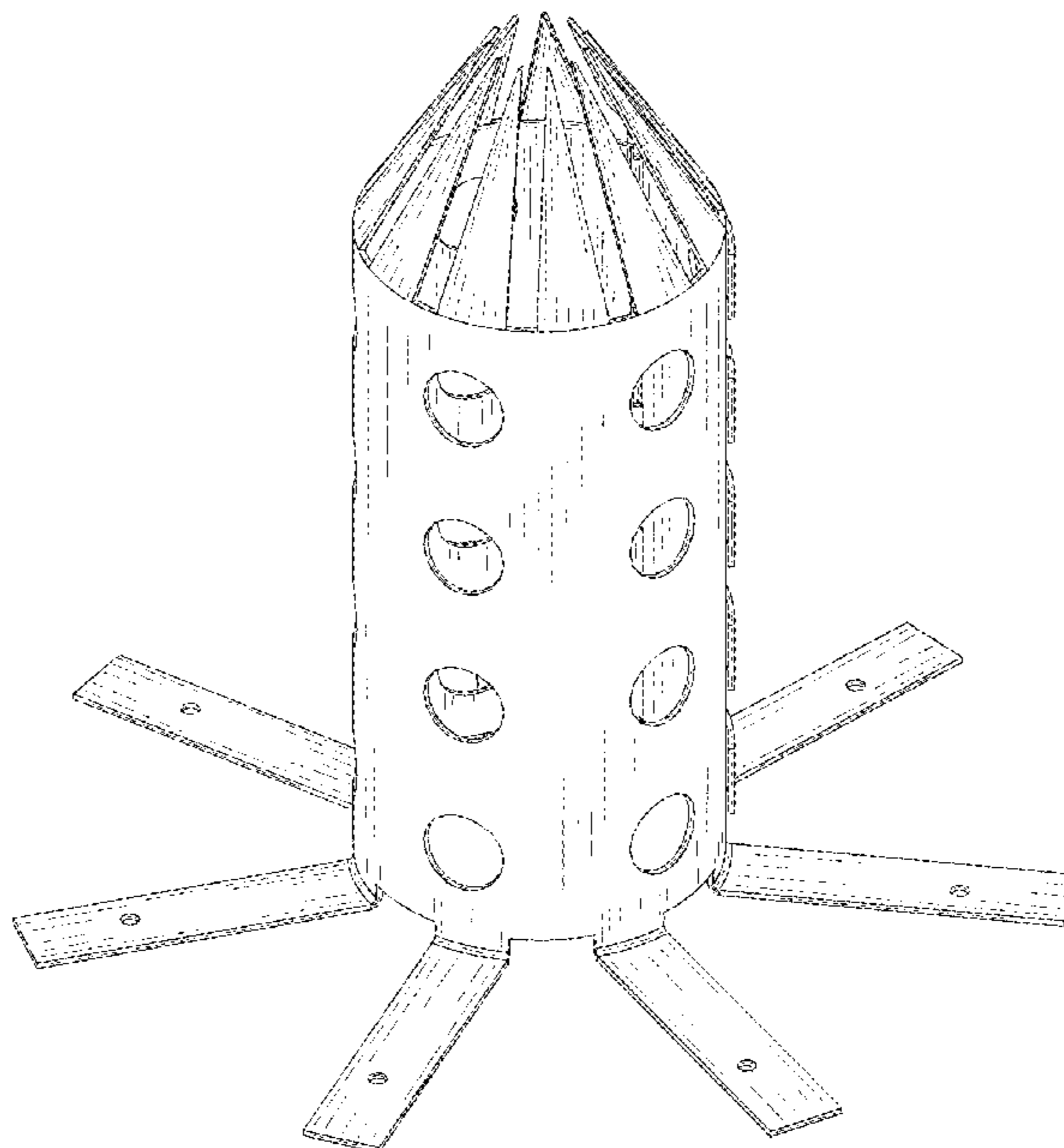
(57) **CLAIM**

The ornamental design for a wildlife exclusion unit, as shown and described.

**DESCRIPTION**

FIG. 1 is a front perspective view of a wildlife exclusion unit;  
 FIG. 2 is a rear perspective view thereof;  
 FIG. 3 is a front elevational view thereof;  
 FIG. 4 is a right side elevational view thereof;  
 FIG. 5 is a rear elevational view thereof;  
 FIG. 6 is a left side elevational view thereof;  
 FIG. 7 is a top plan view thereof; and,  
 FIG. 8 is a bottom plan view thereof.

**1 Claim, 8 Drawing Sheets**



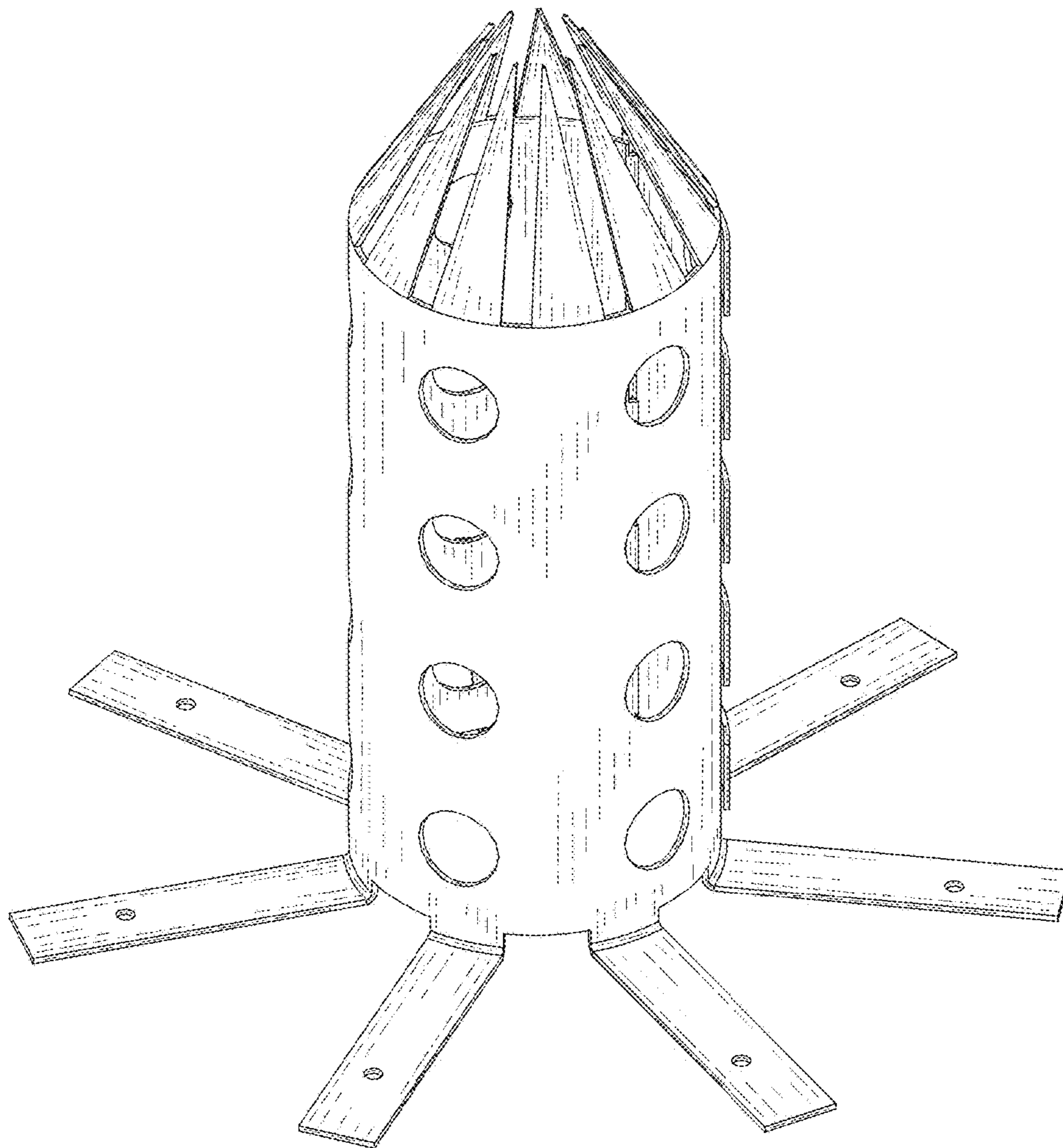


FIG. 1

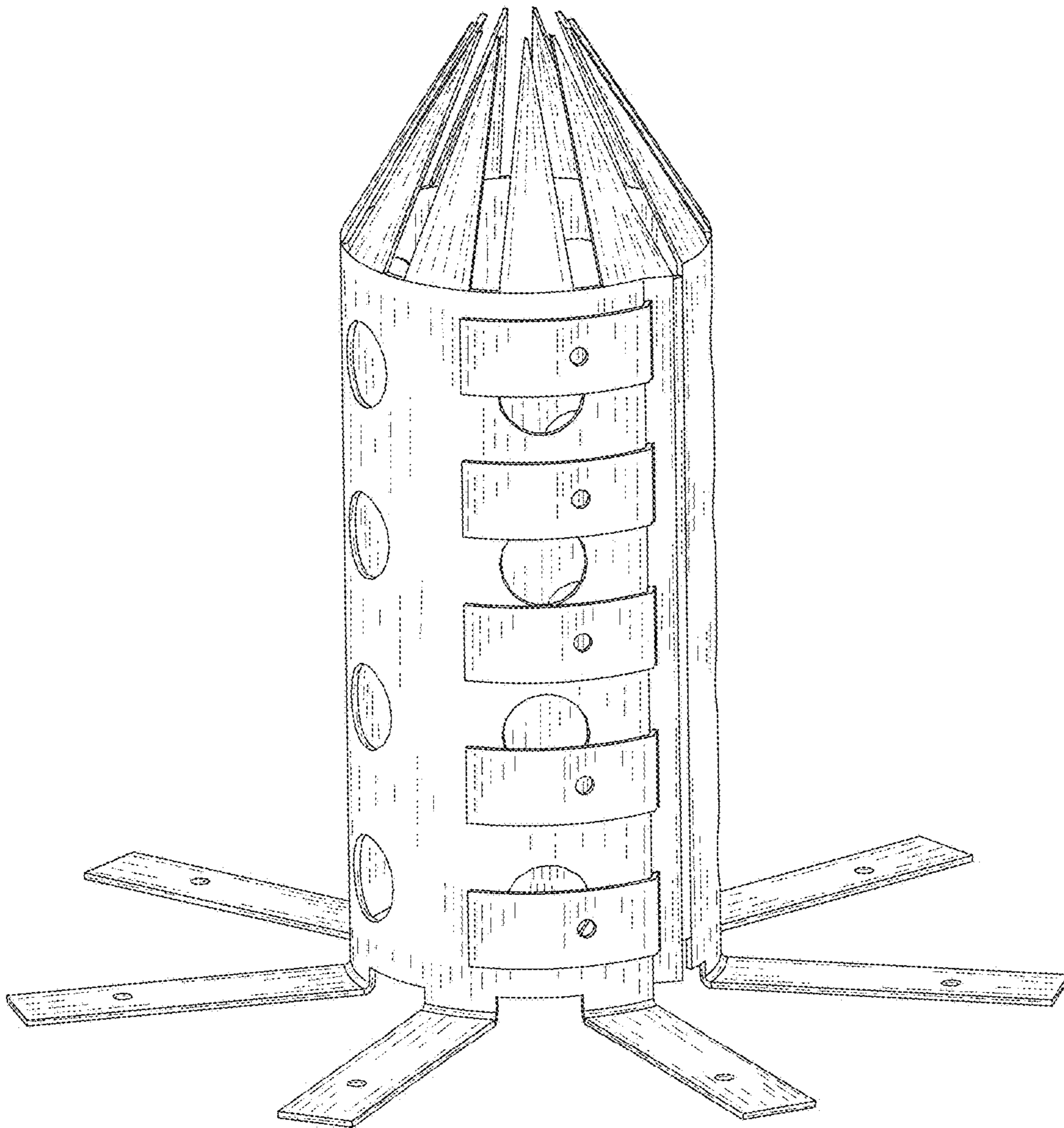


FIG. 2

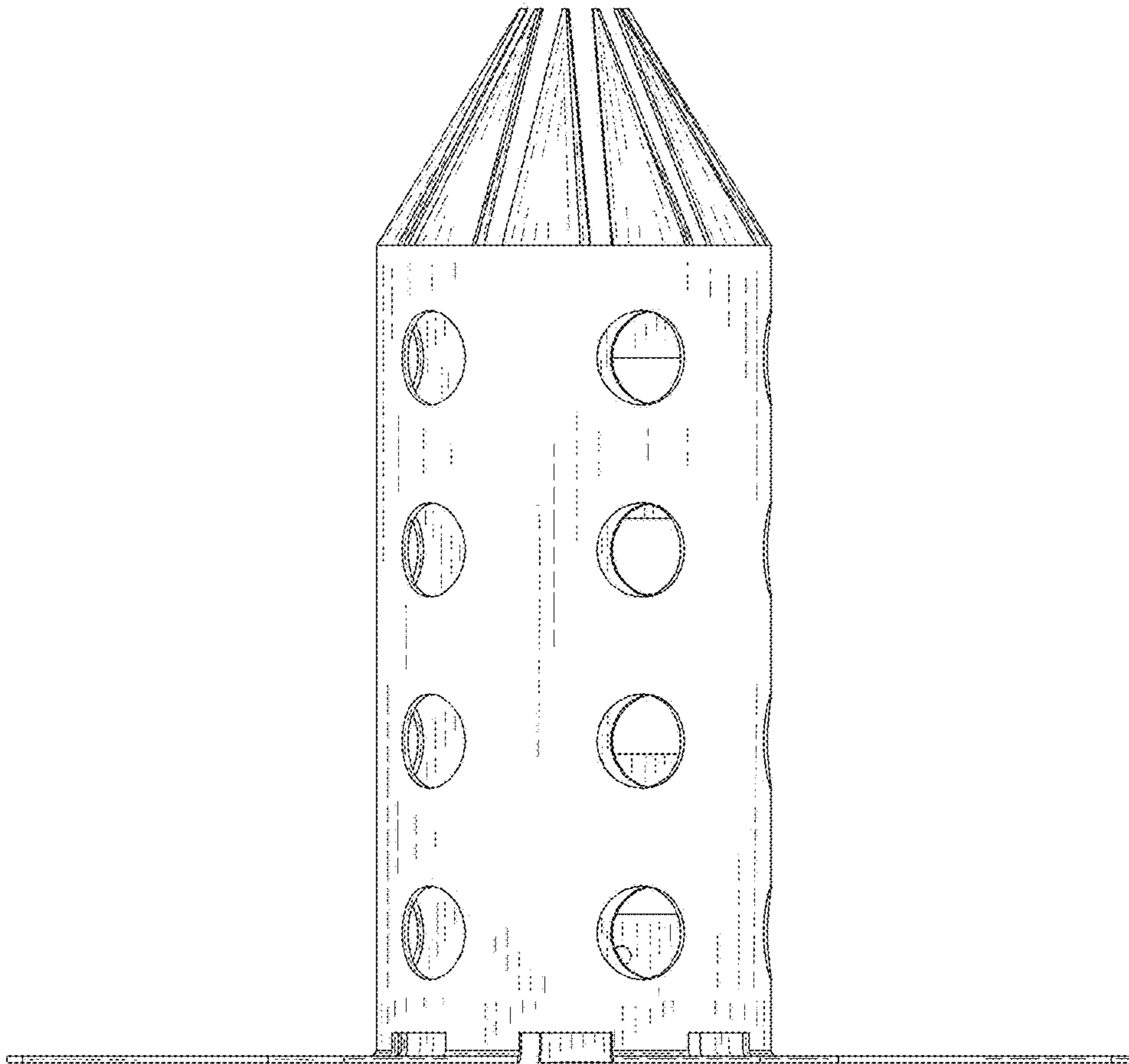


FIG. 3

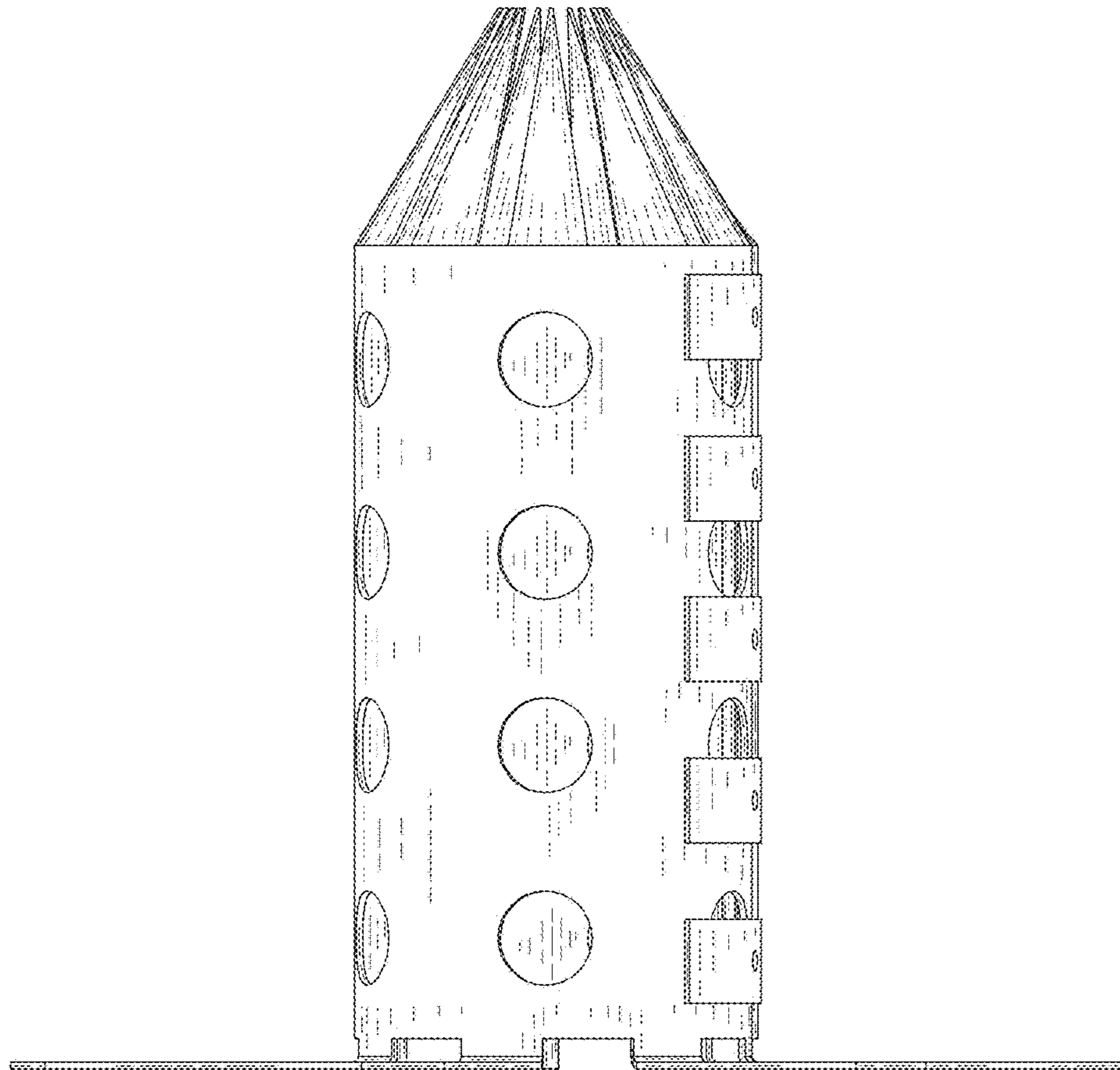


FIG. 4

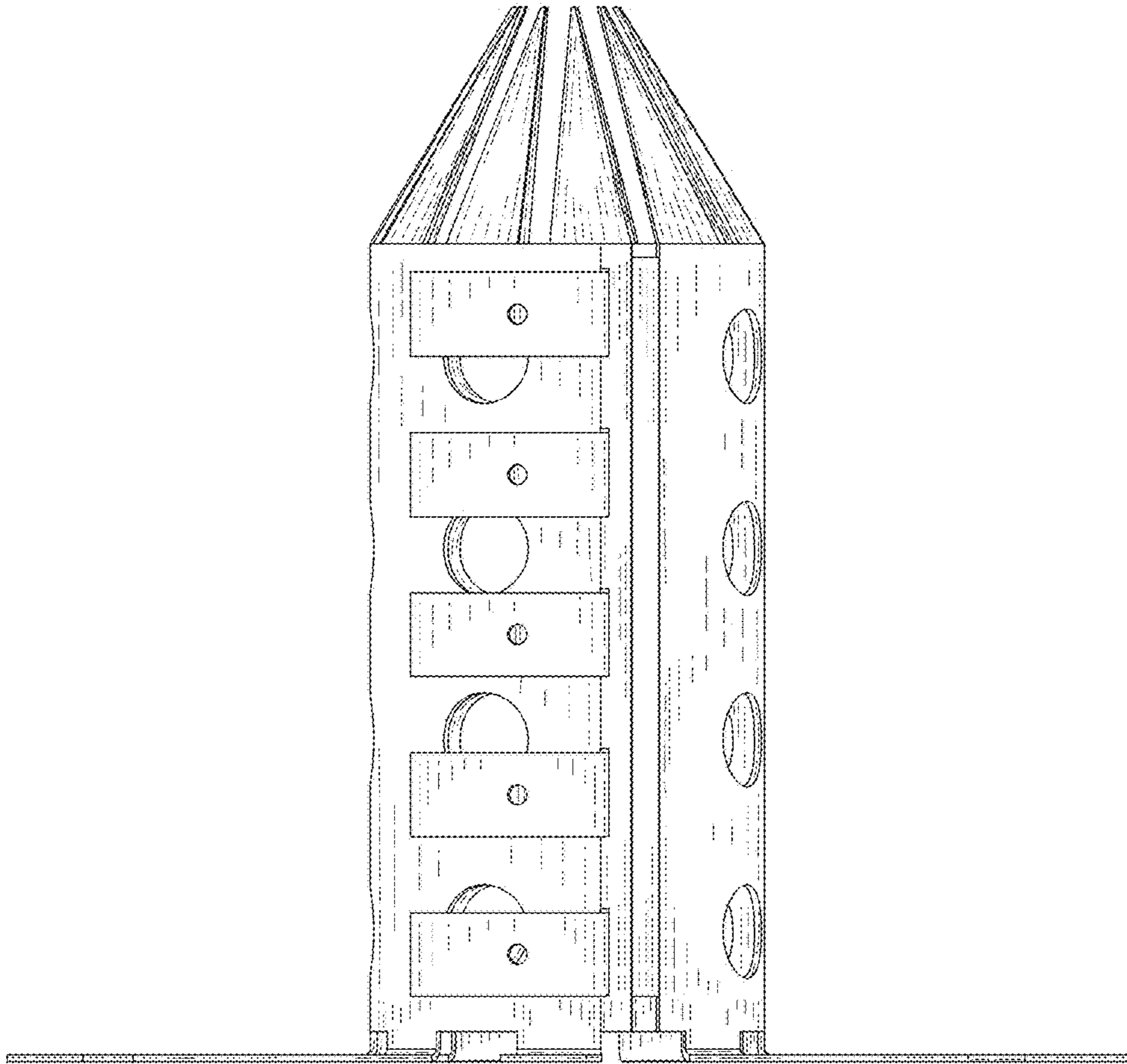


FIG. 5

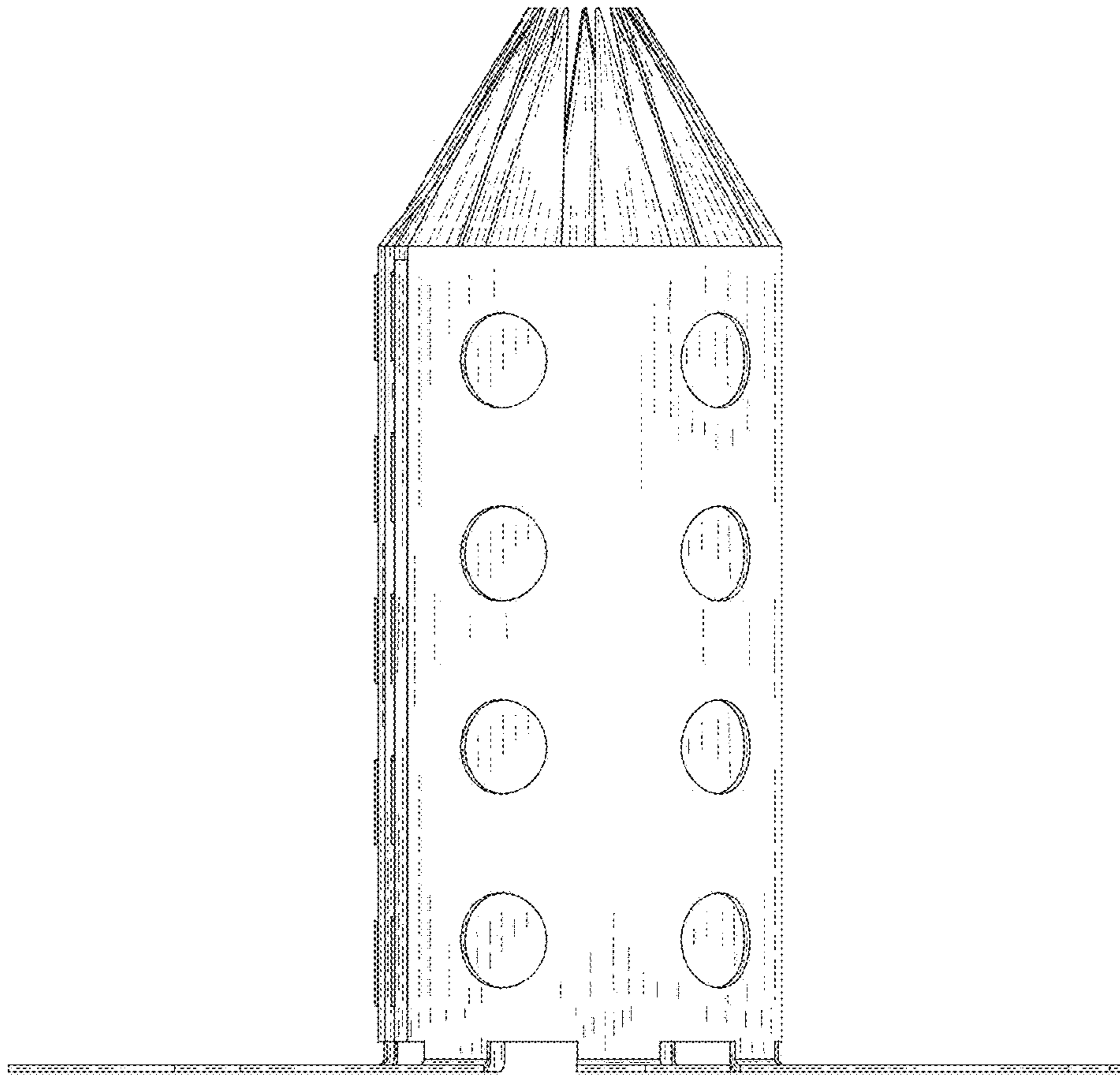


FIG. 6




FIG. 7






FIG. 8