



US00D833554S

(12) **United States Design Patent** (10) **Patent No.:** **US D833,554 S**  
**Dolezel** (45) **Date of Patent:** **\*\* Nov. 13, 2018**

- (54) **GOLF CLUB HEAD**
- (71) Applicant: **DUNLOP SPORTS CO. LTD.**,  
Kobe-shi, Hyogo (JP)
- (72) Inventor: **Keith F. Dolezel**, Covina, CA (US)
- (73) Assignee: **DUNLOP SPORTS CO. LTD.**, Kobe  
(JP)
- (\*\*) Term: **15 Years**
- (21) Appl. No.: **29/606,991**
- (22) Filed: **Jun. 9, 2017**
- (51) **LOC (11) Cl.** ..... **21-02**
- (52) **U.S. Cl.**  
USPC ..... **D21/759**
- (58) **Field of Classification Search**  
USPC ..... D21/747-751, 759  
CPC ..... A63B 53/00; A63B 53/02; A63B 53/04;  
A63B 53/047; A63B 53/0475; A63B  
2053/0479; A63B 2053/0483; A63B  
2053/0445; A63B 60/00; A63B 60/46  
See application file for complete search history.

(56) **References Cited**

**U.S. PATENT DOCUMENTS**

D141,769 S *	7/1945	Newsome	.....	D21/748
D318,512 S *	7/1991	Piotrowski	.....	D21/748
D549,791 S *	8/2007	Morris	.....	D21/748
D577,087 S *	9/2008	Roach	.....	D21/749
D579,996 S *	11/2008	Gilbert	.....	D21/747
D580,503 S *	11/2008	Roach	.....	D21/747
D581,000 S *	11/2008	Nicolette	.....	D21/749
D591,808 S *	5/2009	Clausen	.....	D21/747
D597,616 S *	8/2009	Ines	.....	D21/747
D598,060 S *	8/2009	Barez	.....	D21/747

D601,215 S *	9/2009	Diaz	.....	D21/747
D618,743 S *	6/2010	Roach	.....	D21/747
D647,155 S *	10/2011	Ehlers	.....	D21/759
D675,690 S *	2/2013	Breier	.....	D21/747
D680,603 S *	4/2013	Nicolette	.....	D21/749
D688,763 S *	8/2013	Brunski	.....	D21/759
D716,883 S *	11/2014	Stokke	.....	D21/747
D757,871 S *	5/2016	Dipert	.....	D21/747
9,802,089 B2 *	10/2017	Honea	.....	A63B 53/047
D803,960 S *	11/2017	Hebreo	.....	D21/749

\* cited by examiner

*Primary Examiner* — Mitchell I. Siegel  
(74) *Attorney, Agent, or Firm* — Oliff PLC

(57) **CLAIM**

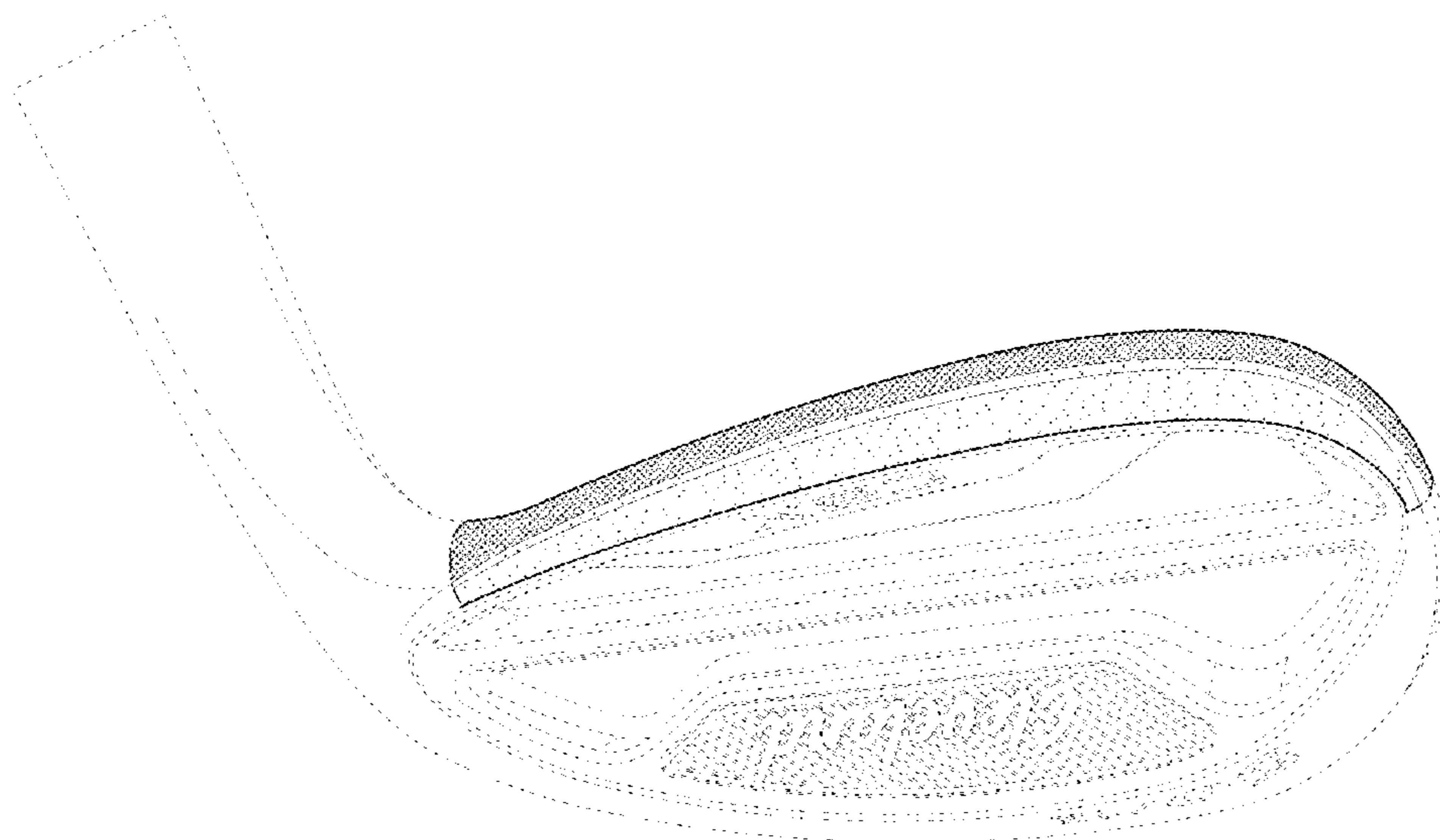
The ornamental design for a golf club head, as shown and described.

**DESCRIPTION**

FIG. 1 is a rear, heel-side, bottom perspective view of the golf club head;  
 FIG. 2 is a rear elevational view thereof;  
 FIG. 3 is a top plan view thereof;  
 FIG. 4 is a toe-side elevational view thereof;  
 FIG. 5 is a heel-side elevational view thereof;  
 FIG. 6 is a front elevational view thereof;  
 FIG. 7 is a bottom plan view thereof; and,  
 FIG. 8 is a rear, toe-side perspective view thereof.

The dot-dash chain lines depict boundaries of the claimed subject matter, and thus form no part of the claimed design. The broken lines depict parts of the golf club head that form no part of the claimed design. The two areas shown in stipple shading of different densities depict two areas that respectively contrast in appearance. The stippling does not represent any particular color, material, texture or finish.

**1 Claim, 7 Drawing Sheets**



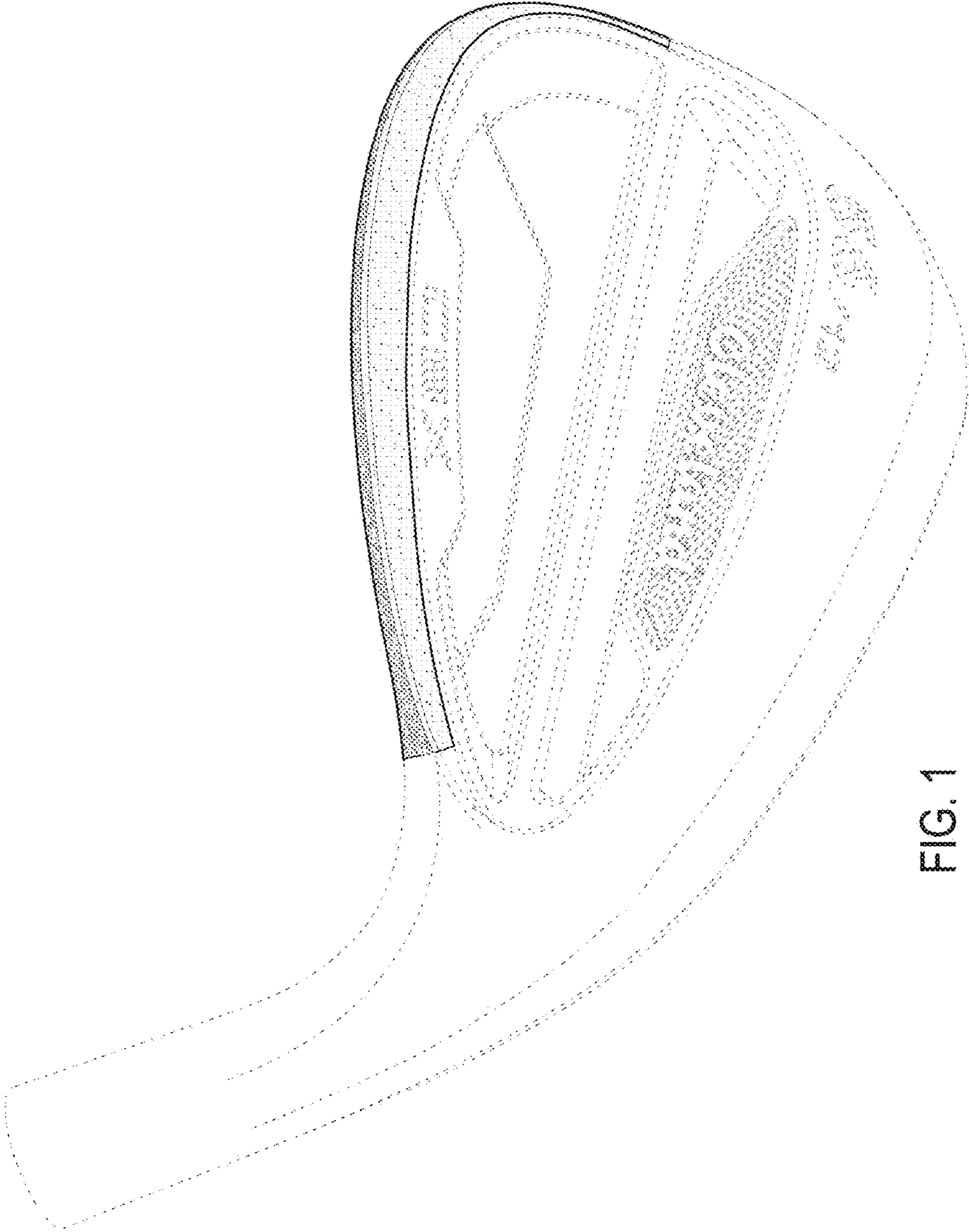


FIG. 1

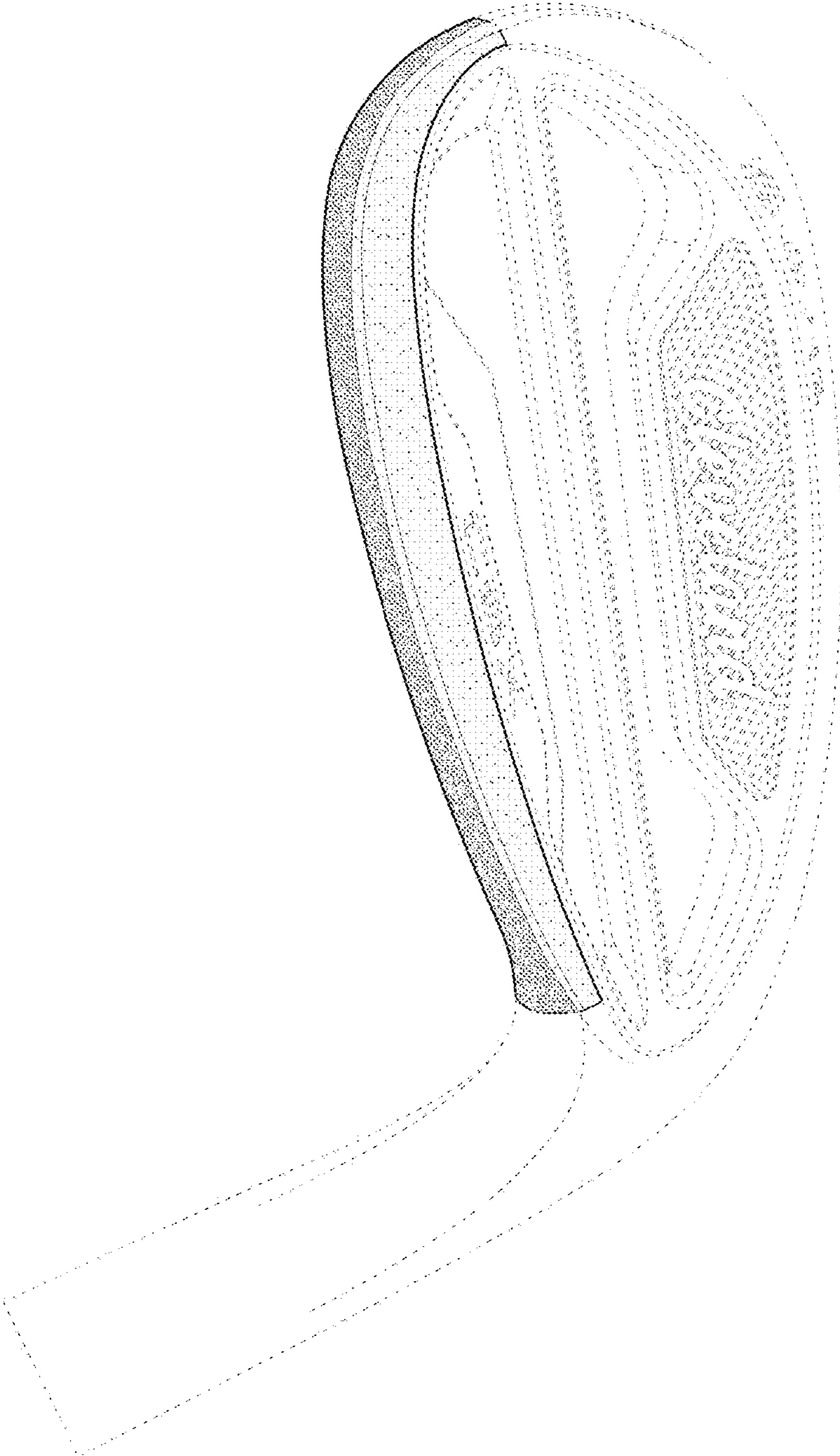


FIG. 2



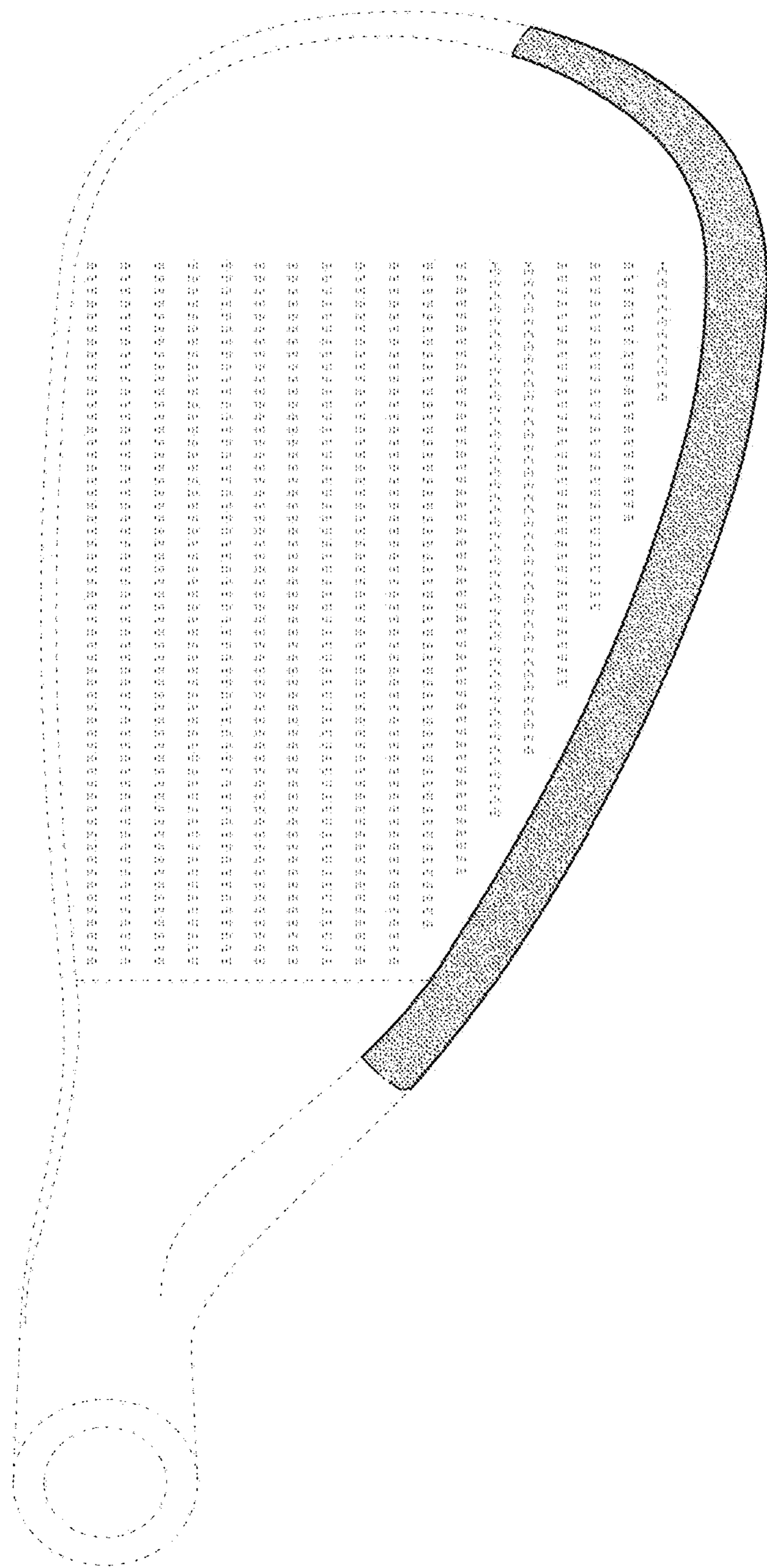


FIG. 3

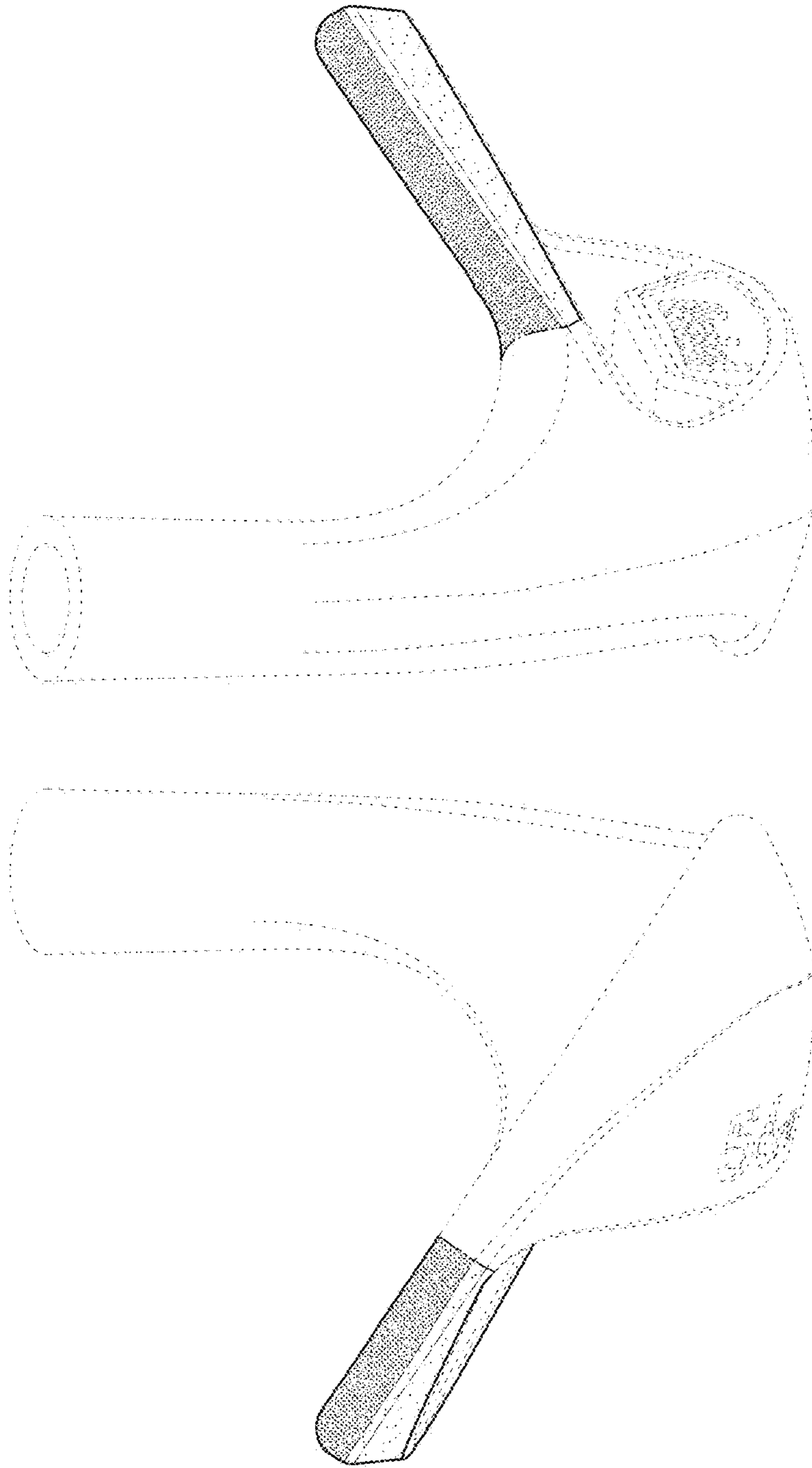


FIG. 5

FIG. 4

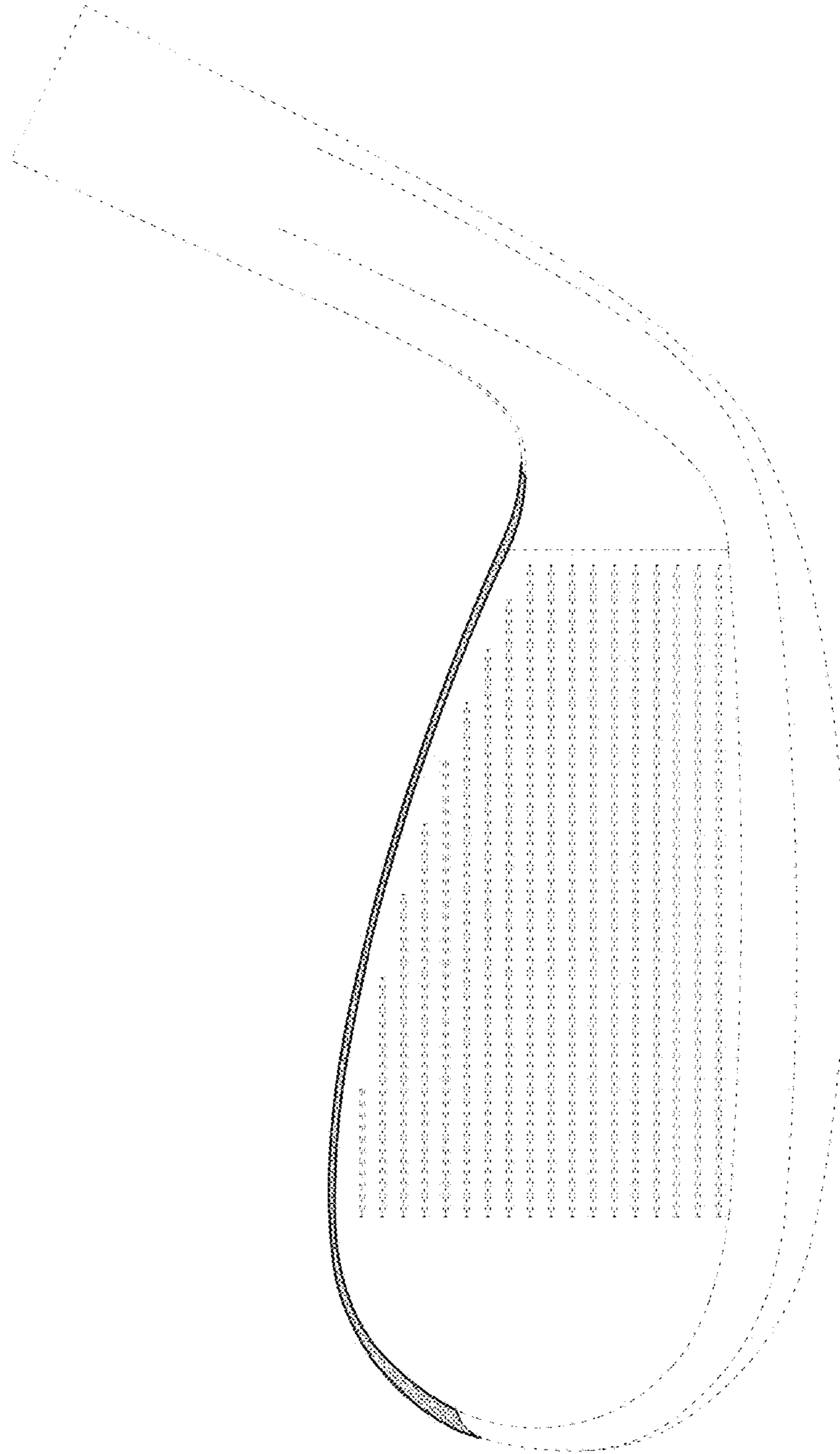


FIG. 6

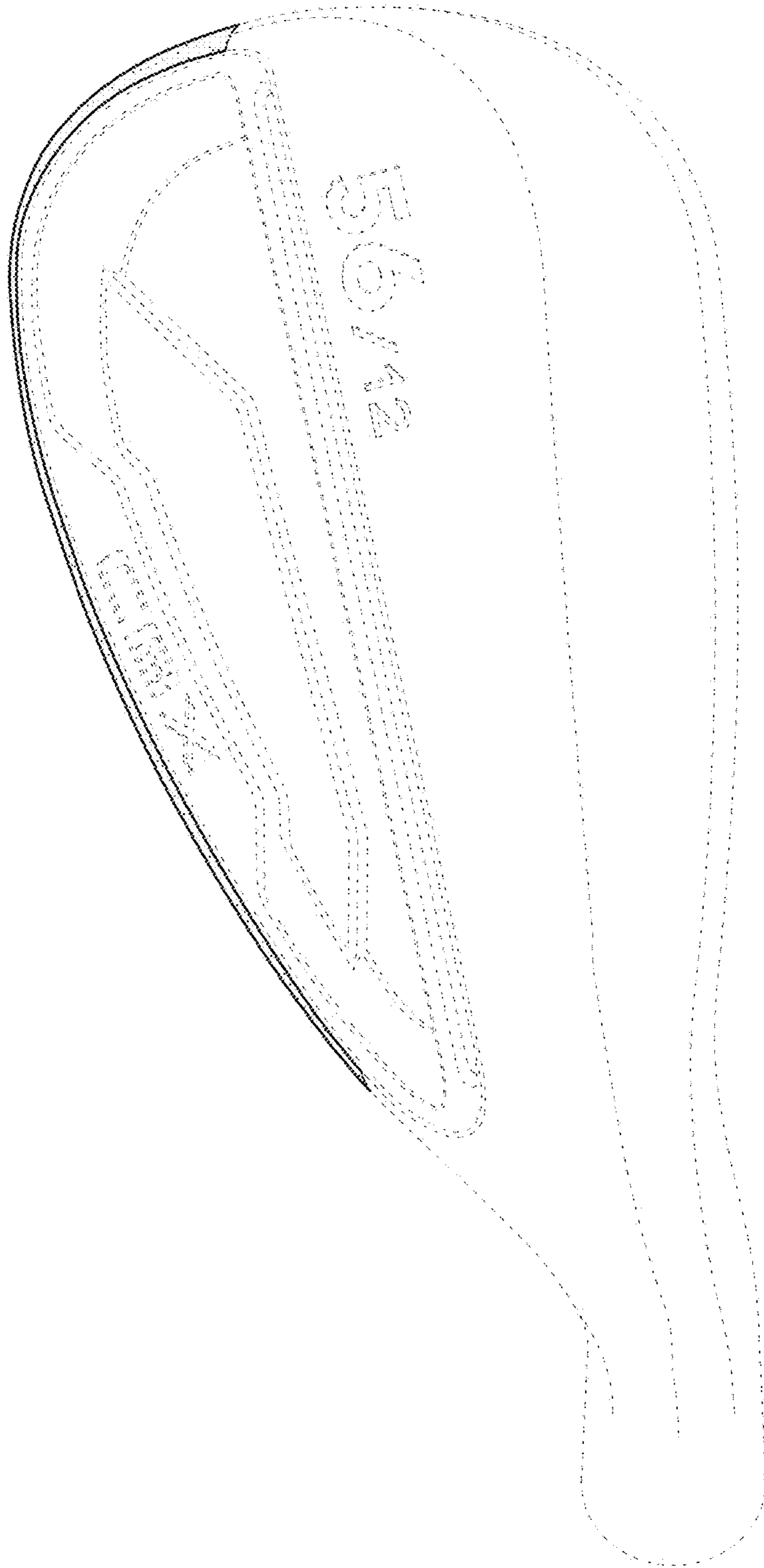


FIG. 7

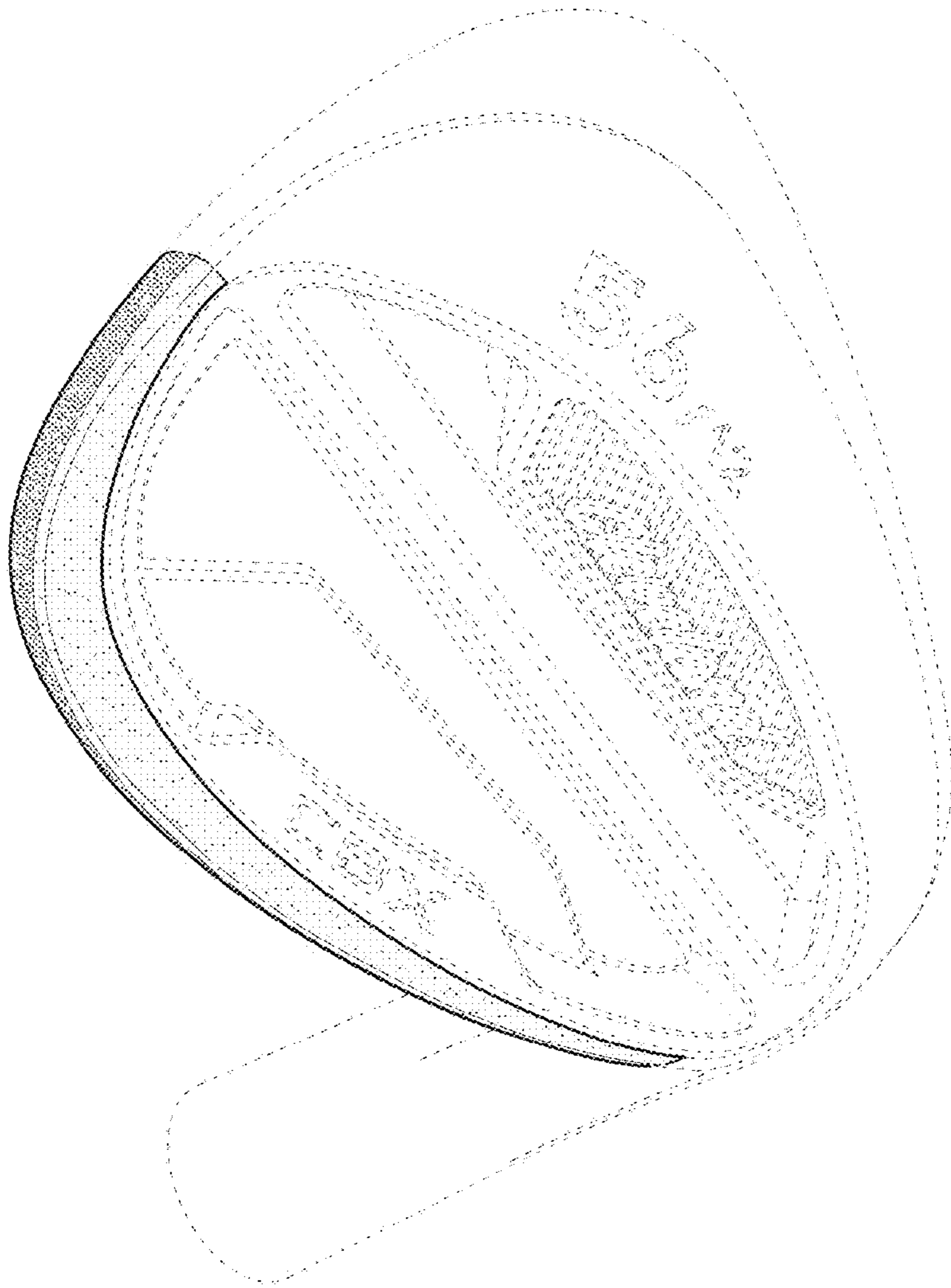


FIG. 8