



US00D833552S

(12) **United States Design Patent** (10) **Patent No.:** **US D833,552 S**
Dolezel et al. (45) **Date of Patent:** **** Nov. 13, 2018**

- (54) **GOLF CLUB HEAD**
- (71) Applicant: **DUNLOP SPORTS CO. LTD.**,
Kobe-shi, Hyogo (JP)
- (72) Inventors: **Keith F. Dolezel**, Covina, CA (US);
Mika Becktor, New York, NY (US)
- (73) Assignee: **DUNLOP SPORTS CO. LTD.**, Kobe
(JP)
- (**) Term: **15 Years**
- (21) Appl. No.: **29/606,982**
- (22) Filed: **Jun. 9, 2017**
- (51) **LOC (11) Cl.** **21-02**
- (52) **U.S. Cl.**
USPC **D21/759**
- (58) **Field of Classification Search**
USPC D21/747-751, 759
CPC A63B 53/00; A63B 53/02; A63B 53/04;
A63B 53/047; A63B 53/0475; A63B
2053/0479; A63B 2053/0483; A63B
2053/0445; A63B 60/00; A63B 60/46
See application file for complete search history.

(56) **References Cited**

U.S. PATENT DOCUMENTS

D393,302 S *	4/1998	Renegar	D21/759
D404,783 S *	1/1999	Best	D21/747
6,695,714 B1 *	2/2004	Bliss	A63B 53/047
				473/328
D574,914 S *	8/2008	Oldknow	D21/759
D577,399 S *	9/2008	Oldknow	D21/759
D583,433 S *	12/2008	Oldknow	D21/759
D591,373 S *	4/2009	Foster	D21/747
D597,157 S *	7/2009	Wallin	D21/747

D639,883 S *	6/2011	Roach	D21/759
D639,884 S *	6/2011	Breier	D21/759
D647,582 S *	10/2011	Nicolette	D21/748
D647,984 S *	11/2011	Atwell	D21/747
D647,986 S *	11/2011	Atwell	D21/747
D647,987 S *	11/2011	Atwell	D21/747
D680,603 S *	4/2013	Nicolette	D21/749
D704,288 S *	5/2014	Cardani	D21/747
D716,883 S *	11/2014	Stokke	D21/747
D741,429 S *	10/2015	Asatsuma	D21/759
D773,574 S *	12/2016	Oliveiro	D21/747
D805,146 S *	12/2017	Clarke	D21/747
D807,456 S *	1/2018	Harrington	D21/759
D810,217 S *	2/2018	Long	D21/759
D810,850 S *	2/2018	Becktor	D21/747
D813,967 S *	3/2018	Ripp	D21/759

* cited by examiner

Primary Examiner — Mitchell I. Siegel

(74) Attorney, Agent, or Firm — Oliff PLC

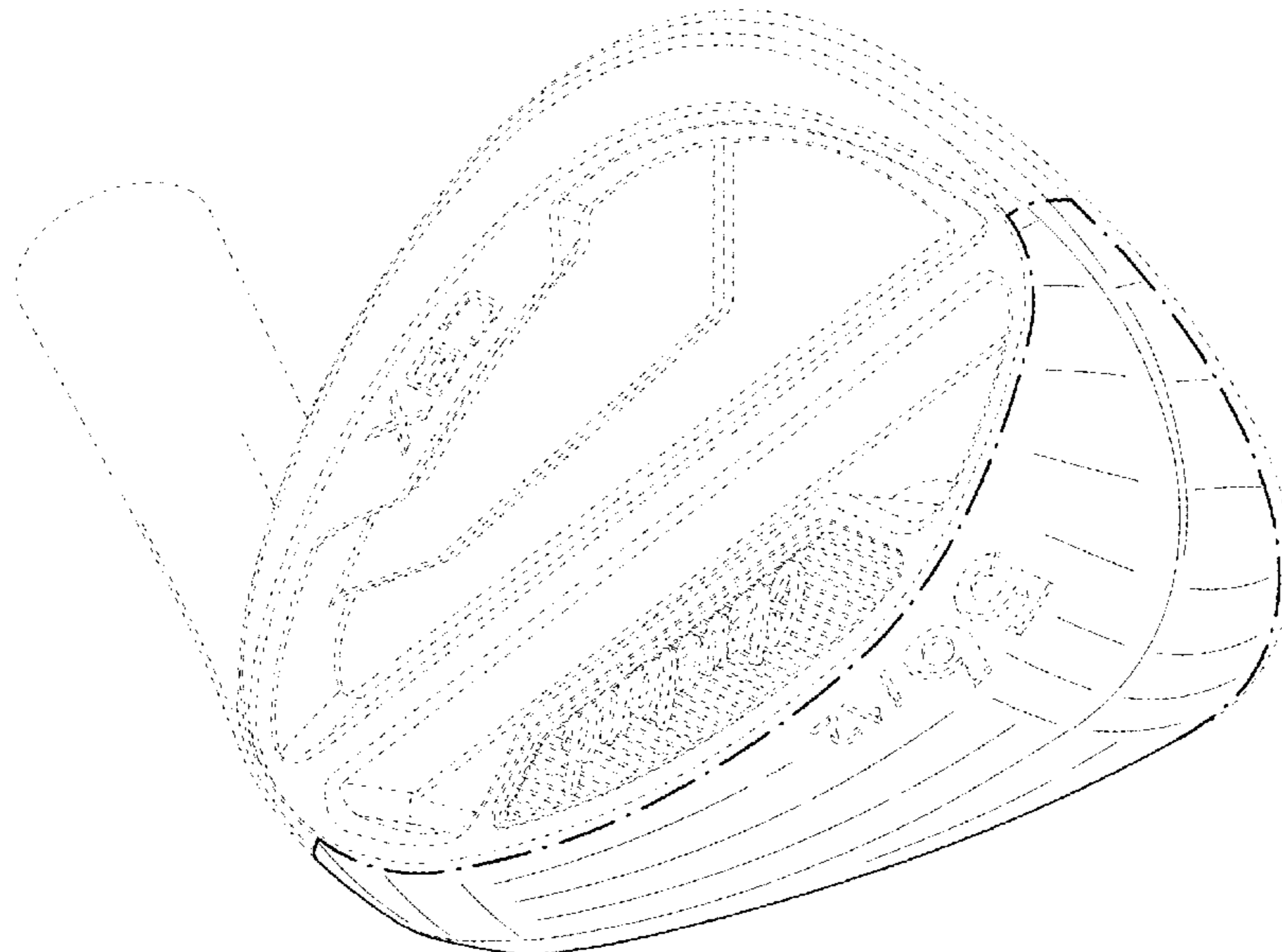
(57) **CLAIM**

The ornamental design for a golf club head, as shown and described.

DESCRIPTION

FIG. 1 is a rear, toe-side, bottom, perspective view of the golf club head;
 FIG. 2 is a rear elevational view thereof;
 FIG. 3 is a toe-side elevational view thereof;
 FIG. 4 is a heel-side elevational view thereof;
 FIG. 5 is a front elevational view thereof;
 FIG. 6 is a bottom plan view thereof; and,
 FIG. 7 is a rear, heel-side, bottom, perspective view thereof.
 The dot-dash chain lines depict boundaries of the claimed subject matter, and thus form no part of the claimed design.
 The broken lines depict unclaimed parts of the golf club head, and thus form no part of the claimed design.

1 Claim, 6 Drawing Sheets



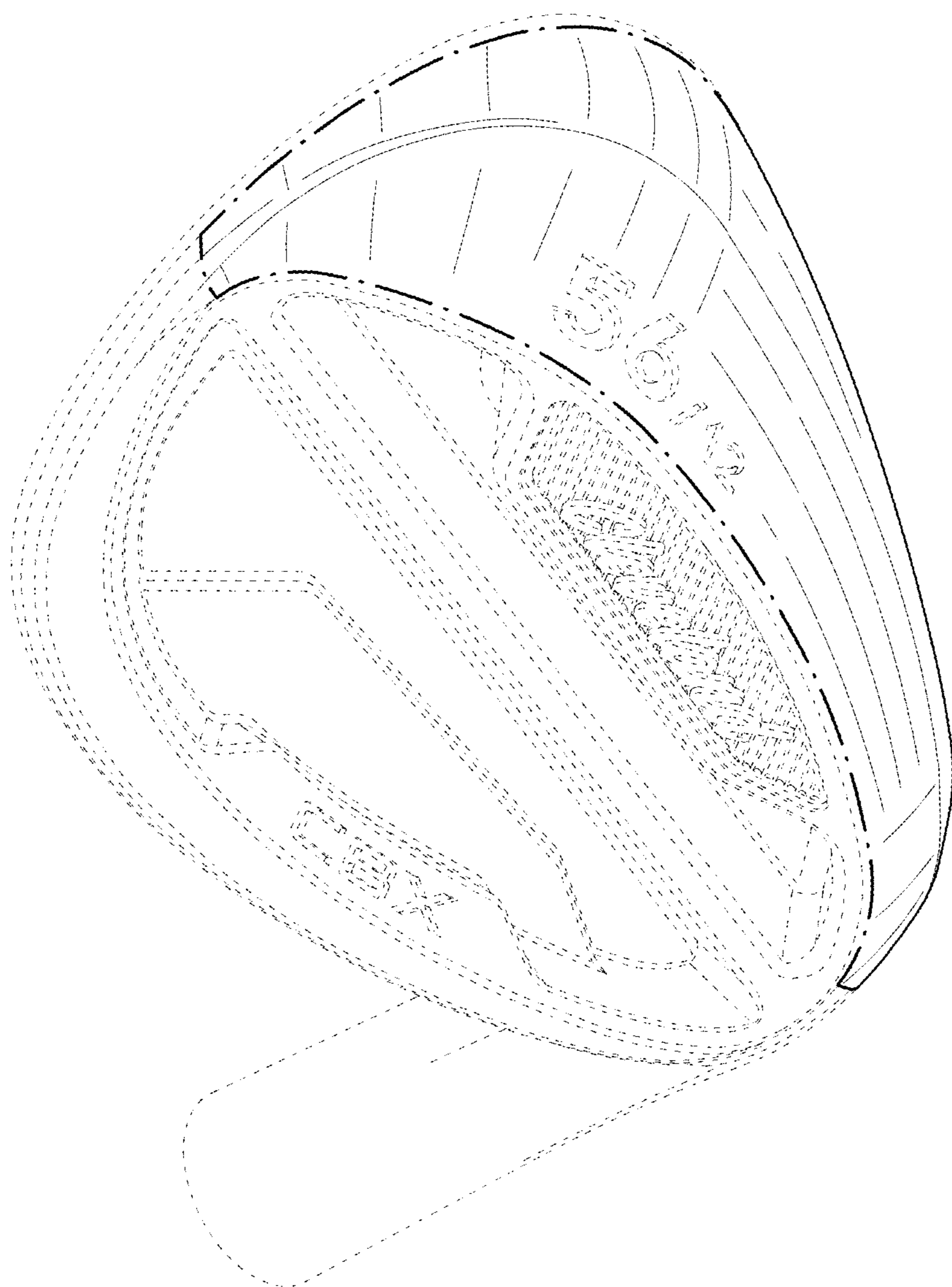


FIG. 1

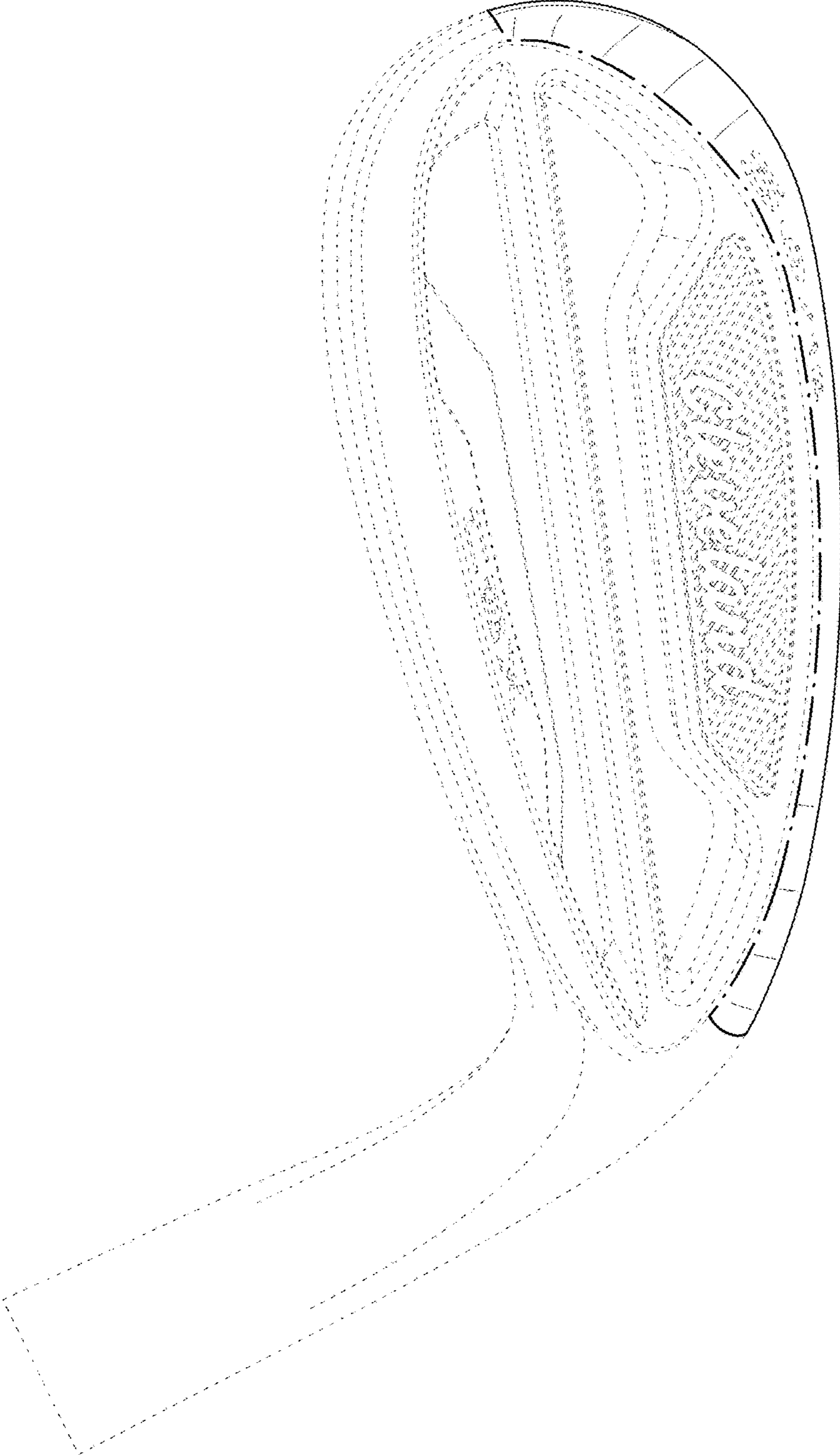


FIG. 2

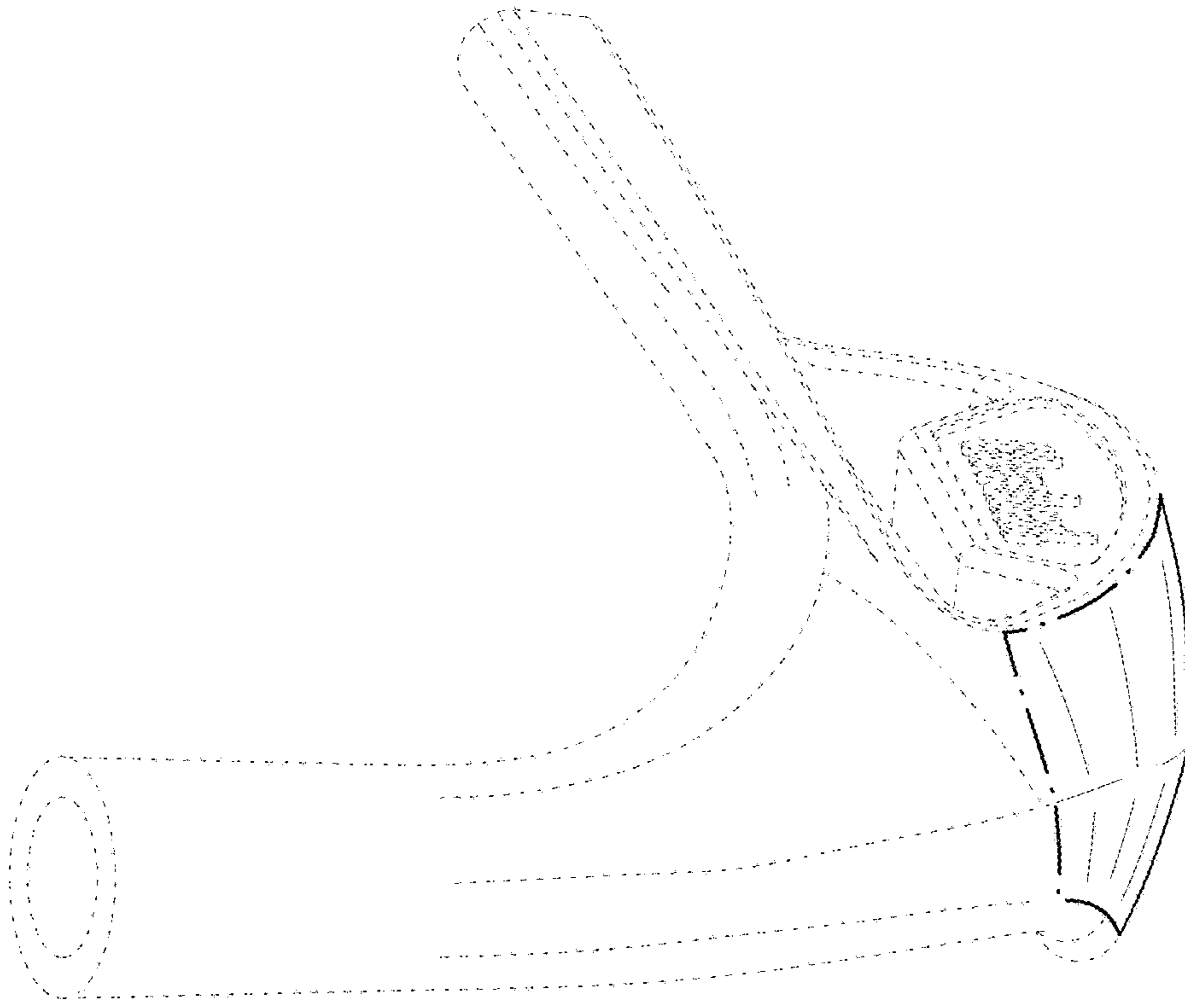


FIG. 4

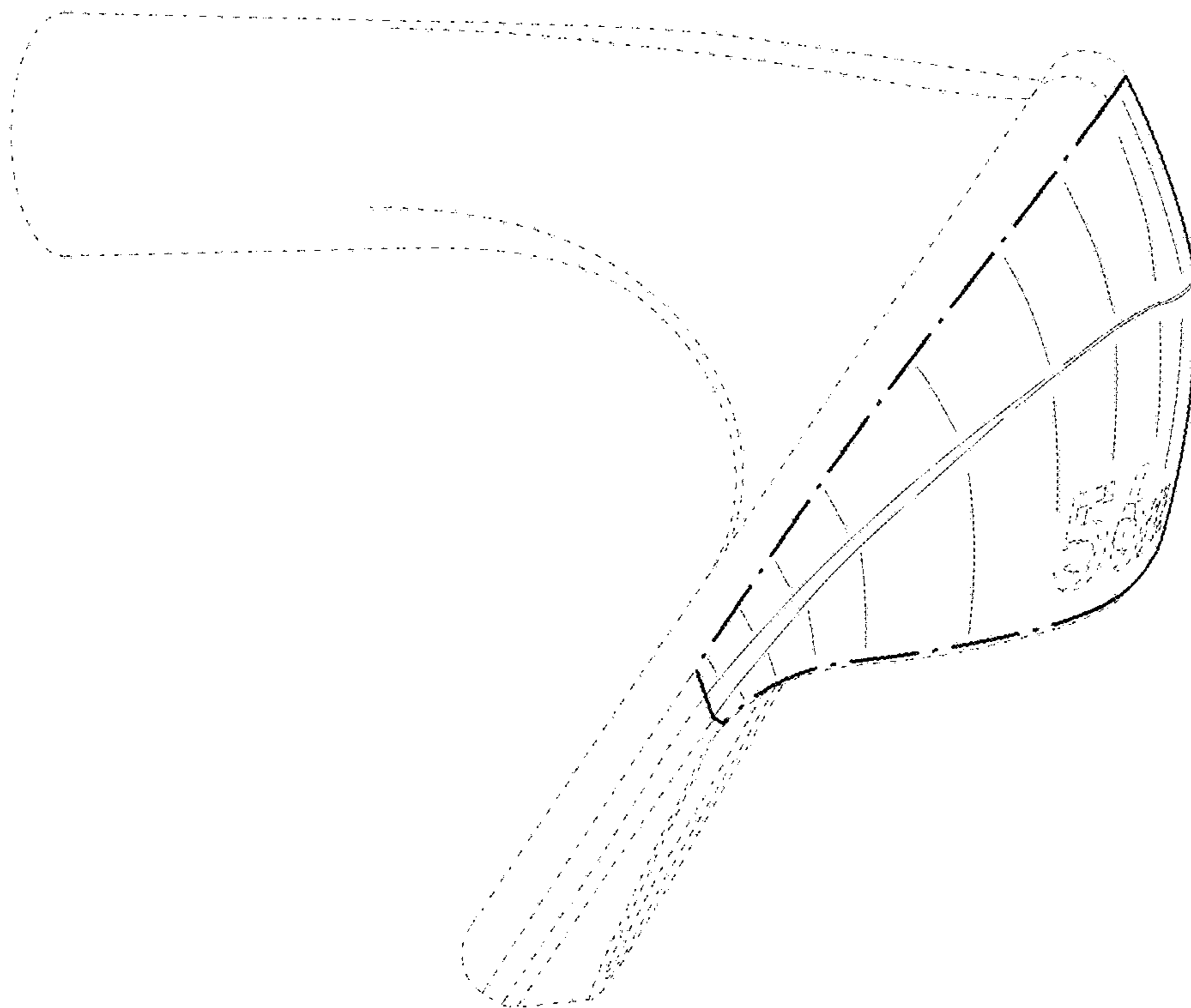


FIG. 3

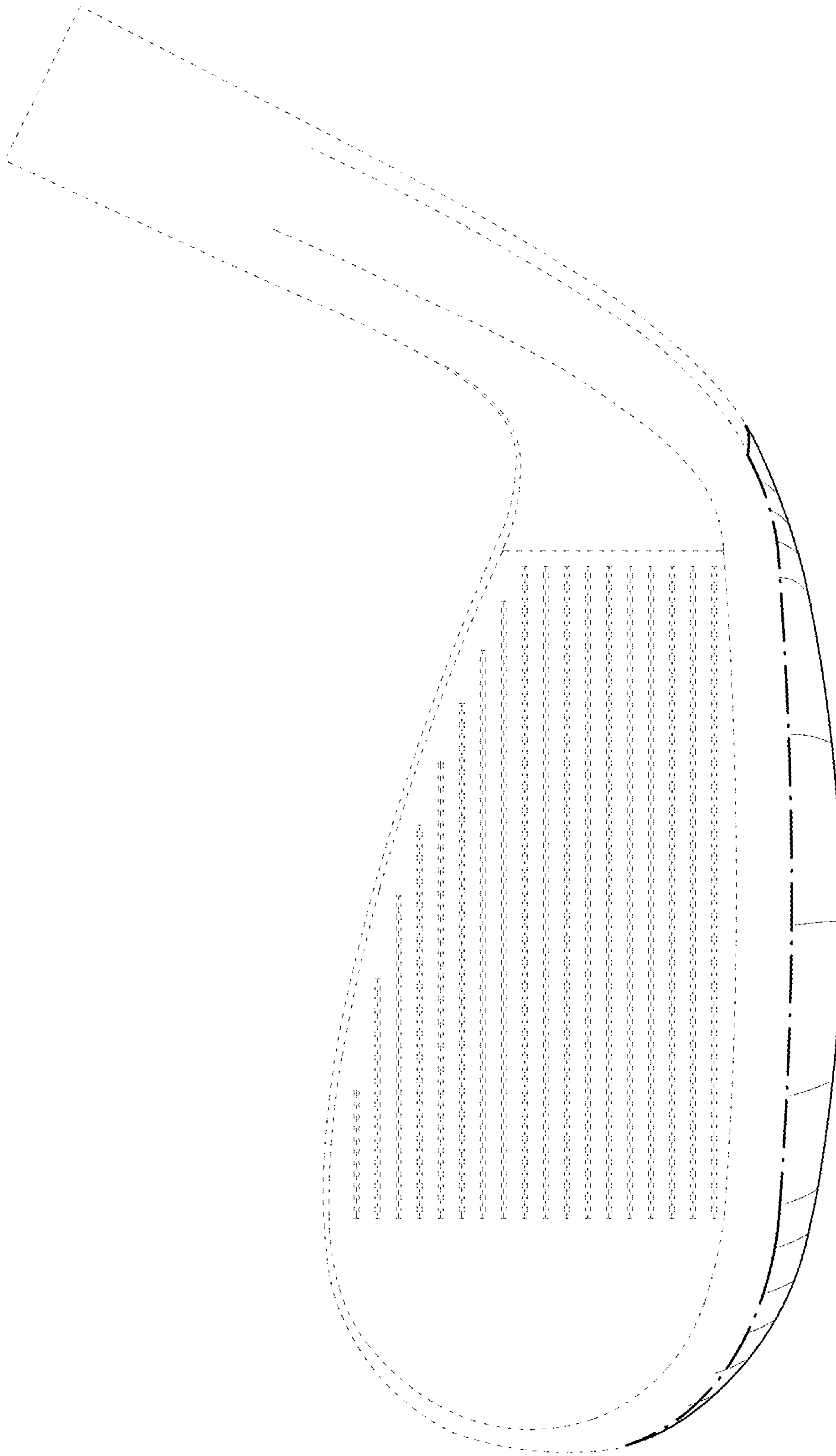


FIG. 5

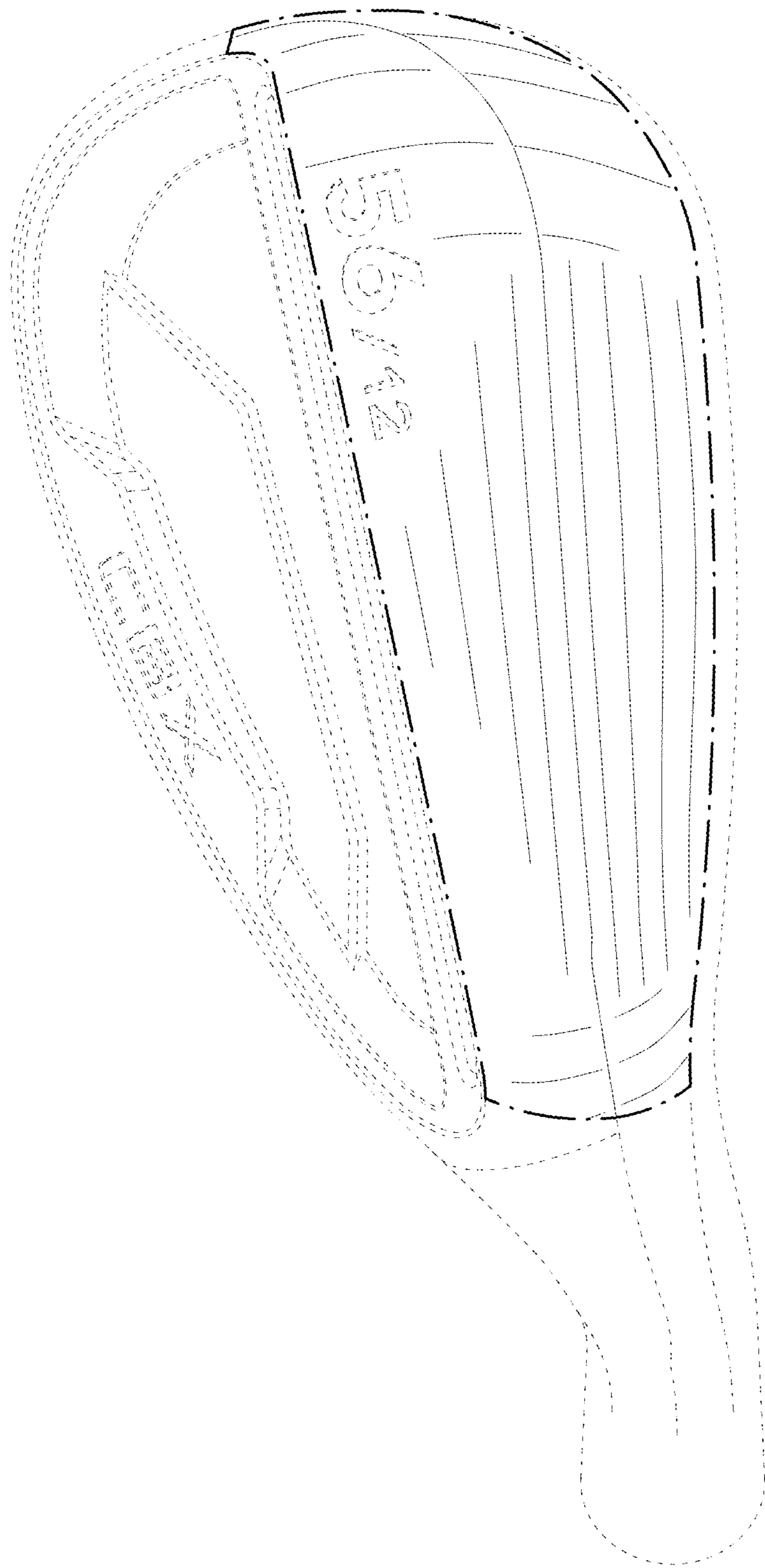


FIG. 6




FIG. 7