

US00D833528S

(12) **United States Design Patent** (10) **Patent No.:** **US D833,528 S**  
**Kim et al.** (45) **Date of Patent:** **\*\* Nov. 13, 2018**

(54) **VENDING MACHINE**

FOREIGN PATENT DOCUMENTS

(71) Applicant: **SNAP INC.**, Venice, CA (US)

CA 2887596 7/2015

(72) Inventors: **Jinwoo Kim**, Los Angeles, CA (US);  
**Evan Spiegel**, Venice, CA (US); **Cory Grenier**, Marina Del Rey, CA (US);  
**Kameron Sheffield**, Riverton, UT (US);  
**Nathan Kenneth Boyd**, Los Angeles, CA (US)

OTHER PUBLICATIONS

Leyden, John, "This SMS will self-destruct in 40 seconds", [Online]. Retrieved from the Internet: URL: <http://www.theregister.co.uk/2005/12/12/stealthtext/>, (Dec. 12, 2005), 1 pg.

(73) Assignee: **Snap Inc.**, Santa Monica, CA (US)

*Primary Examiner* — Mary Ann Calabrese

(74) *Attorney, Agent, or Firm* — Schwegman Lundberg & Woessner, P.A.

(\*\*) Term: **15 Years**

(21) Appl. No.: **29/580,881**

(57) **CLAIM**

(22) Filed: **Oct. 13, 2016**

The ornamental design for a vending machine, as shown and described.

(51) **LOC (11) Cl.** ..... **20-01**

(52) **U.S. Cl.**  
USPC ..... **D20/1**

(58) **Field of Classification Search**

USPC ..... D20/1-9; D15/79, 81, 89; D99/28  
CPC ..... G07F 7/0609; G07F 7/069; G07F 9/026;  
G07F 9/10; G07F 9/16; G07F 11/00;  
G07F 11/005; G07F 11/007; G07F 11/02;  
G07F 11/04; G07F 11/10; G07F 11/14;  
G07F 11/32; G07F 11/46; G07F 11/62;  
G07F 11/54; G07F 5/00; G07F 5/18;  
A47F 1/08; A47F 1/10; A47F 10/02

See application file for complete search history.

**DESCRIPTION**

FIG. 1 is a front view of a vending machine, showing our new design.

FIG. 2 is a rear view thereof.

FIG. 3 is a left side view thereof.

FIG. 4 is a right side view thereof.

FIG. 5 is a top view thereof.

FIG. 6 is a bottom view thereof.

FIG. 7 is a top-right-front perspective view thereof.

FIG. 8 is a bottom-left-front perspective view thereof.

FIG. 9 is a bottom-left-rear perspective view thereof; and,

FIG. 10 is a top-right-rear perspective view thereof.

The broken line showing of protrusions (e.g., "legs" or "feet") on the bottom of the vending machine, the broken line showing of a mostly circular logo within the large circle on the front of the vending machine, and the broken line showing of a mostly circular logo within the large circle on the rear of the vending machine are for the purpose of illustrating environmental structure and form no part of the claimed design.

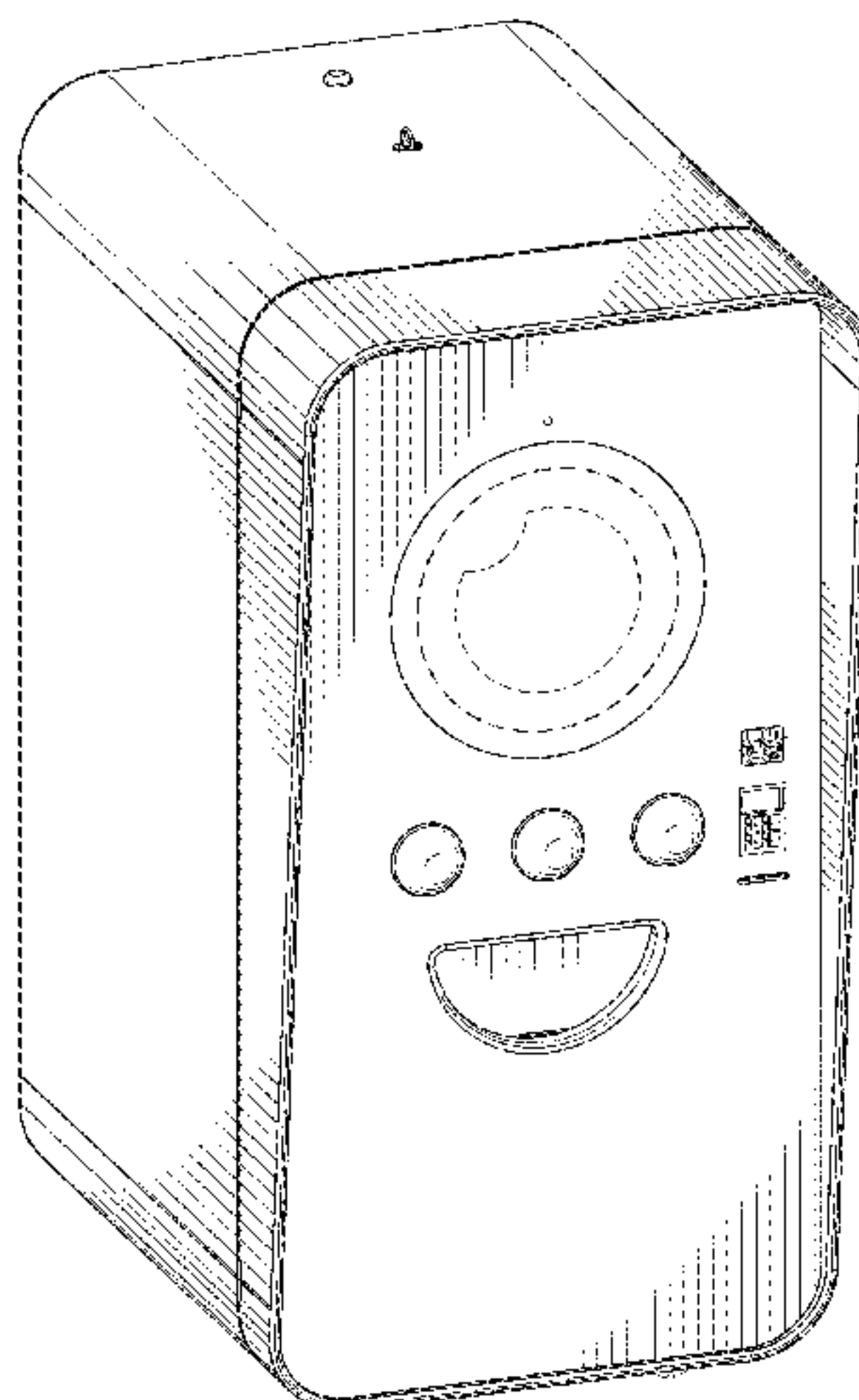
(56) **References Cited**

U.S. PATENT DOCUMENTS

D179,460	S	*	12/1956	Reynolds et al.	.....	D20/5
D182,691	S	*	4/1958	Ford se Bastian, III	.....	D20/5
3,000,408	A	*	9/1961	Vischer, Jr.	.....	G07F 13/10 141/174
6,038,295	A		3/2000	Mattes		
D422,314	S	*	4/2000	Tandberg	.....	D20/1
6,980,909	B2		12/2005	Root et al.		
7,173,651	B1		2/2007	Knowles		
D541,870	S	*	5/2007	Tandberg	.....	D20/1

(Continued)

**1 Claim, 10 Drawing Sheets**



(56)

**References Cited**

U.S. PATENT DOCUMENTS

7,411,493	B2	8/2008	Smith	
7,535,890	B2	5/2009	Rojas	
8,131,597	B2	3/2012	Hudetz	
8,199,747	B2	6/2012	Rojas et al.	
8,332,475	B2	12/2012	Rosen et al.	
8,718,333	B2	5/2014	Wolf et al.	
8,724,622	B2	5/2014	Rojas	
8,874,677	B2	10/2014	Rosen et al.	
8,909,679	B2	12/2014	Root et al.	
8,995,433	B2	3/2015	Rojas	
9,040,574	B2	5/2015	Wang et al.	
9,055,416	B2	6/2015	Rosen et al.	
9,100,806	B2	8/2015	Rosen et al.	
9,100,807	B2	8/2015	Rosen et al.	
9,191,776	B2	11/2015	Root et al.	
9,204,252	B2	12/2015	Root	
D753,227	S *	4/2016	Sandahl .....	D20/8
9,443,227	B2	9/2016	Evans et al.	
9,489,661	B2	11/2016	Evans et al.	
9,491,134	B2	11/2016	Rosen et al.	
2011/0202598	A1	8/2011	Evans et al.	
2012/0068585	A1 *	3/2012	Wind .....	A47F 10/02 312/211
2012/0209924	A1	8/2012	Evans et al.	

\* cited by examiner

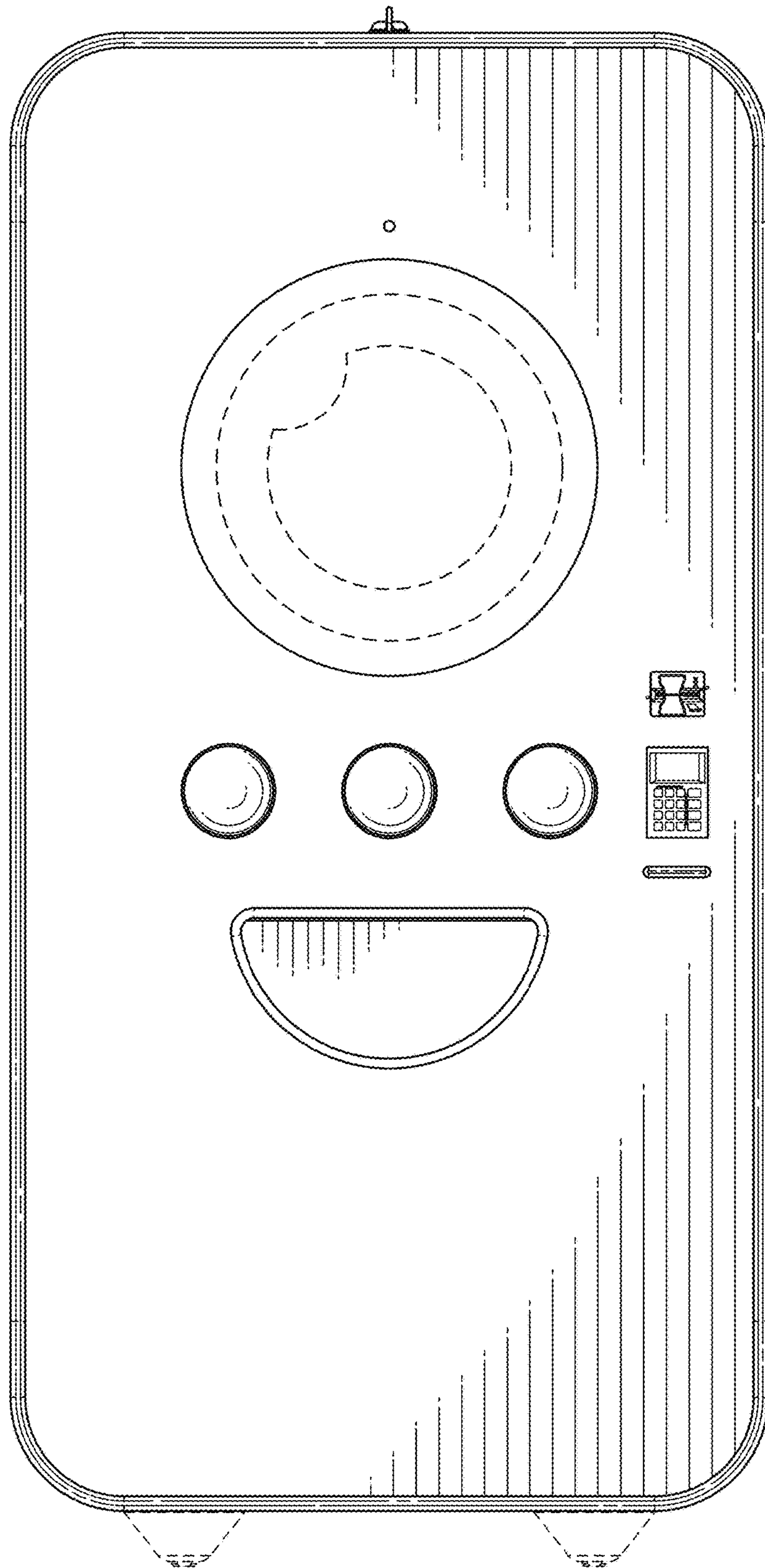


FIG. 1

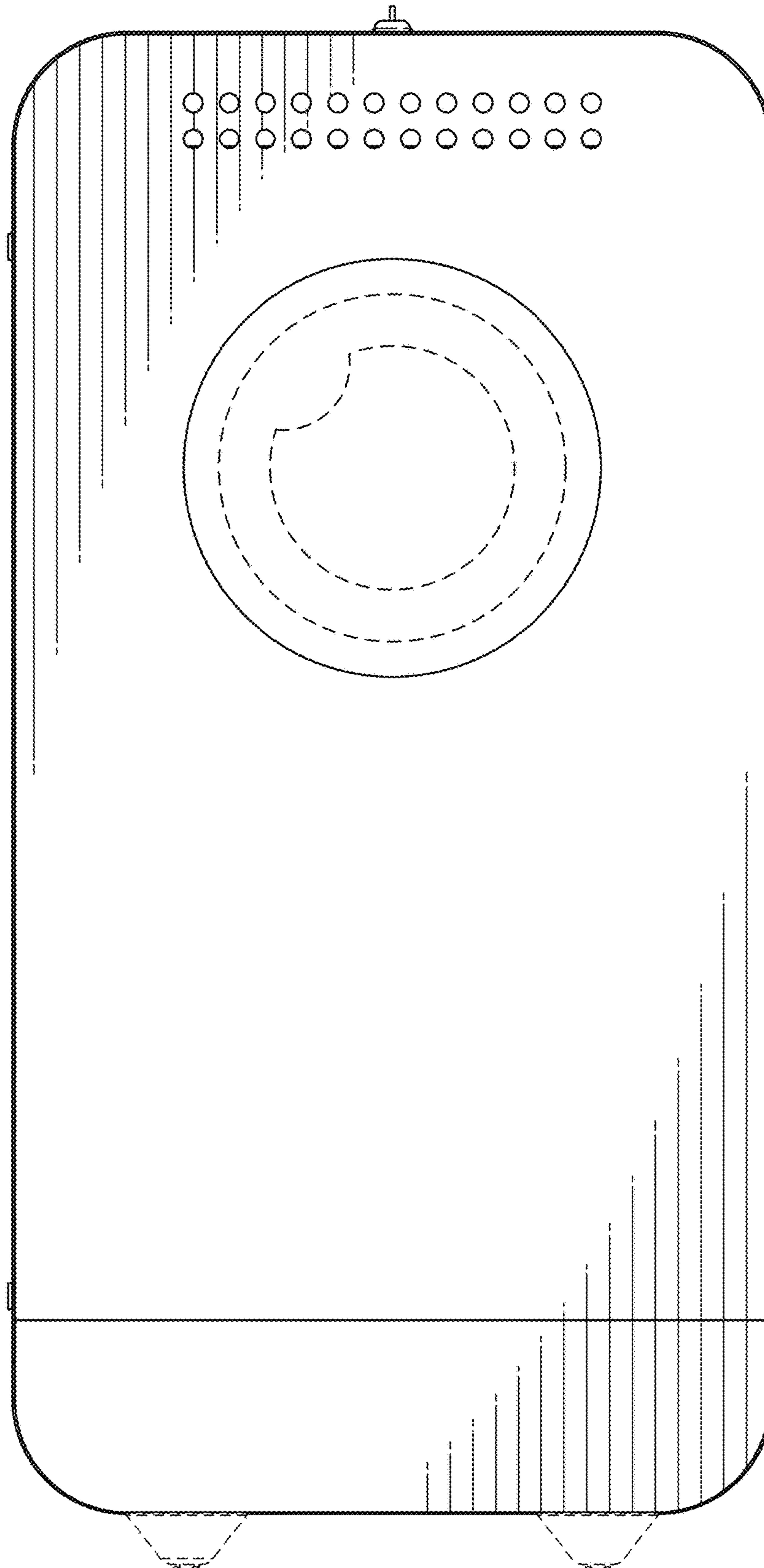


FIG. 2






FIG. 3

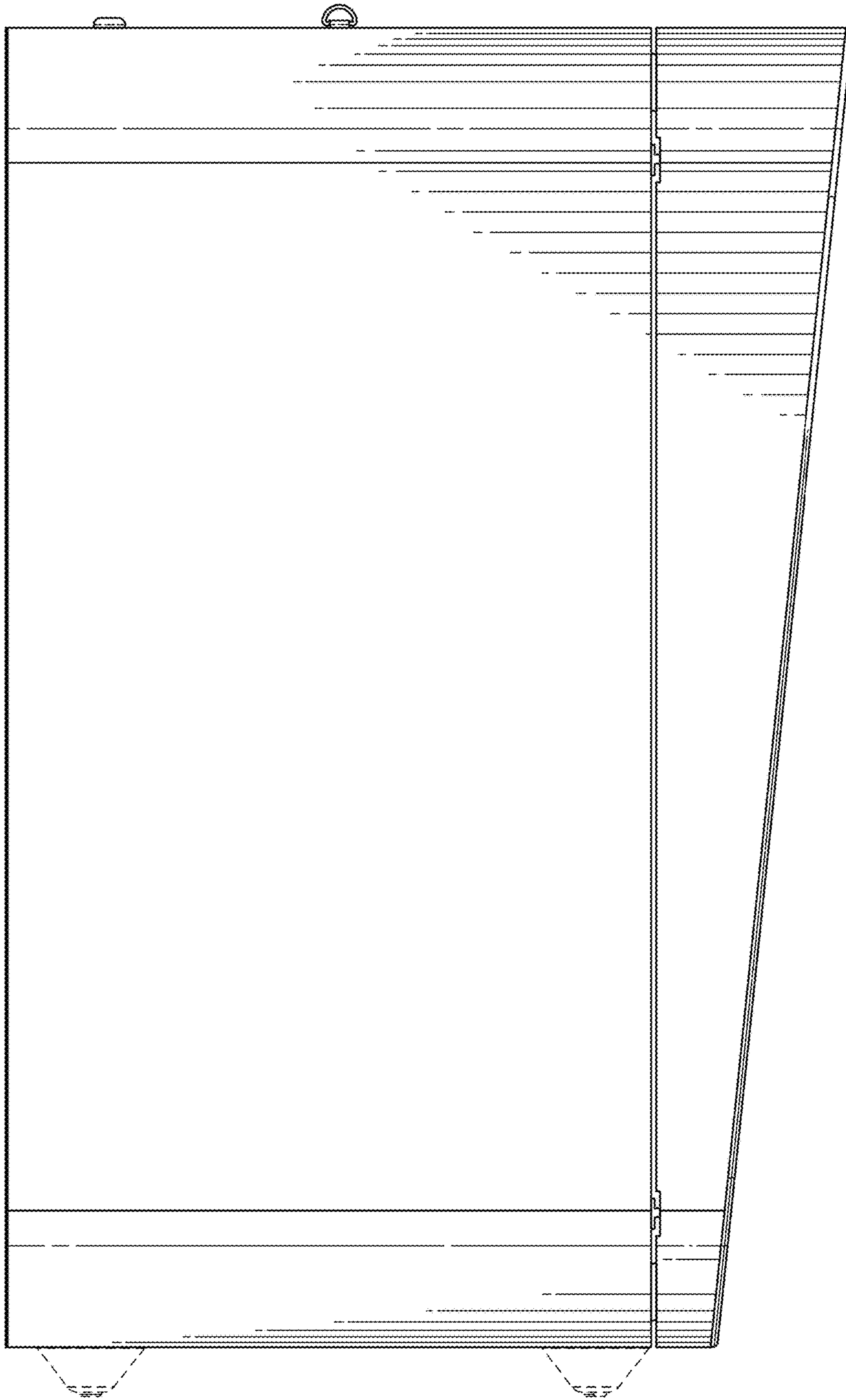


FIG. 4

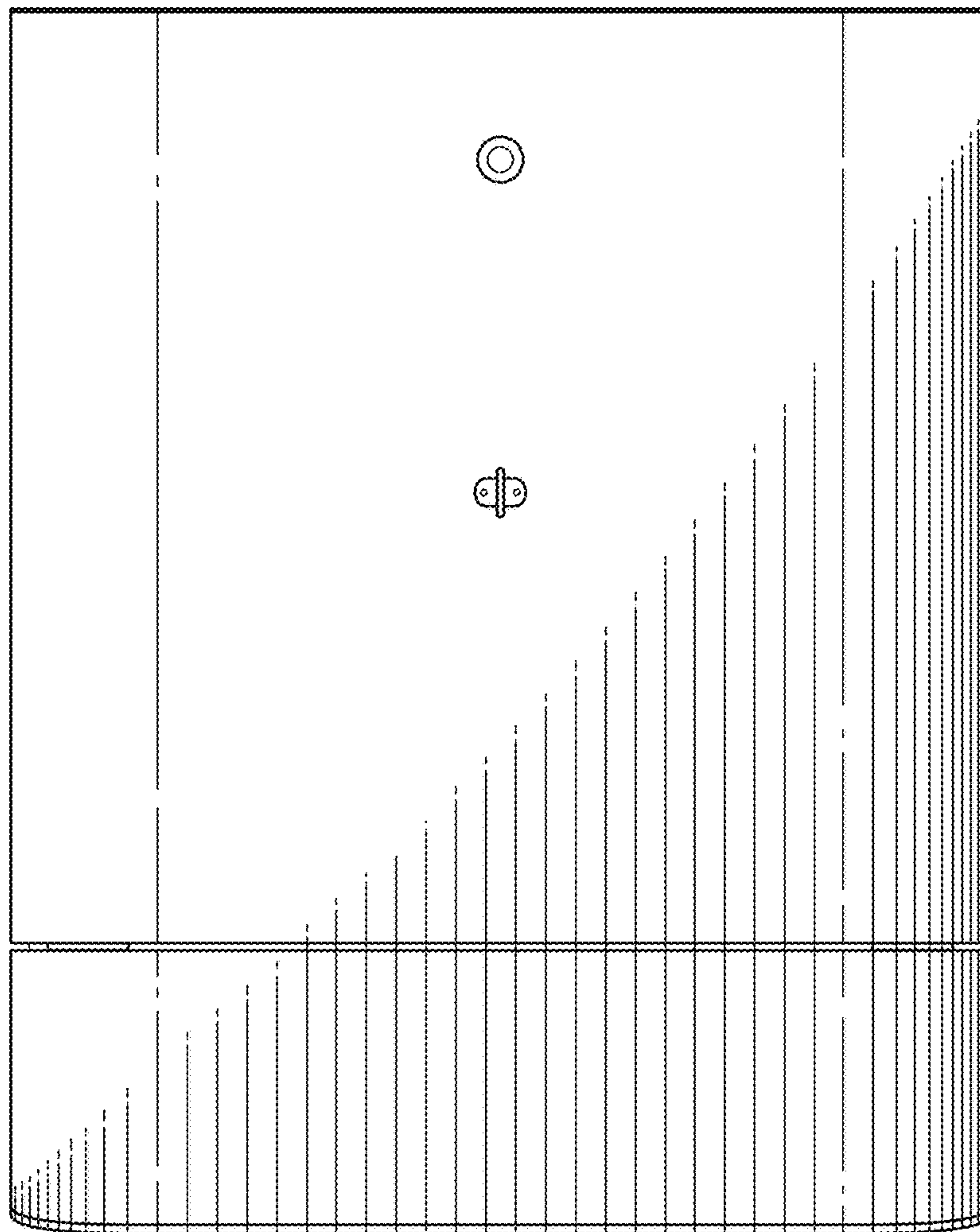


FIG. 5

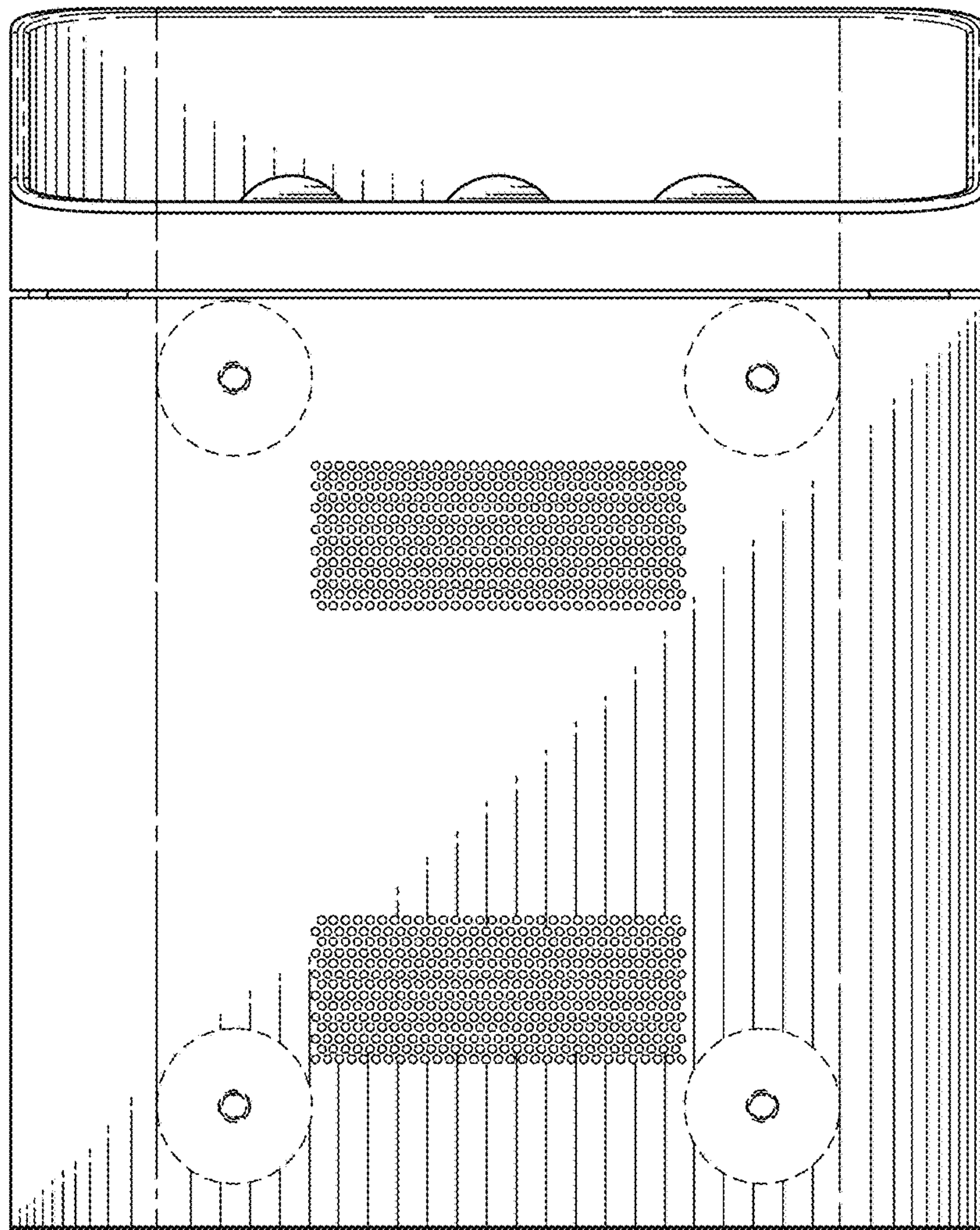


FIG. 6



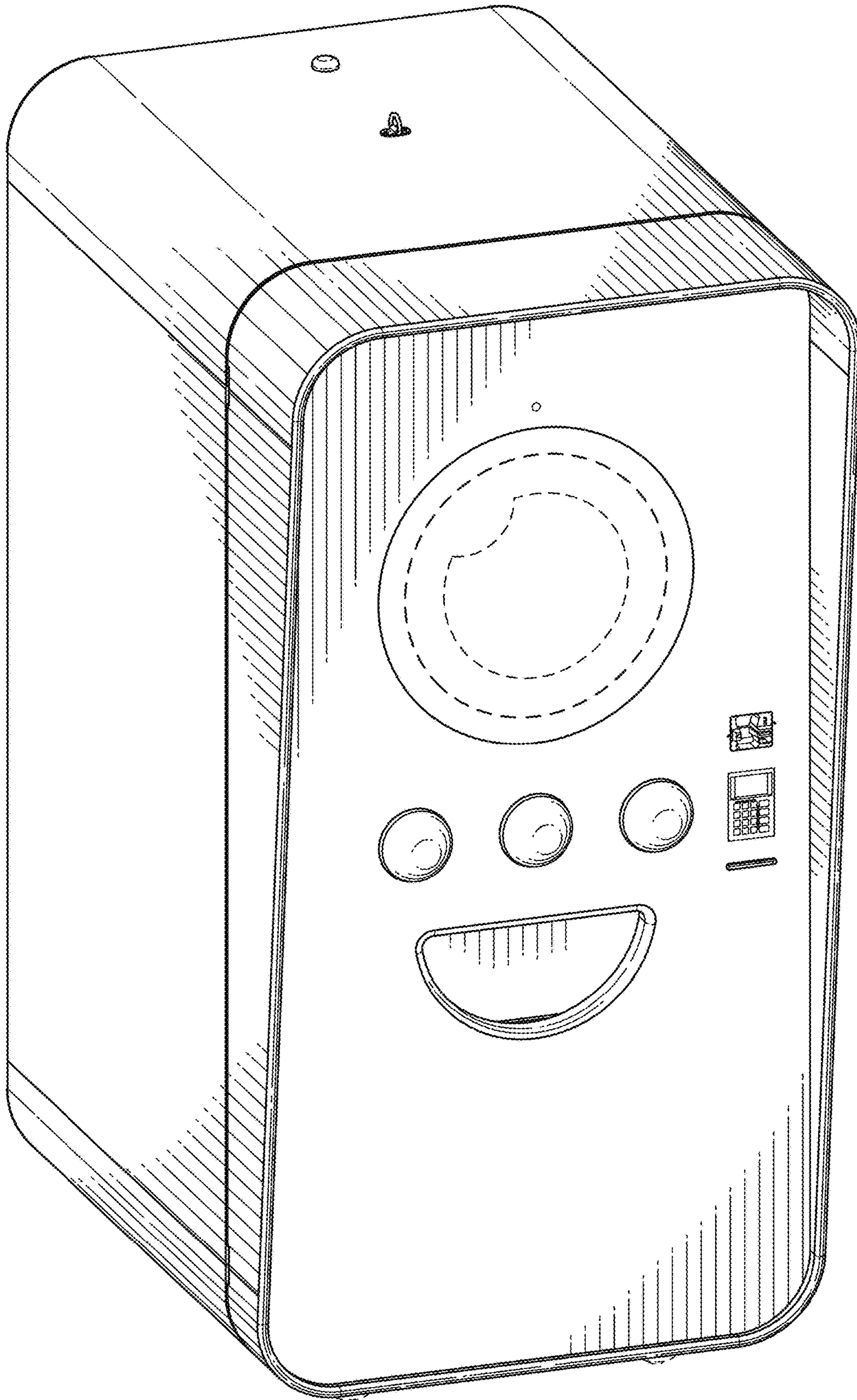


FIG. 7

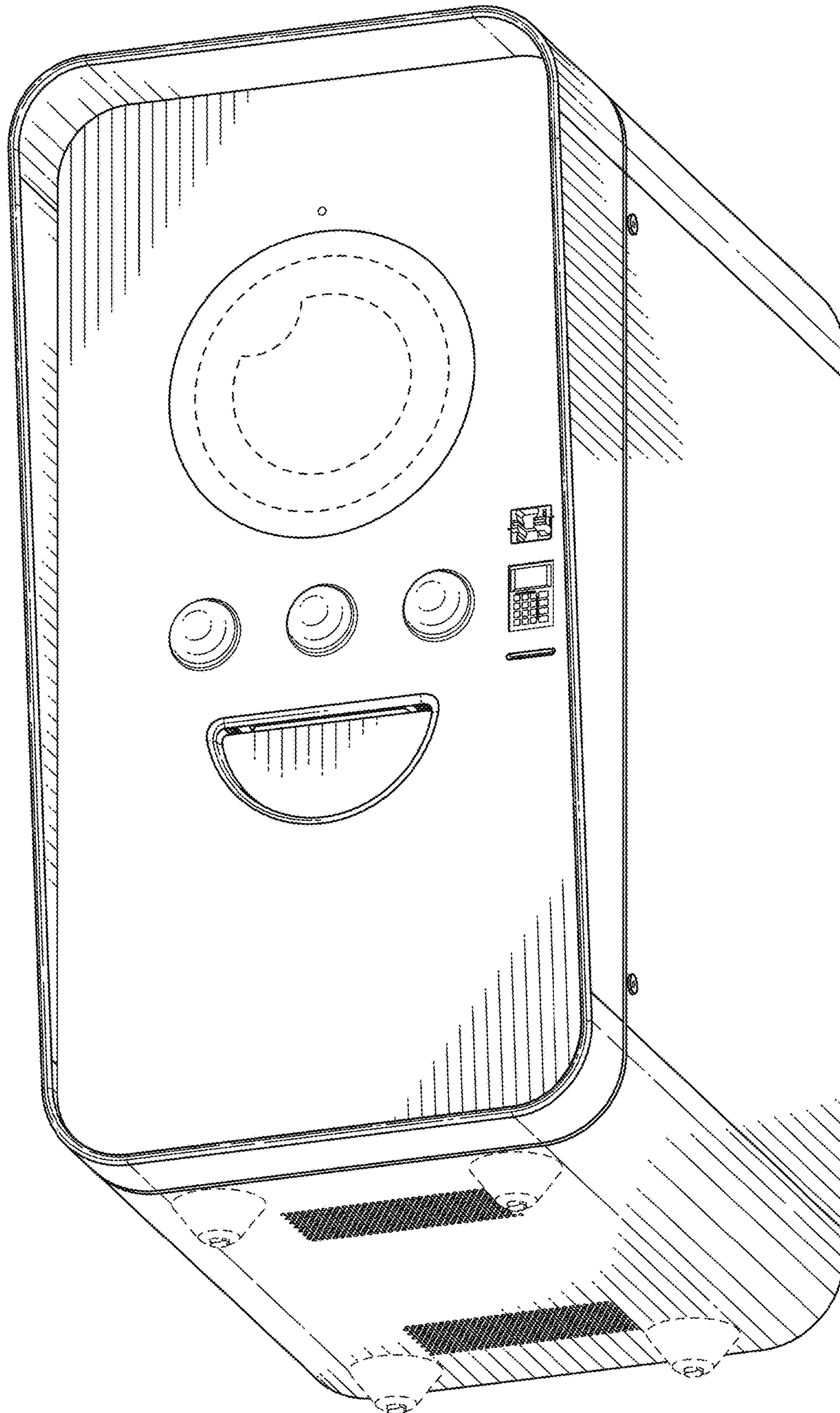


FIG. 8



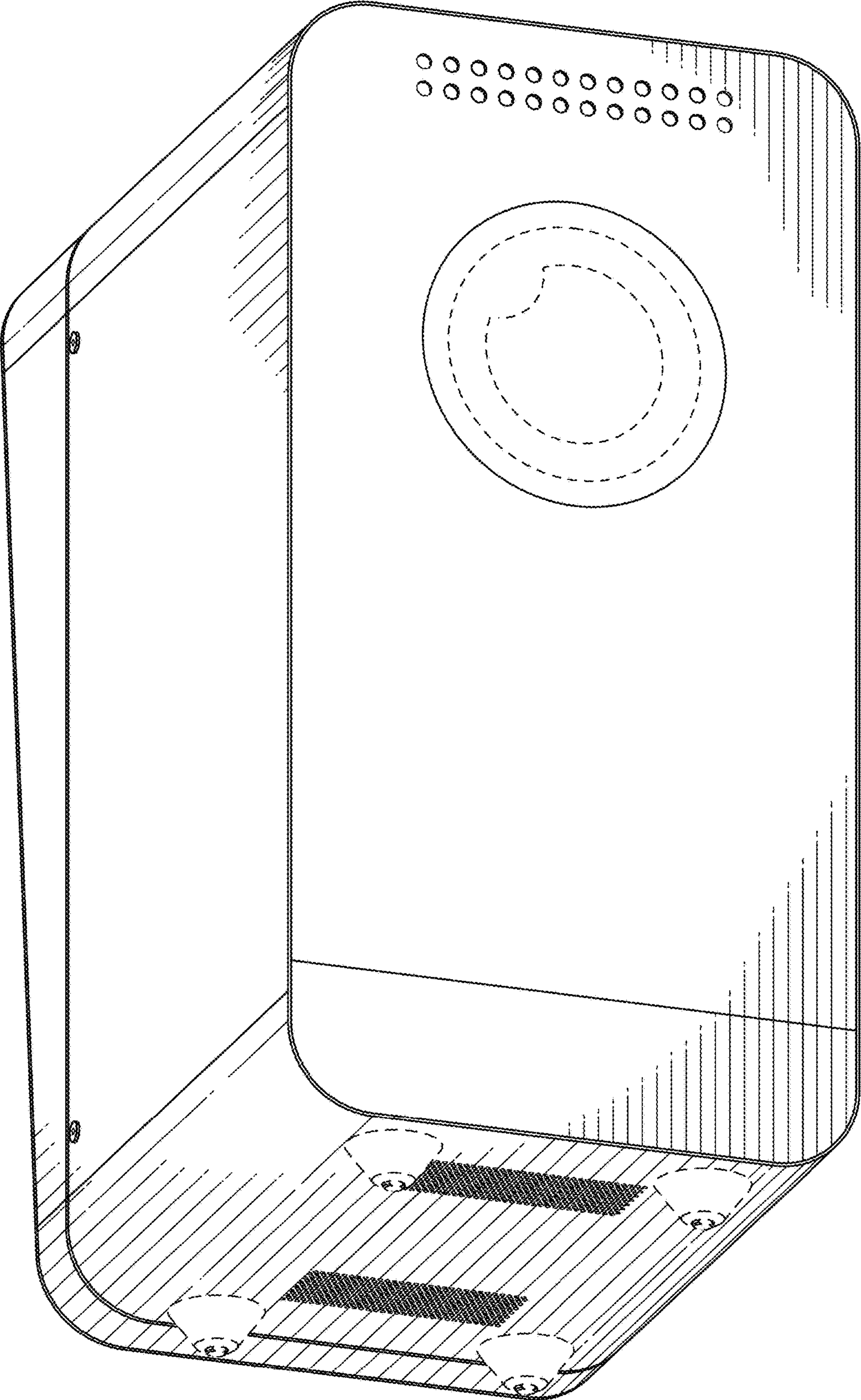


FIG. 9

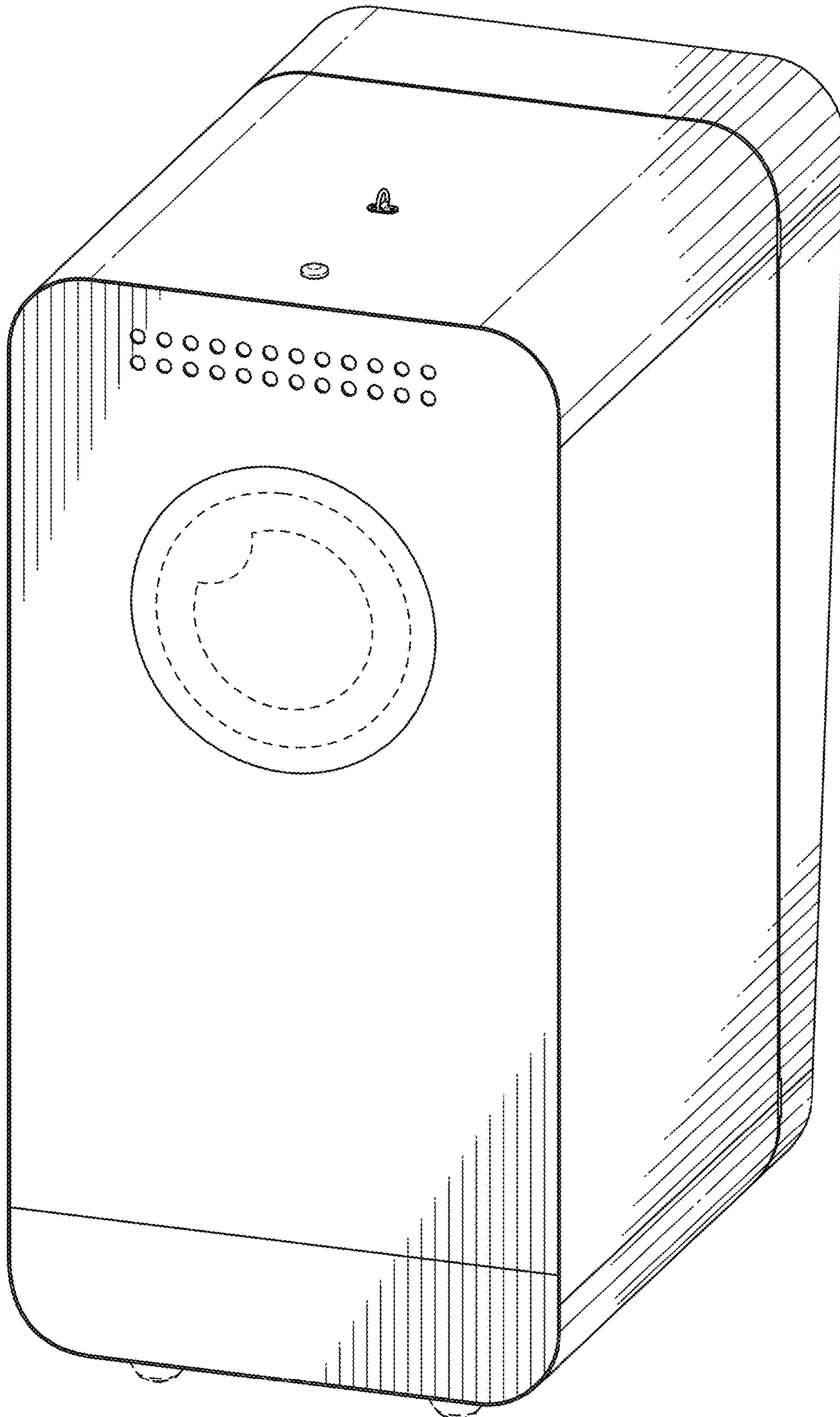


FIG. 10