



US00D833518S

(12) **United States Design Patent** (10) **Patent No.:** **US D833,518 S**
Dordick (45) **Date of Patent:** **** Nov. 13, 2018**

(54) **UKULELE BODY**

FOREIGN PATENT DOCUMENTS

(71) Applicant: **Scott David Dordick**, La Verne, CA
(US)

EP 1164573 A2 * 12/2001 G10D 1/085
JP D2004-19347 * 6/2004

(72) Inventor: **Scott David Dordick**, La Verne, CA
(US)

OTHER PUBLICATIONS

(**) Term: **15 Years**

Ukulele Mag, Review: Opal Instruments' New Aluminum-Framed Ukes, posted Oct. 13, 2015, [online], [site visited Feb. 13, 2018]. Available from Internet, <URL: <http://www.ukulelemag.com/gear-reviews/review-opal-instruments-new-aluminum-framed-ukes-are-showstoppers>> (Year: 2015).*

(21) Appl. No.: **29/595,335**

Amazon, Musiclily Taylor Pickguard, available Nov. 10, 2016, [online], [site visited Feb. 13, 2018]. Available from Internet, <URL: https://www.amazon.com/Musiclily-Self-Adhesive-Acoustic-Pickguard-Scratch/dp/B01N3Q46NR/ref=sr_1_39?ie=UTF8&gid=1518543850&sr=8-39&keywords=pickguard> (Year: 2016).*

(22) Filed: **Feb. 27, 2017**

(51) **LOC (11) Cl.** **17-03**

(52) **U.S. Cl.**
USPC **D17/20**

(58) **Field of Classification Search**

USPC D17/14-21, 99; D21/405, 409, 410, 324
CPC G10D 3/00; G10D 3/04; G10D 3/043; G10D 3/06; G10D 3/10; G10D 1/00; G10D 1/005; G10D 1/08; G10D 3/02; G10D 3/08; G10D 3/12; G10D 3/14; G10D 1/085; G10G 1/02; G10G 7/005; G10H 1/32

* cited by examiner

Primary Examiner — Sheryl Lane

Assistant Examiner — Samantha N Wood

See application file for complete search history.

(57) **CLAIM**

The ornamental design for a ukulele body, as shown.

(56) **References Cited**

DESCRIPTION

U.S. PATENT DOCUMENTS

3,072,007 A * 1/1963 Burke G10D 1/085 84/267
D258,449 S * 3/1981 Kimble D17/14
6,233,825 B1 * 5/2001 DeGroot G10D 1/005 29/896.22
D636,431 S * 4/2011 Harmon D17/14
8,378,192 B1 * 2/2013 Harmon G10D 1/085 84/291
D689,920 S * 9/2013 Harmon D17/20
D768,763 S * 10/2016 Suzuki D17/14
D770,562 S * 11/2016 Dordick D17/14
D804,566 S * 12/2017 Wilczynski D17/20
2017/0358287 A1 * 12/2017 Redding G10H 3/186

FIG. 1 is a perspective view of a ukulele body showing my new design;

FIG. 2 is a front elevation view thereof;

FIG. 3 is a rear elevation view thereof;

FIG. 4 is a left side elevation view thereof;

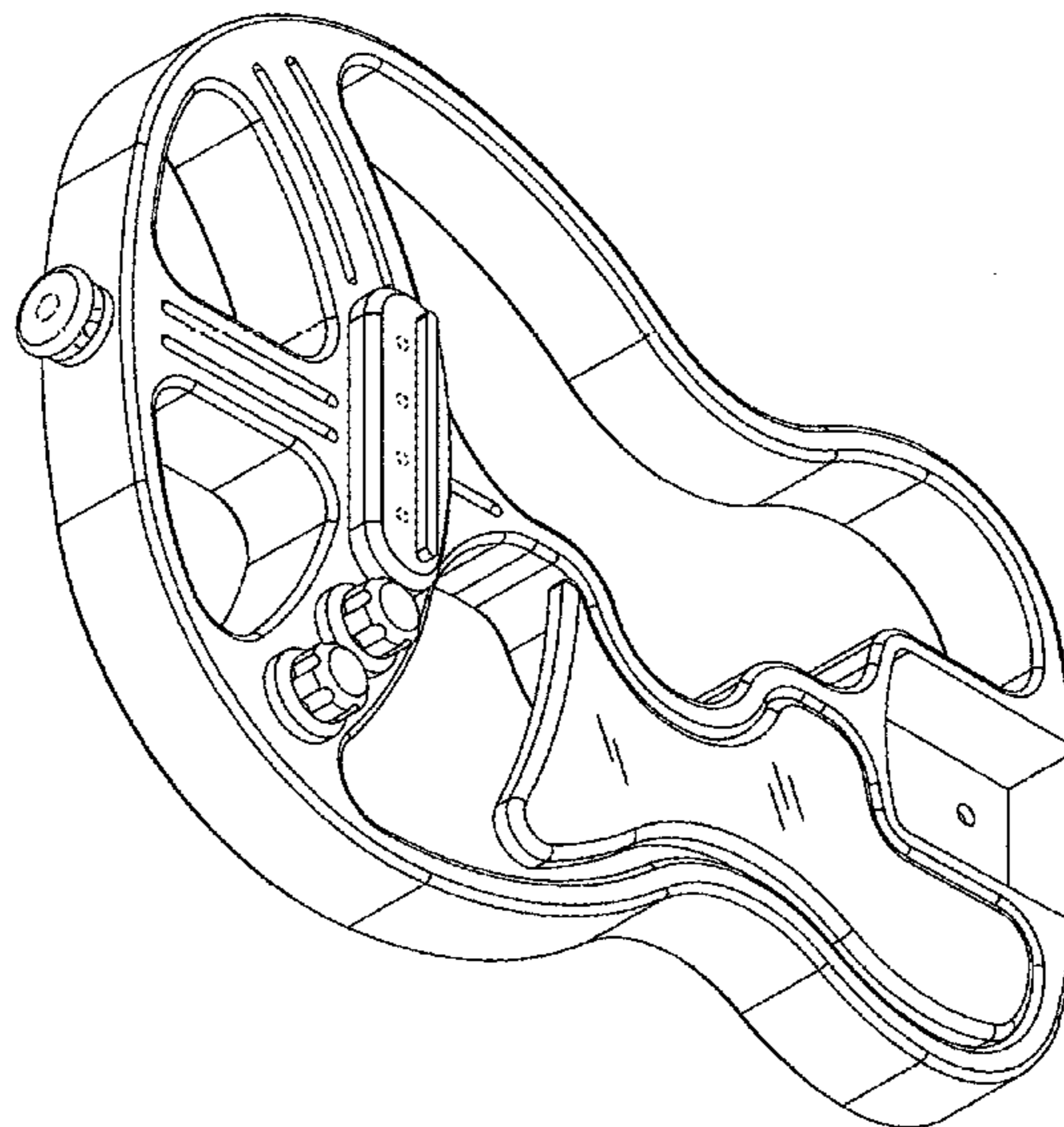
FIG. 5 is a right side elevation view thereof;

FIG. 6 is a top plan view thereof; and,

FIG. 7 is a bottom plan view thereof.

The broken lines in the figures illustrates portions of the ukulele body that form no part of the claimed design.

1 Claim, 5 Drawing Sheets



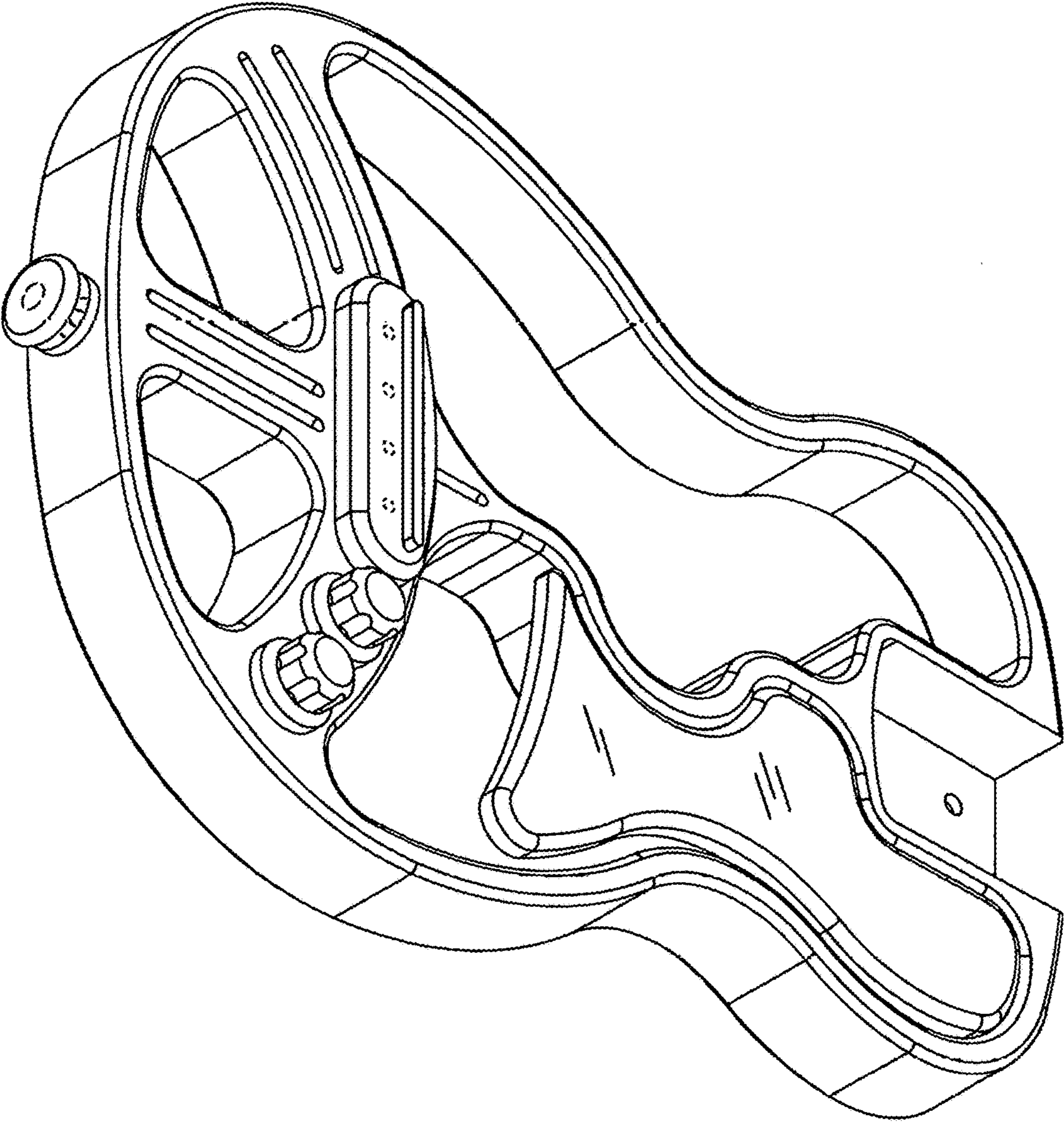


FIG. 1

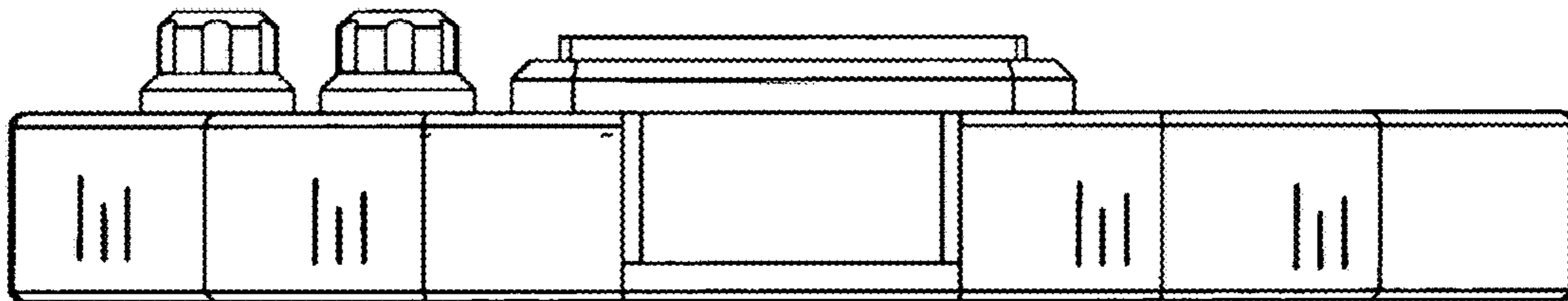


FIG. 2

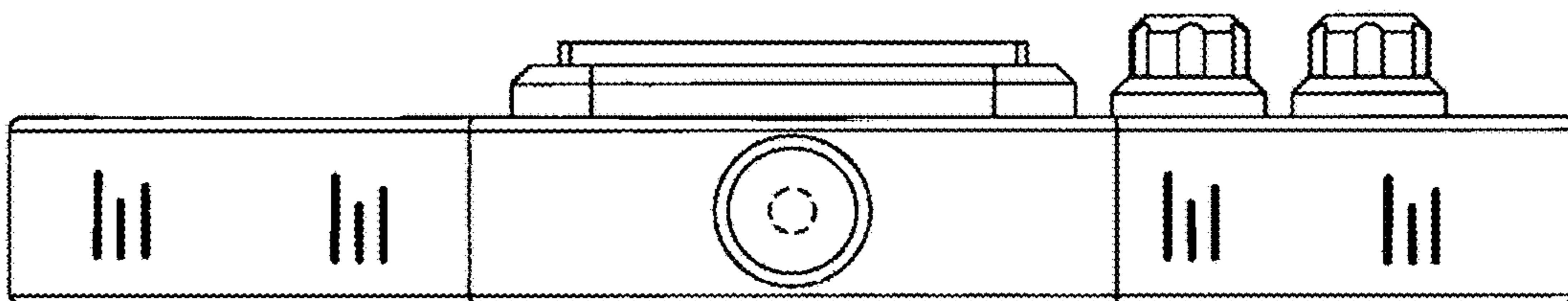


FIG. 3

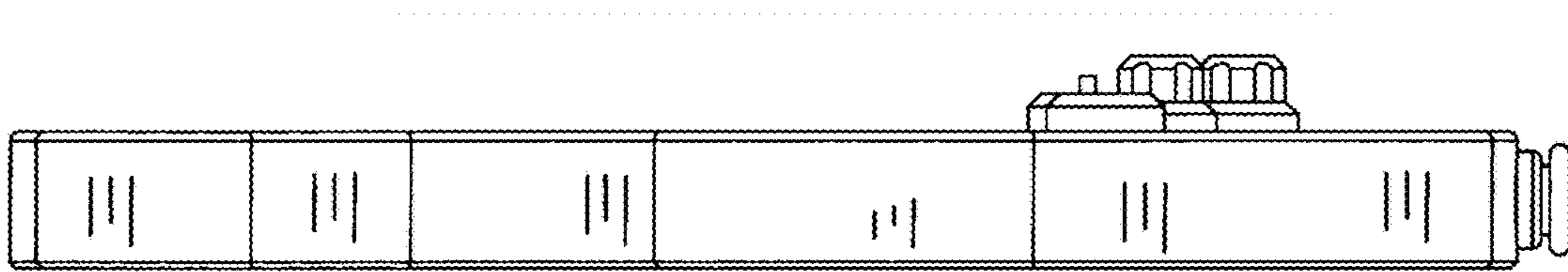


FIG. 4




FIG. 5

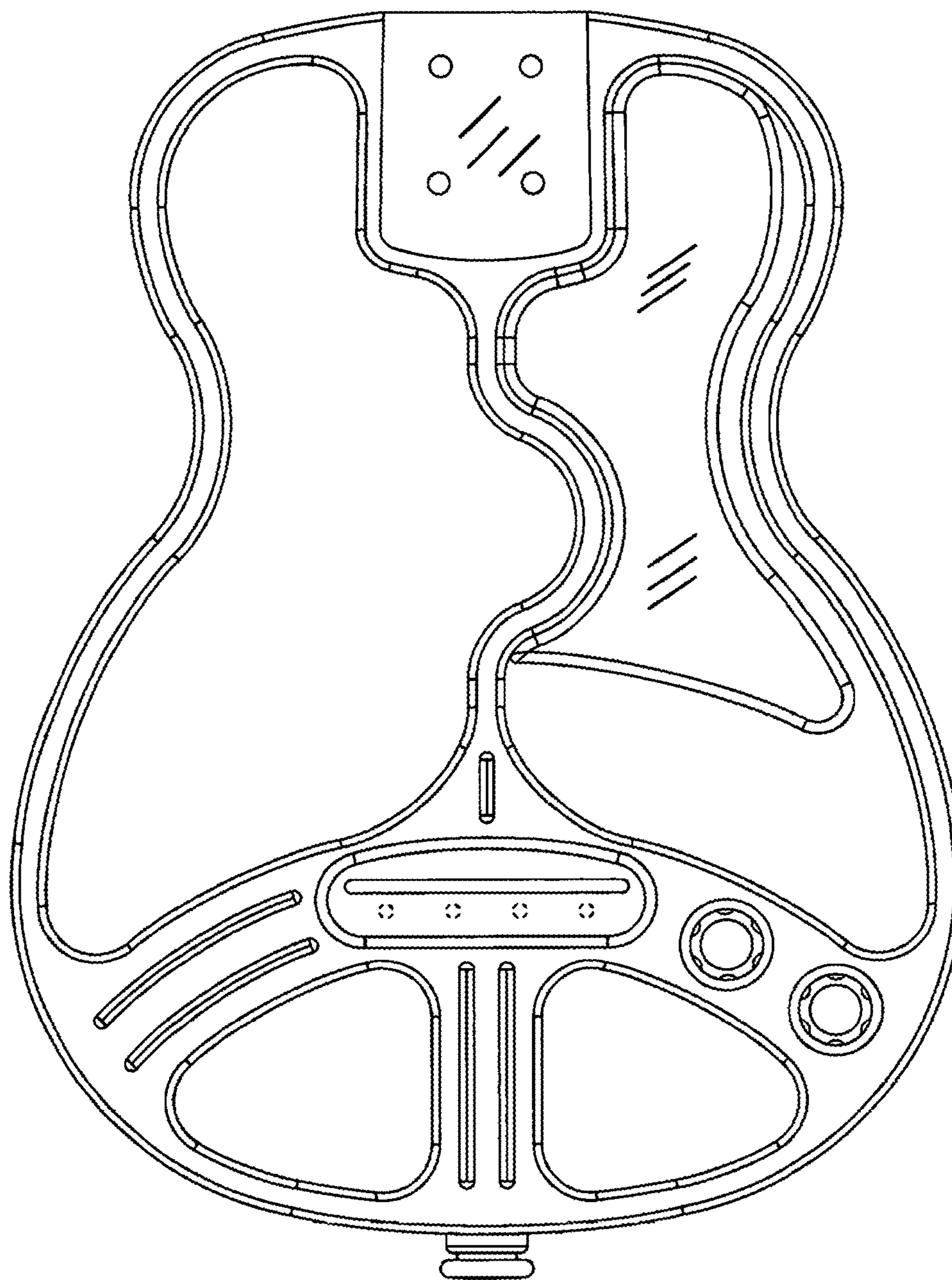


FIG. 6

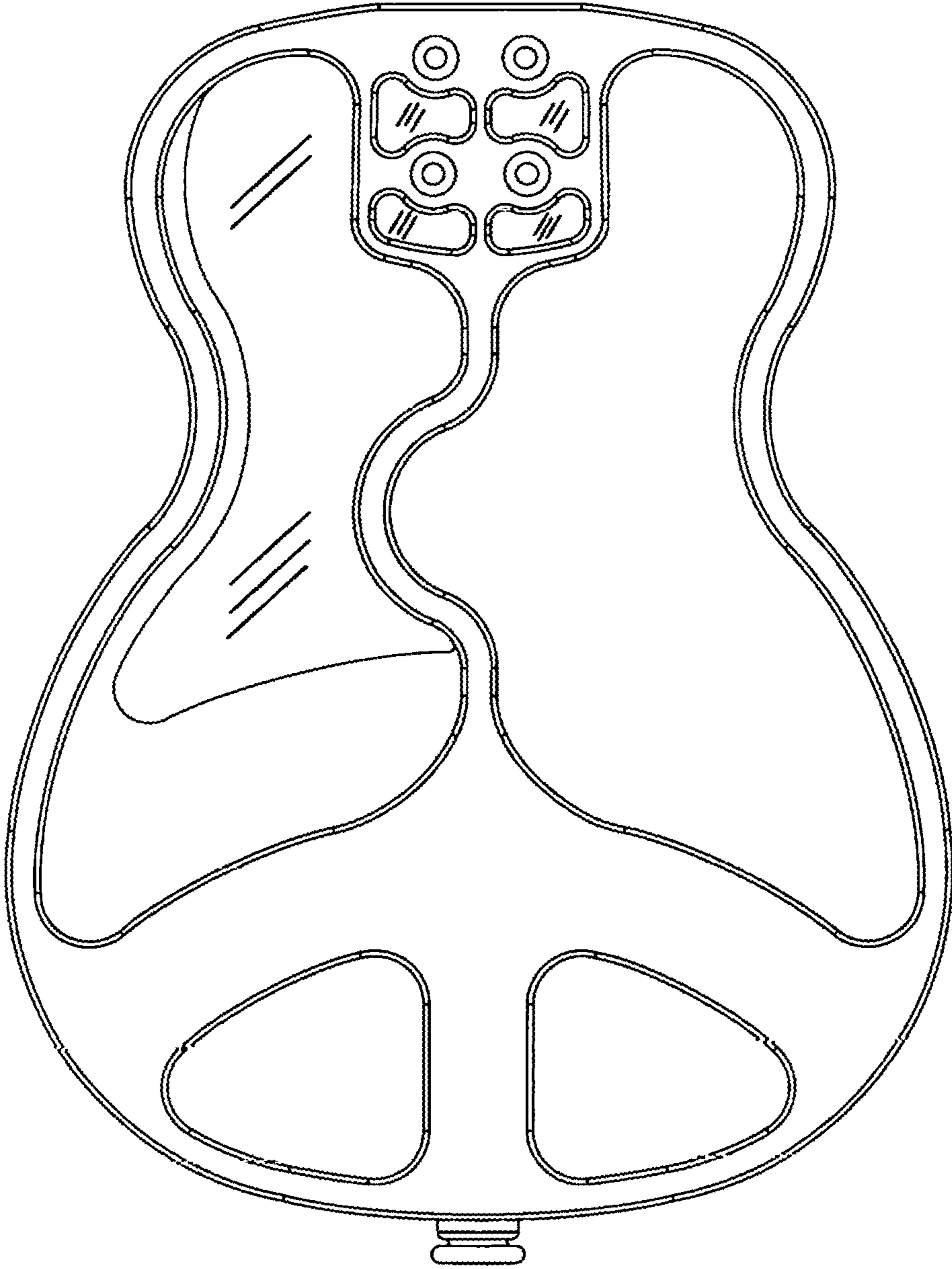


FIG. 7