



US00D833514S

(12) **United States Design Patent**
Renon

(10) **Patent No.:** **US D833,514 S**

(45) **Date of Patent:** **** Nov. 13, 2018**

(54) **HINGE AND TEMPLE FOR EYEGLASSES**

(71) Applicant: **LUXOTTICA S.R.L.**, Agordo
(Belluno) (IT)

(72) Inventor: **Claudio Renon**, Voltago Agordino (IT)

(73) Assignee: **LUXOTTICA S.R.L.**, Agordo (IT)

(**) Term: **15 Years**

(21) Appl. No.: **29/568,149**

(22) Filed: **Jun. 15, 2016**

Related U.S. Application Data

(62) Division of application No. 29/475,260, filed on Dec. 2, 2013, now Pat. No. Des. 761,347.

(30) **Foreign Application Priority Data**

Jun. 3, 2013 (EM) 001373047

(51) **LOC (11) Cl.** **16-06**

(52) **U.S. Cl.**
USPC **D16/334**

(58) **Field of Classification Search**

USPC D16/101, 300-342, 900; D29/109-110;
D21/483, 659-661; D14/372; 351/41,
351/44, 45-48, 51-52, 62, 158, 92,
351/103-123, 140-153, 63, 59; 2/13, 15,
2/426-432, 447-449, 441, 434-437
CPC G02C 2200/08; G02C 1/06; G02C 5/14;
G02C 11/02; G02C 11/04; G02C 5/16;
G02C 2200/22; G02C 5/146; G02C
5/2254; G02C 5/008; G01C 5/16; A61M
2021/0044; A63B 33/002

See application file for complete search history.

(56) **References Cited**

U.S. PATENT DOCUMENTS

D90,354 S * 7/1933 Bouchard 351/153
D91,543 S * 2/1934 Reynolds D16/334

D92,196 S * 5/1934 Pappert 351/140
D107,106 S * 11/1937 Taylor D16/334
D109,772 S * 5/1938 Splaine D16/334
D119,893 S * 4/1940 Rohrbach D16/334
2,628,531 A 2/1953 Wright et al.
4,351,086 A 9/1982 Drlik
D285,452 S 9/1986 Tabacchi
4,674,147 A 6/1987 Drlik
5,115,540 A 5/1992 Delorme
D351,396 S 10/1994 Conway

(Continued)

OTHER PUBLICATIONS

New Persol Arrow, announced Nov. 2, 2016, [online], [site visited Mar. 9, 2014]. Available from Internet, <URL:http://www.luxottica.com/en/search/site/hinge> (Year: 2016).*

Primary Examiner — Michelle E. Wilson

Assistant Examiner — Sanjeev Paul

(74) *Attorney, Agent, or Firm* — Pearne & Gordon LLP

(57) **CLAIM**


The ornamental design for a hinge and temple for eyeglasses, as shown and described.

DESCRIPTION

FIG. 1 is a perspective view of a hinge and temple for eyeglasses, showing my new design;
FIG. 2 is an enlarged view of the hinge shown in FIG. 1;
FIG. 3 is a front view of the hinge and temple for eyeglasses of FIG. 1;
FIG. 4 is a right side view thereof, the left side view being a mirror view of it;
FIG. 5 is a top view thereof;
FIG. 6 is a bottom view thereof; and,
FIG. 7 is a rear view thereof.

The portions of the eyeglass and frame that are shown in broken lines form no part of the claimed design.

1 Claim, 4 Drawing Sheets



(56)

References Cited

U.S. PATENT DOCUMENTS

D384,365	S	*	9/1997	Keith	D16/334
5,984,472	A		11/1999	Kobayashi	
D420,380	S	*	2/2000	Simioni	D16/335
6,116,733	A		9/2000	Krumme et al.	
6,163,926	A		12/2000	Watanabe	
D443,633	S	*	6/2001	Lazarides	D16/327
D458,627	S		6/2002	Desbiez-Piat	
D459,747	S	*	7/2002	Marc	D16/334
D459,748	S	*	7/2002	Marc	D16/334
6,494,573	B1		12/2002	Huang	
D482,384	S	*	11/2003	Frederik Anton Thiele	D16/328
D516,605	S	*	3/2006	Marc	D16/334
7,249,845	B2		7/2007	Fiehn	
D553,179	S	*	10/2007	Irvine	D16/334
D555,709	S	*	11/2007	Chen	D16/334
8,128,219	B2		3/2012	Montagner	
D689,117	S	*	9/2013	Ho	D16/323
D701,558	S	*	3/2014	Lai	D16/334
8,820,922	B2		9/2014	Haffmans et al.	
D721,397	S		1/2015	Feldman	
D741,943	S	*	10/2015	Keplinger	D16/315
D753,756	S	*	4/2016	Renon	D16/323
D767,015	S	*	9/2016	Chim	D16/323
D778,979	S	*	2/2017	Buffa	D16/315
D783,082	S	*	4/2017	Sallard	D16/335
2005/0225717	A1		10/2005	Reane	
2013/0000077	A1		1/2013	Thompson	

* cited by examiner




FIG. 1

FIG. 2

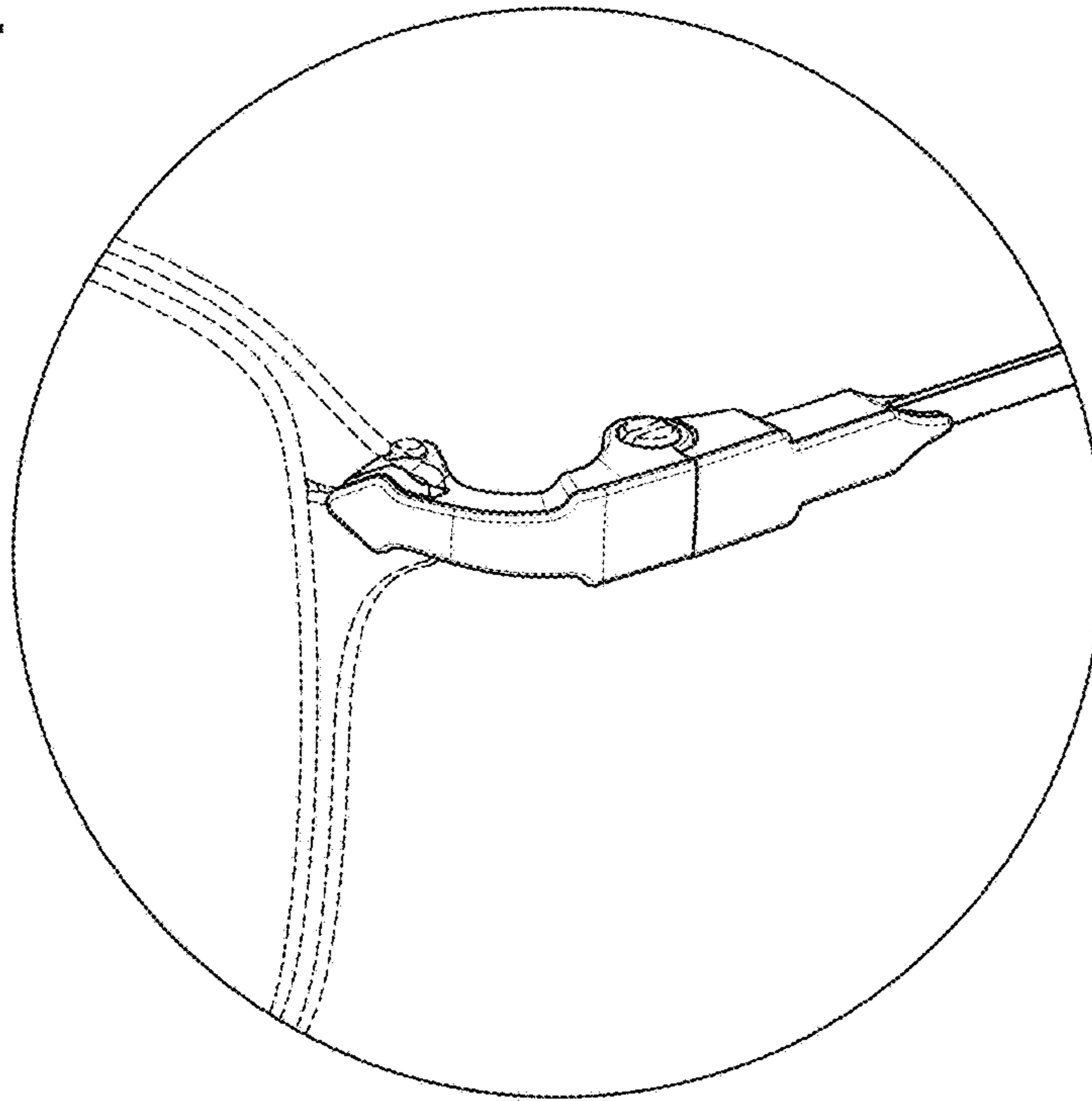


FIG. 3




FIG. 4

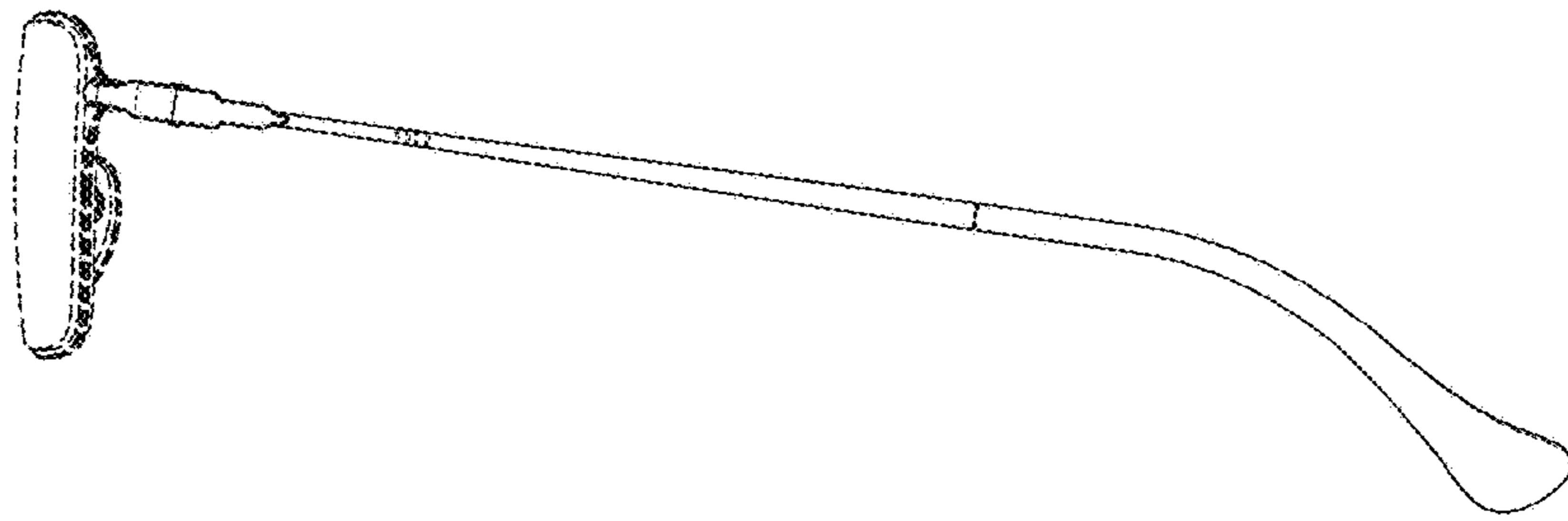


FIG. 5

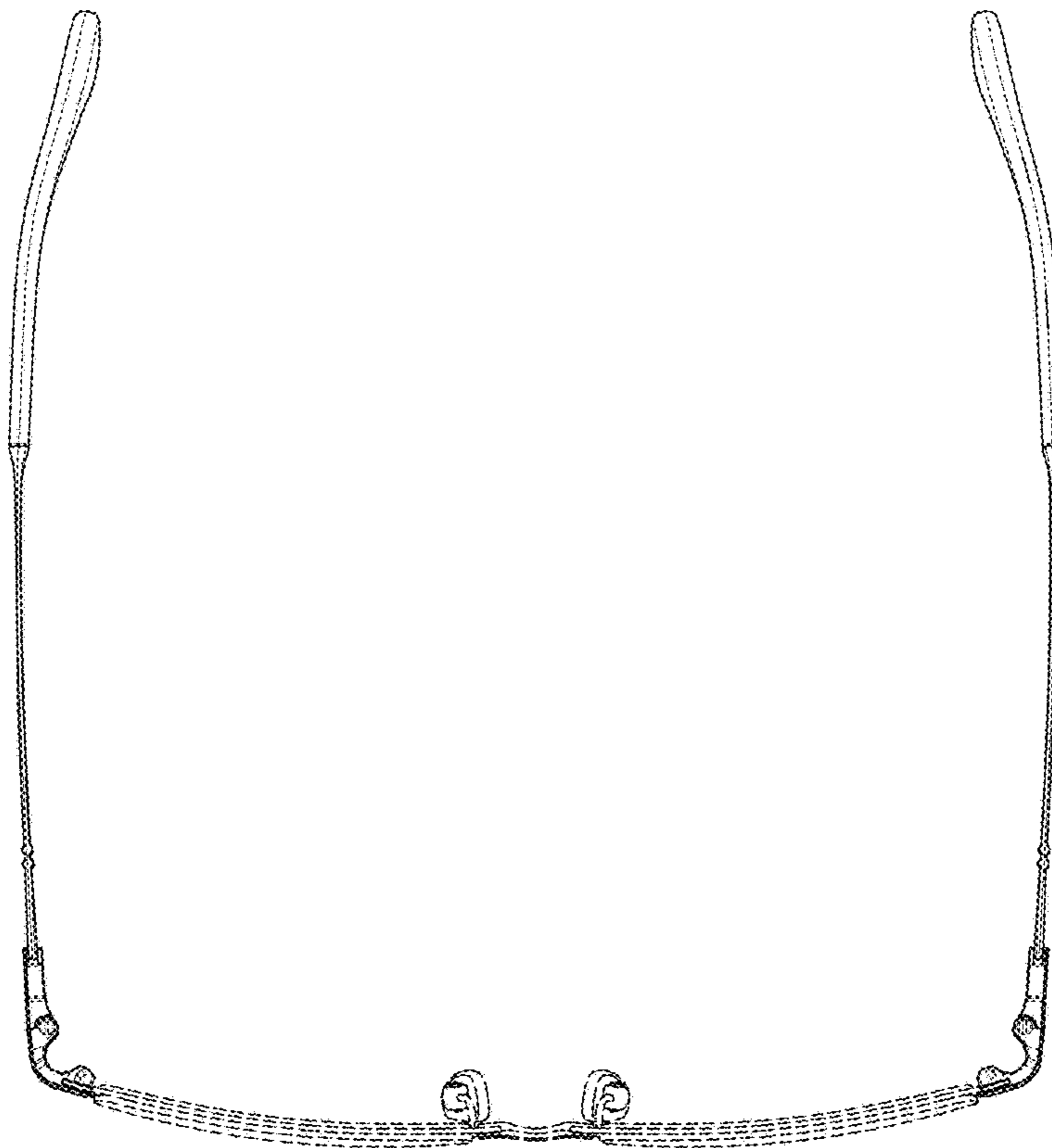


FIG. 6

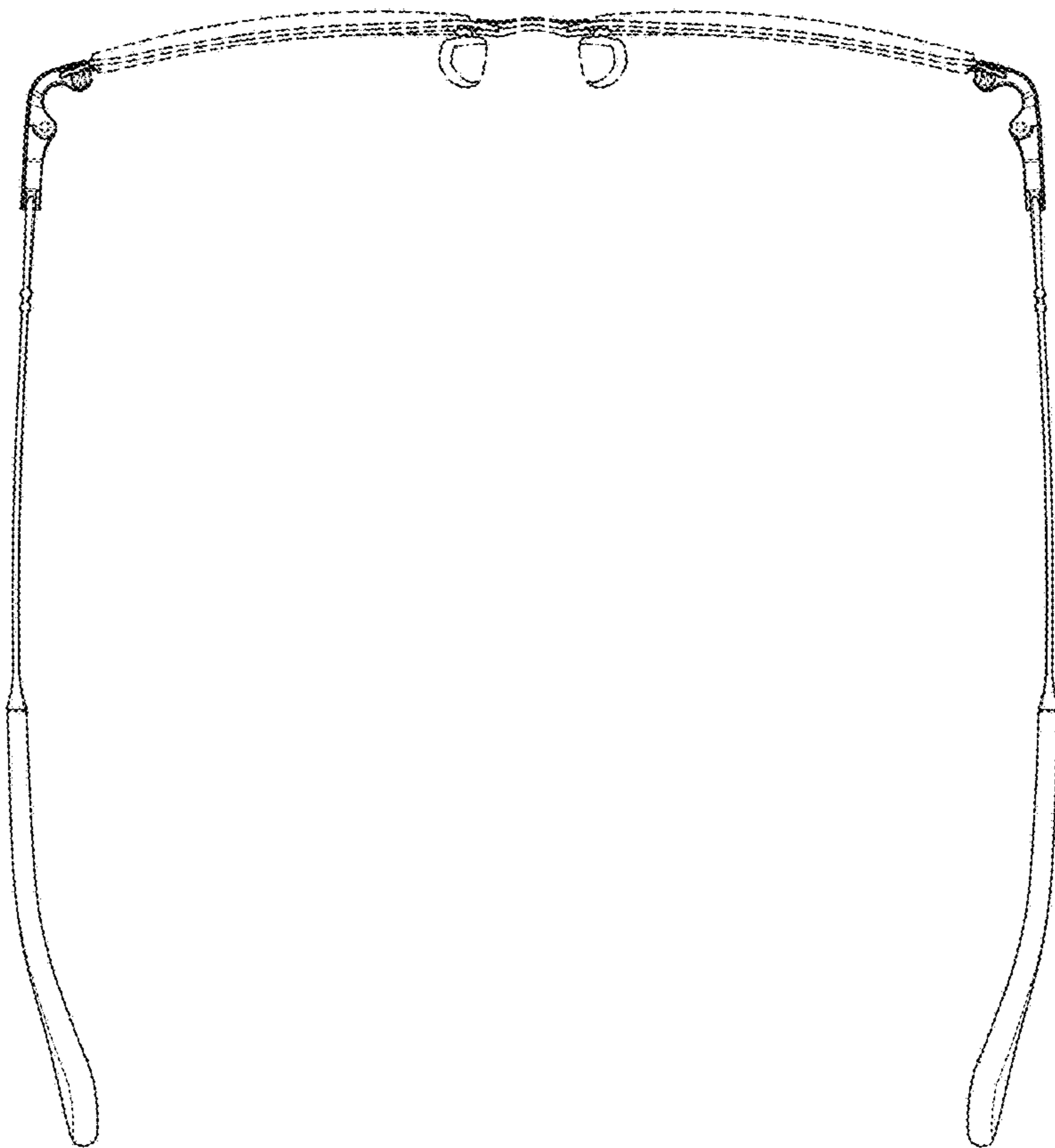


FIG. 7

