



US00D833489S

(12) **United States Design Patent** (10) **Patent No.:** **US D833,489 S**
Ishizaki et al. (45) **Date of Patent:** **** Nov. 13, 2018**

(54) **INGOT MOLD**

(71) Applicant: **IHI CORPORATION**, Koto-ku (JP)

(72) Inventors: **Masato Ishizaki**, Koto-ku (JP);
Tsutomu Murakami, Koto-ku (JP);
Akira Kobiki, Koto-ku (JP)

(73) Assignee: **IHI CORPORATION**, Koto-ku (JP)

(**) Term: **15 Years**

(21) Appl. No.: **29/605,139**

(22) Filed: **May 30, 2017**

Related U.S. Application Data

(62) Division of application No. 35/500,765, filed on Oct. 1, 2015 (U.S. filing date under 35 U.S.C. 384), and having an international filing date of Oct. 1, 2015, now Pat. No. Des. 809,575.

(30) **Foreign Application Priority Data**

Apr. 3, 2015 (EM) 2015-007601
Apr. 3, 2015 (EM) 2015-007602
Apr. 3, 2015 (EM) 2015-007603
Apr. 3, 2015 (EM) 2015-007604

(51) **LOC (11) Cl.** **15-09**

(52) **U.S. Cl.**
USPC **D15/136**
CPC **B22C 1/00** (2013.01)

(58) **Field of Classification Search**
USPC D15/135, 136; D7/354-357, 368-369,
D7/410, 672-677; 249/117-120, DIG. 1;
425/318, 503, 298-300; 426/104; 427/7;
99/375-383
CPC B22D 13/101; B22C 1/00; B22C 7/02;
B22C 9/00; B22C 9/04
See application file for complete search history.

(56) **References Cited**

U.S. PATENT DOCUMENTS

3,778,018	A *	12/1973	Abalo	A23G 1/208
					249/119
D271,878	S *	12/1983	Farhi	D15/136
D291,700	S *	9/1987	Farhi	D15/136
D291,701	S *	9/1987	Farhi	D15/136
D315,849	S *	4/1991	Brunner	D7/672
D342,267	S *	12/1993	Scholtz	D15/136
D356,513	S *	3/1995	Burkholder, II	D10/62
5,443,856	A *	8/1995	Akutagawa	A23G 3/0273
					249/127
D377,181	S *	1/1997	Hupp	D15/136
D448,249	S *	9/2001	DeCastro	D7/605
D552,434	S *	10/2007	Laib	D7/677
7,752,758	B2 *	7/2010	Gelardi	B65D 83/0463
					206/528
D621,858	S *	8/2010	Berger	D15/136
D661,541	S *	6/2012	Braden	D7/354
D667,681	S *	9/2012	Carsten	D7/354
D672,212	S *	12/2012	Augis	D7/672

(Continued)

Primary Examiner — Richard E Chilcot
(74) *Attorney, Agent, or Firm* — Oblon, McClelland,
Maier & Neustadt, L.L.P.

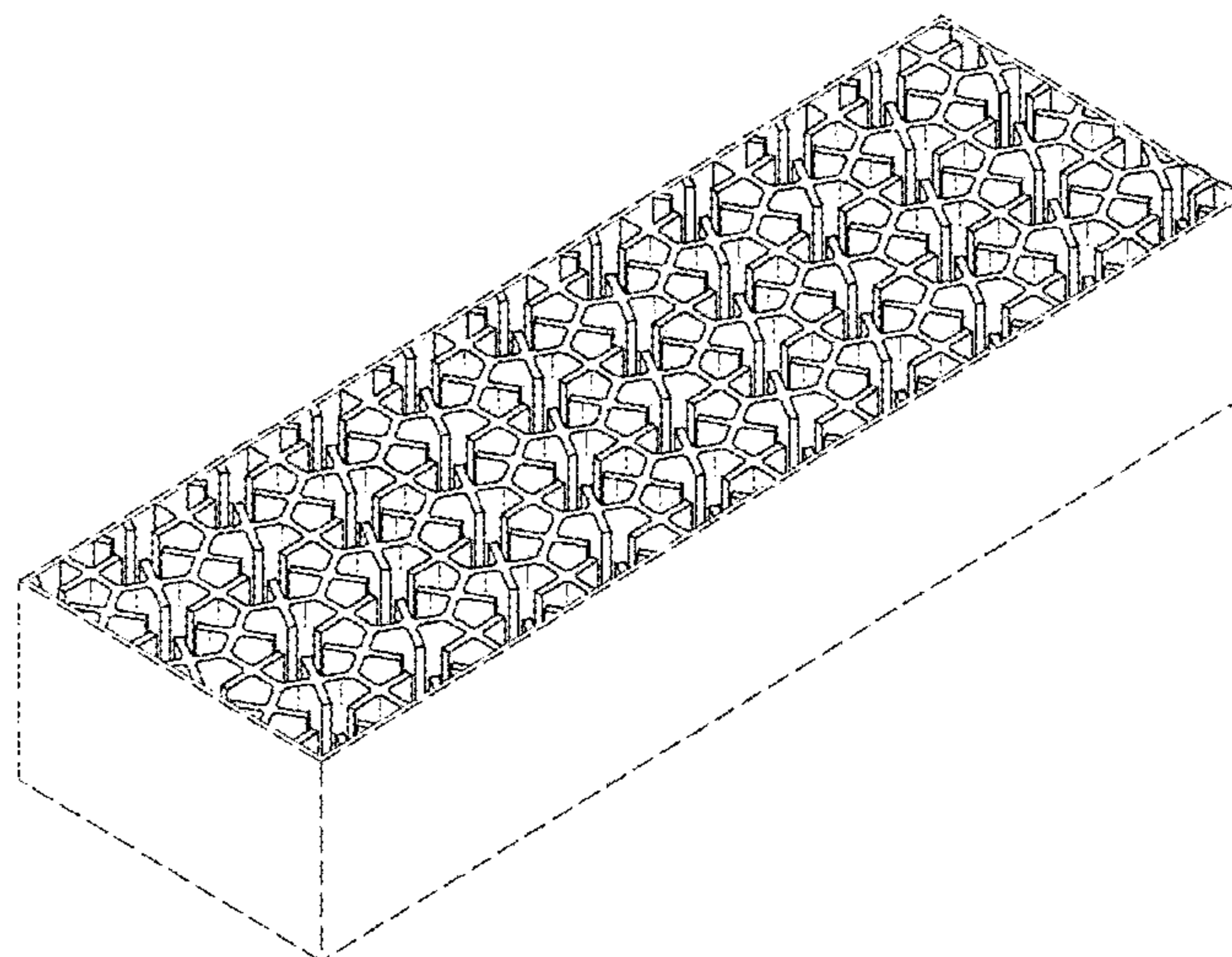
(57) **CLAIM**

The ornamental design for an ingot mold, as shown and described.

DESCRIPTION

FIG. 1 is a bottom, front, and right side perspective view of an ingot mold;
FIG. 2 is a front elevational view thereof;
FIG. 3 is a rear elevational view thereof;
FIG. 4 is a top plan view thereof;
FIG. 5 is a bottom plan view thereof;
FIG. 6 is a left side elevational view thereof; and,
FIG. 7 is a right side elevational view thereof.
The broken lines are for illustrative purpose only and form no part of the claimed designs.

1 Claim, 7 Drawing Sheets



(56)

References Cited

U.S. PATENT DOCUMENTS

D673,432 S *	1/2013	Augis	D7/672
8,438,737 B2 *	5/2013	Lo	B26B 3/04
			30/114
D705,634 S *	5/2014	Furey	D8/72
D724,904 S *	3/2015	Chinon	D7/672

* cited by examiner

FIG. 1

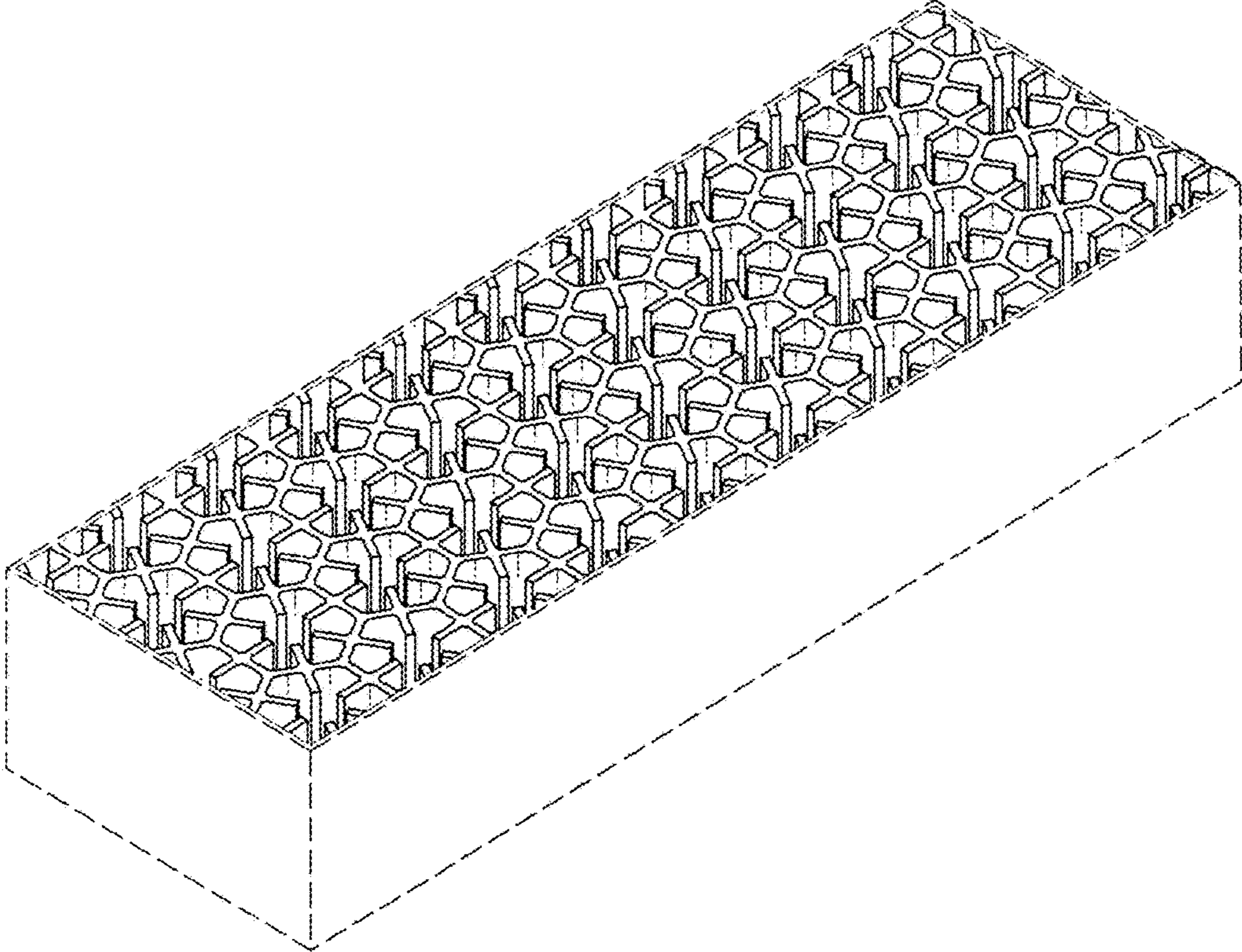


FIG. 2



FIG. 3



FIG. 4



FIG. 5

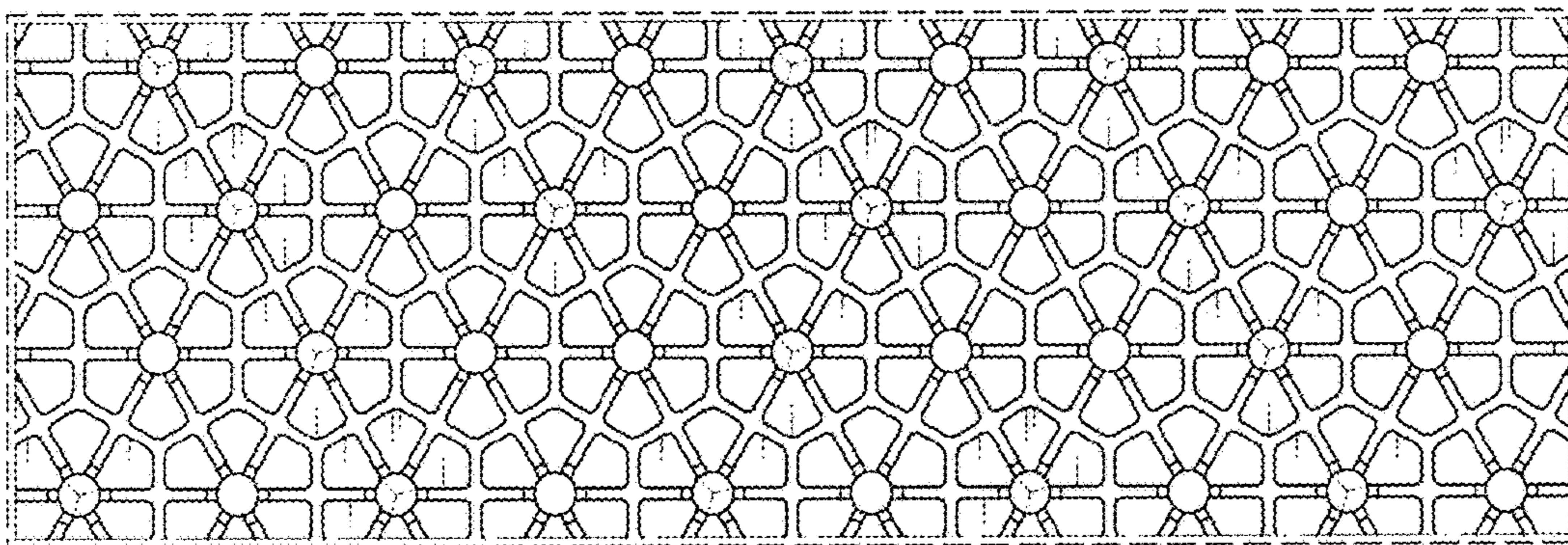


FIG. 6



FIG. 7

