



US00D833480S

(12) **United States Design Patent**  
**Kim et al.**

(10) **Patent No.:** **US D833,480 S**

(45) **Date of Patent:** **\*\* Nov. 13, 2018**

(54) **DISPLAY SCREEN OR PORTION THEREOF INCLUDING A GRAPHICAL USER INTERFACE**

(71) Applicant: **SAMSUNG ELECTRONICS CO., LTD.**, Suwon-si (KR)

(72) Inventors: **Jimin Kim**, Mountain View, CA (US);  
**Jonathan P. Gaiser**, Mountain View, CA (US)

(73) Assignee: **SAMSUNG ELECTRONICS CO., LTD.**, Suwon-si (KR)

(\*\*) Term: **15 Years**

(21) Appl. No.: **29/591,825**

(22) Filed: **Jan. 24, 2017**

(51) **LOC (11) Cl.** ..... **14-04**

(52) **U.S. Cl.**  
USPC ..... **D14/489**

(58) **Field of Classification Search**  
USPC ..... D14/485–495  
CPC .... G06F 3/048; G06F 3/0481; G06F 3/04817;  
G06F 3/0482; G06F 3/0483; G06F  
3/04842; G06F 3/0485; G06F 3/04855;  
G06F 3/0486; G06F 3/0488; G06F  
3/04886; G06F 9/4443; G06F 17/211;  
G06F 17/212

See application file for complete search history.

(56) **References Cited**

U.S. PATENT DOCUMENTS

D684,182 S \* 6/2013 Phelan ..... D14/489  
D727,962 S \* 4/2015 Moon ..... D14/492

D732,578 S \* 6/2015 Seo ..... D14/489  
D741,369 S \* 10/2015 Varga ..... D14/492  
D745,051 S \* 12/2015 Kim ..... D14/491  
D759,720 S \* 6/2016 Choi ..... D14/492  
D762,711 S \* 8/2016 Zhang ..... D14/488  
D763,912 S \* 8/2016 Kim ..... D14/489  
D768,193 S \* 10/2016 Choi ..... D14/491  
D769,940 S \* 10/2016 Cho ..... D14/492  
D770,524 S \* 11/2016 Kim ..... D14/489  
D788,814 S \* 6/2017 Ashley-Rollman ..... D14/489  
D794,071 S \* 8/2017 Kim ..... D14/492

\* cited by examiner

*Primary Examiner* — Kevin K Rudzinski

*Assistant Examiner* — Jack Reickel

(74) *Attorney, Agent, or Firm* — Sughrue Mion, PLLC

(57) **CLAIM**

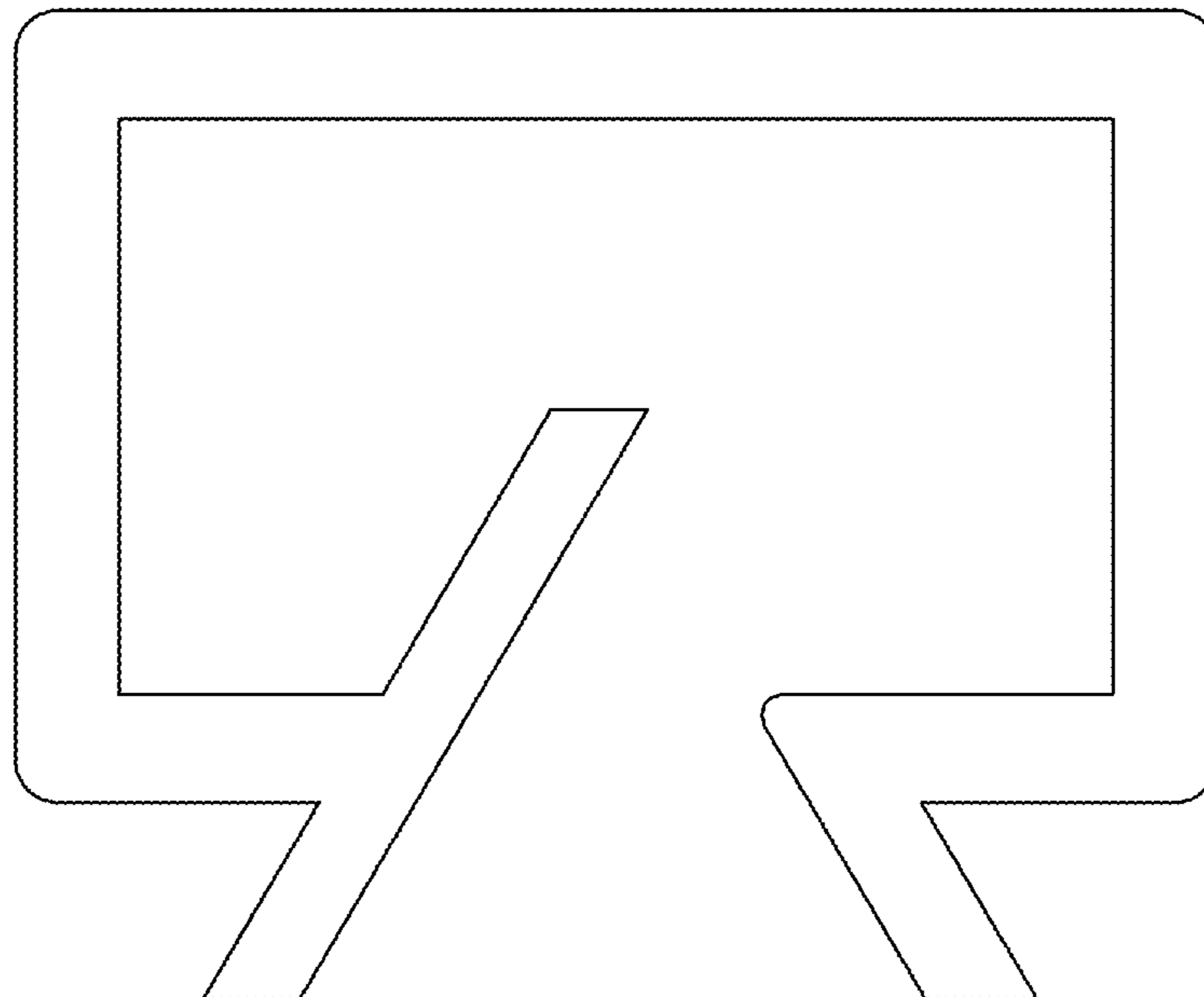
The ornamental design for a display screen or portion thereof including a graphical user interface, as shown and described.

**DESCRIPTION**

FIG. 1 is front view of the display screen or portion thereof including a graphical user interface showing our new design; FIG. 2 is a front perspective view thereof; and, FIG. 3 is an enlarged view of an icon shown on graphical user interface.

The broken line showing of a display screen including a graphical user interface is included for the purpose of illustrating portions of the article and forms no part of the claimed design.

**1 Claim, 3 Drawing Sheets**





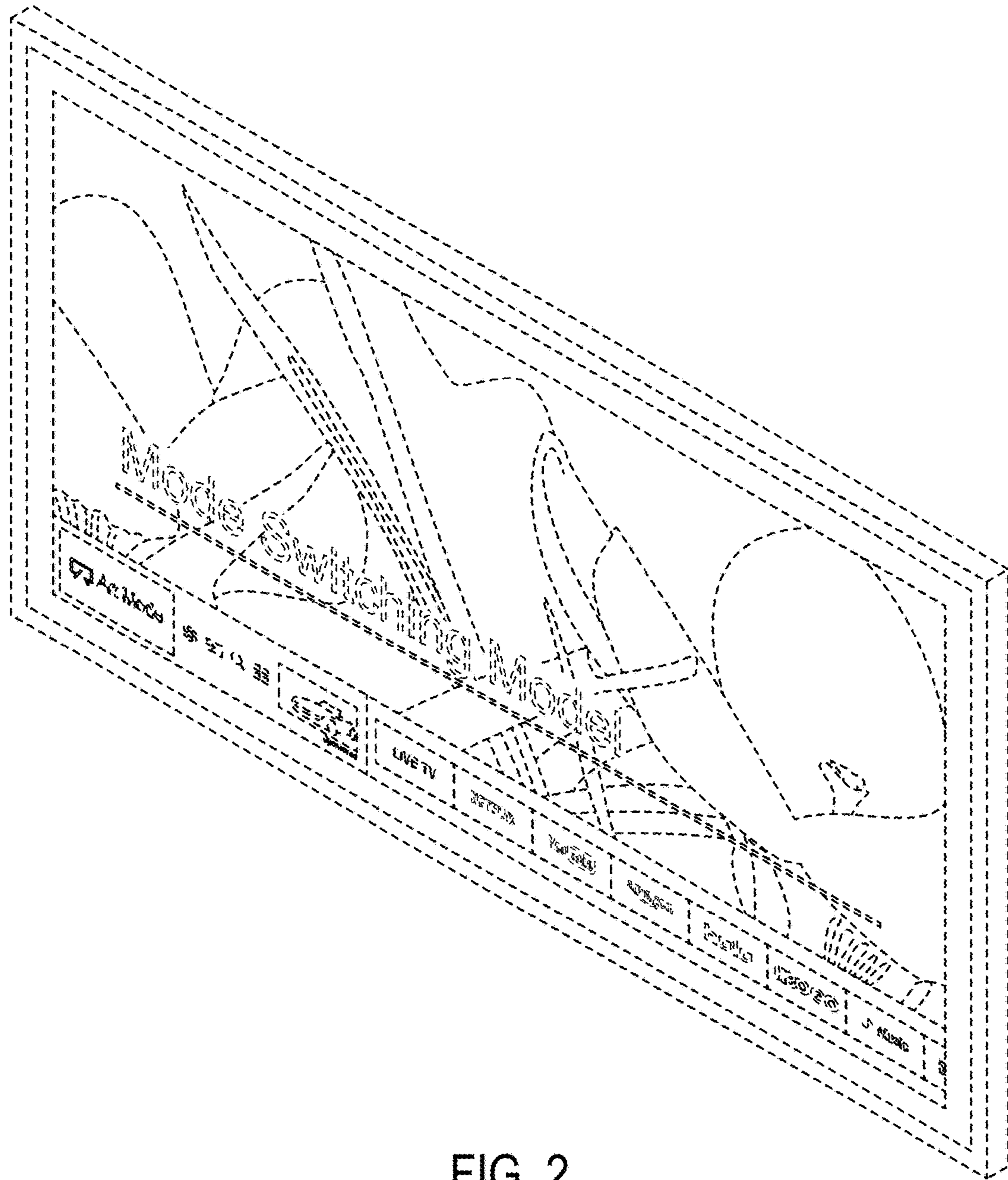


FIG. 2

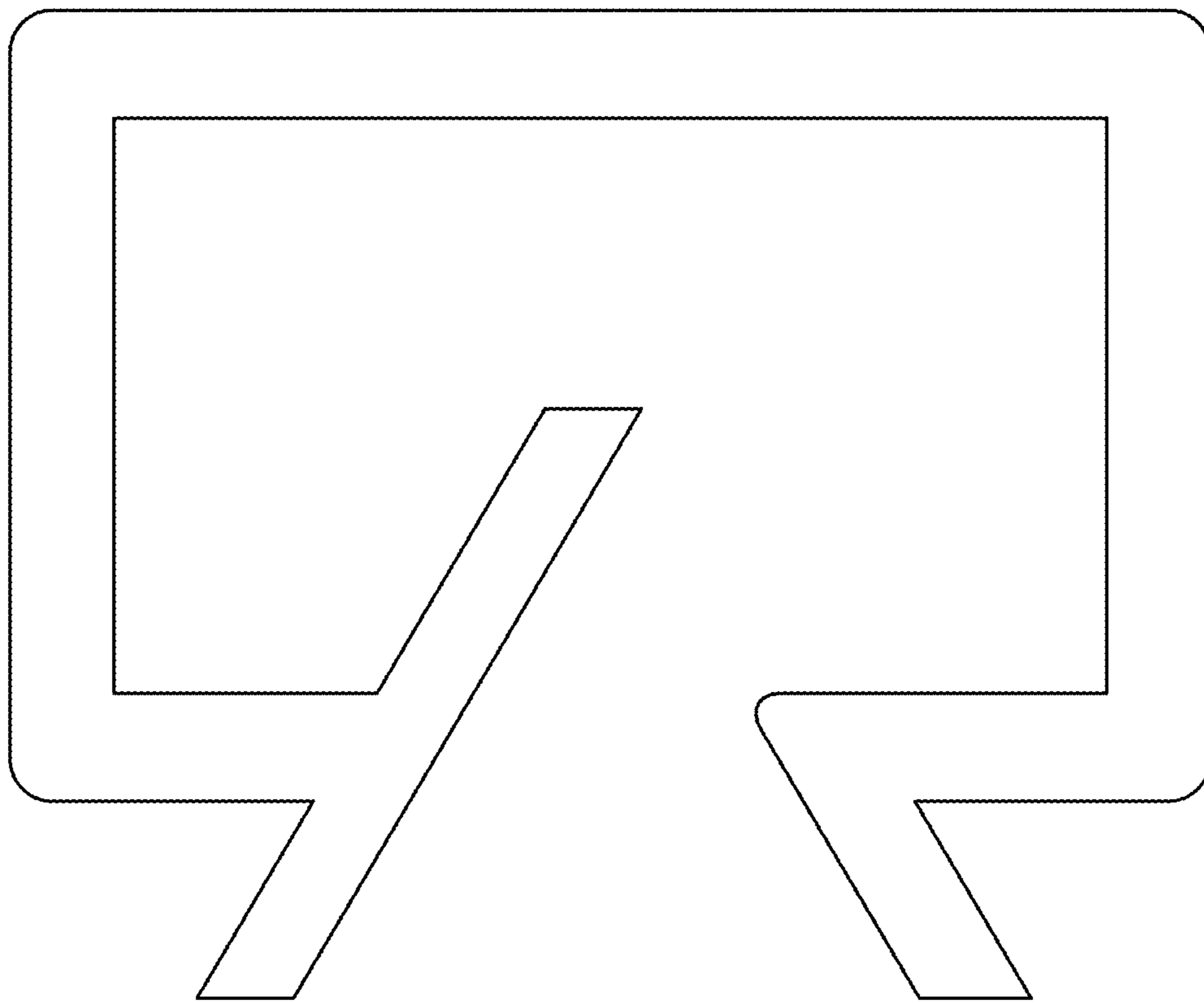


FIG. 3