



US00D833470S

(12) **United States Design Patent**  
**Park et al.**

(10) **Patent No.:** **US D833,470 S**

(45) **Date of Patent:** **\*\* Nov. 13, 2018**

(54) **DISPLAY SCREEN OR PORTION THEREOF WITH TRANSITIONAL GRAPHICAL USER INTERFACE**

(71) Applicant: **Samsung Electronics Co., Ltd.**,  
Suwon-si (KR)

(72) Inventors: **Jinah Park**, Seoul (KR); **Juyoung Kim**, Jeonju-si (KR); **Hyoungjoon Jahng**, Busan (KR)

(73) Assignee: **SAMSUNG ELECTRONICS CO., LTD.**, Suwon-si (KR)

(\*\*) Term: **15 Years**

(21) Appl. No.: **29/606,736**

(22) Filed: **Jun. 7, 2017**

(30) **Foreign Application Priority Data**

Dec. 15, 2016 (KR) ..... 30-2016-0061177

(51) **LOC (11) Cl.** ..... **14-04**

(52) **U.S. Cl.**  
USPC ..... **D14/486**; D14/488

(58) **Field of Classification Search**  
USPC ..... D14/485-488  
CPC ..... G06F 3/048; G06F 3/0482; G06F 3/0485;  
G06F 3/0488; G06F 3/04847; G06F  
15/0266; H04N 1/00477; G06Q 50/01;  
G06Q 10/06; G06Q 10/109; H04L 51/32  
See application file for complete search history.

(56) **References Cited**

**U.S. PATENT DOCUMENTS**

- 5,307,086 A \* 4/1994 Griffin ..... G06Q 10/109  
345/636
- 5,499,334 A \* 3/1996 Staab ..... G06F 3/0481  
715/778
- 5,634,100 A \* 5/1997 Capps ..... G06F 15/0266  
705/7.12

- 7,810,046 B2 \* 10/2010 Hiraoka ..... G06F 17/30398  
715/810
- D657,376 S \* 4/2012 Kim ..... D14/486
- D682,849 S \* 5/2013 Aoshima ..... D14/485
- D737,831 S \* 9/2015 Lee ..... D14/485
- D741,875 S \* 10/2015 Akana ..... D14/485

(Continued)

**FOREIGN PATENT DOCUMENTS**

- EM 002676437-0002 6/2015
- KR 30-0636254 9/2014
- KR 30-0768854 11/2014

*Primary Examiner* — Darlington Ly

*Assistant Examiner* — Katherine A Holbrow

(74) *Attorney, Agent, or Firm* — McAndrews Held & Malloy, Ltd.

(57) **CLAIM**

The ornamental design for a display screen or portion thereof with transitional graphical user interface, as shown and described.


**DESCRIPTION**

FIG. 1 is the first image in a sequence for a display screen or portion thereof with transitional graphical user interface showing our new design; FIG. 2 is the second image thereof; FIG. 3 is the third image thereof; and, FIG. 4 is the fourth image thereof.

The outer perimeter illustrated by a pair of broken lines in the figures illustrates a display screen or portion thereof and forms no part of the claimed design. The remaining broken lines in the drawings illustrate portions of the transitional graphical user interface that form no part of the claimed design.

The appearance of the transitional image sequentially transitions between the images shown in FIGS. 1-4. The process or period in which one image transitions to another image forms no part of the claimed design.

**1 Claim, 4 Drawing Sheets**



(56)

**References Cited**

U.S. PATENT DOCUMENTS

D753,135	S	*	4/2016	Vazquez	.....	D14/485
D753,140	S	*	4/2016	Kouvas	.....	D14/485
D759,057	S	*	6/2016	Looney	.....	D14/485
D764,515	S	*	8/2016	Delia	.....	D14/486
D764,543	S	*	8/2016	Delia	.....	D14/486
D781,901	S	*	3/2017	Gandhi	.....	D14/486
D789,397	S	*	6/2017	Lee	.....	D14/486
D792,889	S	*	7/2017	Petty	.....	D14/485
D811,430	S	*	2/2018	Sugawara	.....	D14/487
2007/0256034	A1	*	11/2007	Hiraoka	.....	G06F 17/30398 715/864
2010/0279741	A1	*	11/2010	Park	.....	G06Q 10/107 455/566
2016/0085424	A1	*	3/2016	Kim	.....	G06F 3/0481 345/661

\* cited by examiner

FIG. 1




FIG. 2

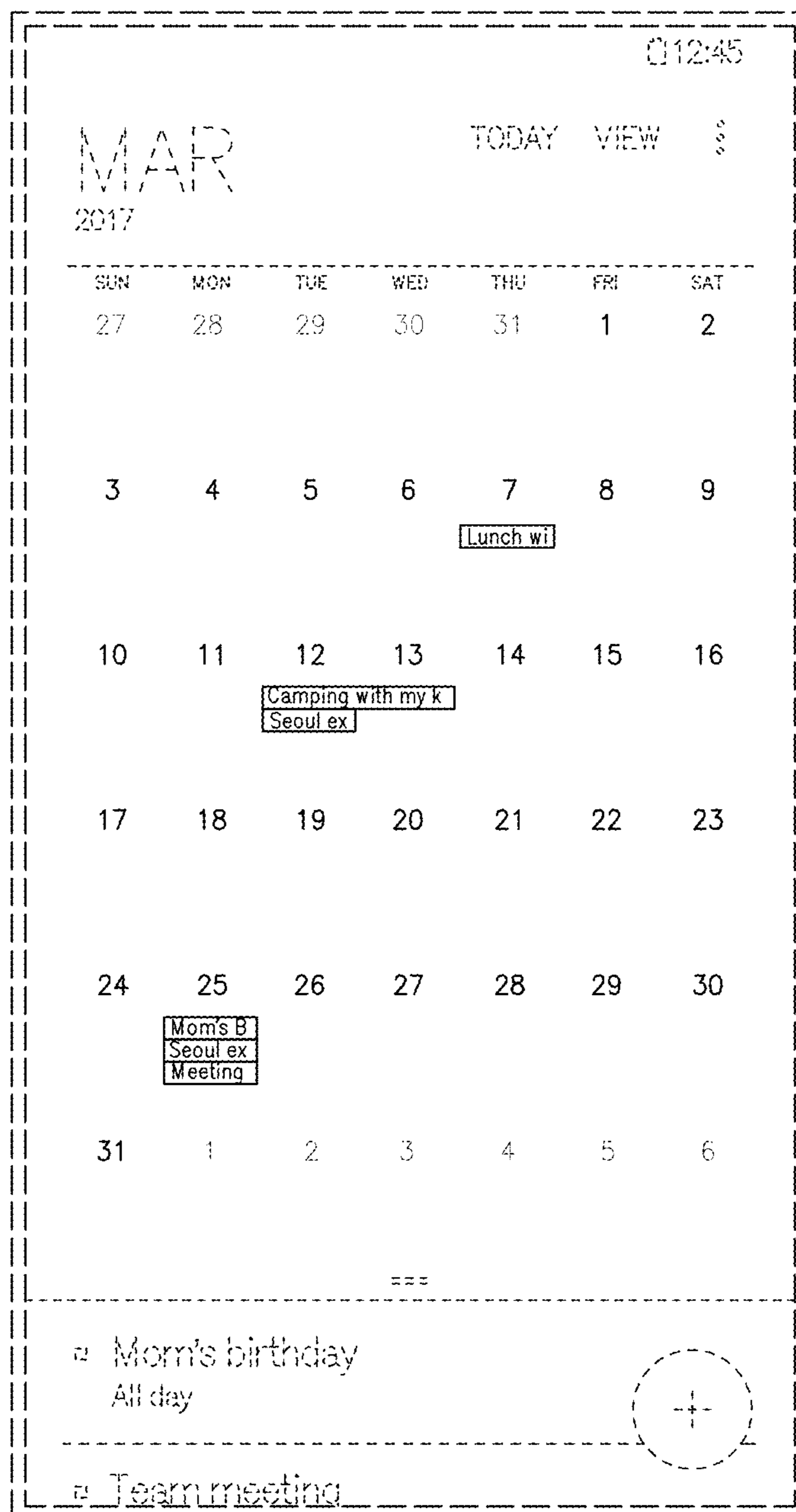


FIG. 3

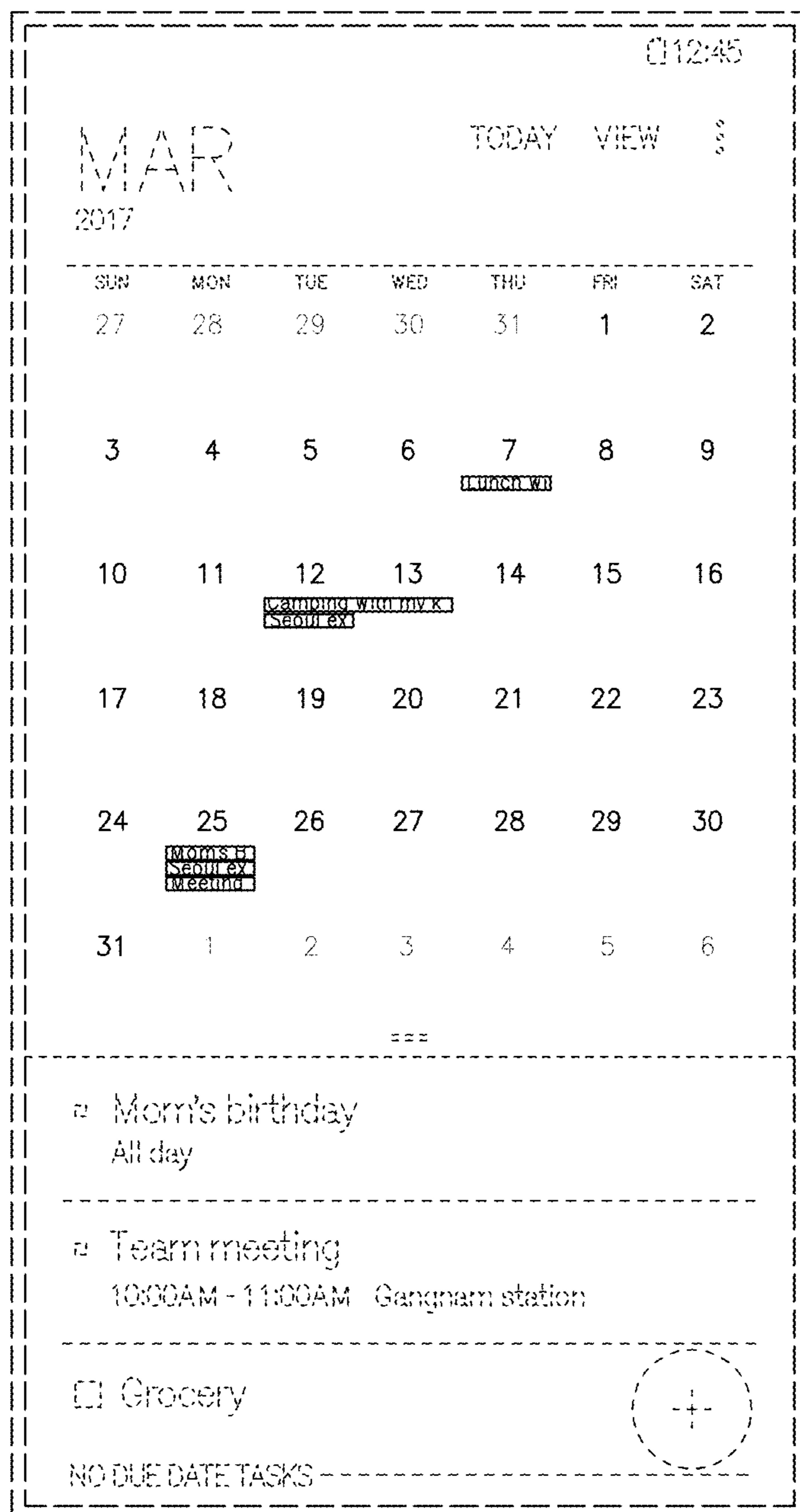


FIG. 4

