



US00D833413S

(12) **United States Design Patent**
Bian et al.

(10) **Patent No.:** **US D833,413 S**

(45) **Date of Patent:** **** Nov. 13, 2018**

(54) **AUDIO AMPLIFIER**

(56) **References Cited**

(71) Applicant: **Head-Direct (Kunshan) Company Limited**, Kunshan (CN)

U.S. PATENT DOCUMENTS

(72) Inventors: **Fang Bian**, Kunshan (CN); **Carol Catalano**, Boston, MA (US); **Peter Castellucci**, Boston, MA (US)

D97,763 S *	12/1935	Erwood	D14/168
2,394,569 A *	2/1946	Strommen	A61B 5/12 331/179
D157,098 S *	1/1950	Stanley	D14/168
D215,294 S *	9/1969	Kalvitis	D13/162
3,882,962 A *	5/1975	Ripple	H04R 1/021 181/148
D238,787 S *	2/1976	Ferrara	D14/340
D244,482 S *	5/1977	Ishida	84/454
D248,854 S *	8/1978	Ripple	181/154
D327,868 S *	7/1992	Oka	D13/110
D363,721 S *	10/1995	Lum	D14/214
D371,787 S *	7/1996	Sohn	D14/188
5,675,557 A *	10/1997	Hubinger	G11B 19/00 369/4
D463,785 S *	10/2002	Lee	D14/214
D467,564 S *	12/2002	Obata	D14/168

(73) Assignee: **Head-Direct (Kunshan) Company Limited**, Kunshan (CN)

(**) Term: **15 Years**

(21) Appl. No.: **29/605,587**

(22) Filed: **May 26, 2017**

(30) **Foreign Application Priority Data**

Dec. 30, 2016 (CN) 2016 3 0660144

(51) **LOC (11) Cl.** **14-03**

(52) **U.S. Cl.**
USPC **D14/188**

(58) **Field of Classification Search**
USPC D14/157, 168, 172, 188, 194, 195, 196,
D14/197, 198, 204, 210, 211, 212, 213,
D14/214, 215, 216, 217, 221, 222, 223,
D14/224, 257, 258

CPC B60R 11/0217; G06F 1/1688; G10K 9/22;
G10K 11/004; H03F 1/327; H04M 1/03;
H04M 1/035; H04N 5/642; H04N
21/4852; H04S 3/00; H04S 7/30; H04R
1/02; H04R 1/06; H04R 1/021; H04R
1/025; H04R 1/026; H04R 1/028; H04R
1/105; H04R 1/323; H04R 1/403; H04R
1/2803; H04R 1/2834; H04R 5/02; H04R
7/20; H04R 9/06; H04R 9/025; H04R
2201/021; H04R 2400/00; H04R 2400/07;
H04R 2499/11; H04R 2499/13; H04R
2499/15

See application file for complete search history.

Primary Examiner — Keli L Hill

Assistant Examiner — Karra S Johnson

(74) *Attorney, Agent, or Firm* — Baker & Hostetler LLP

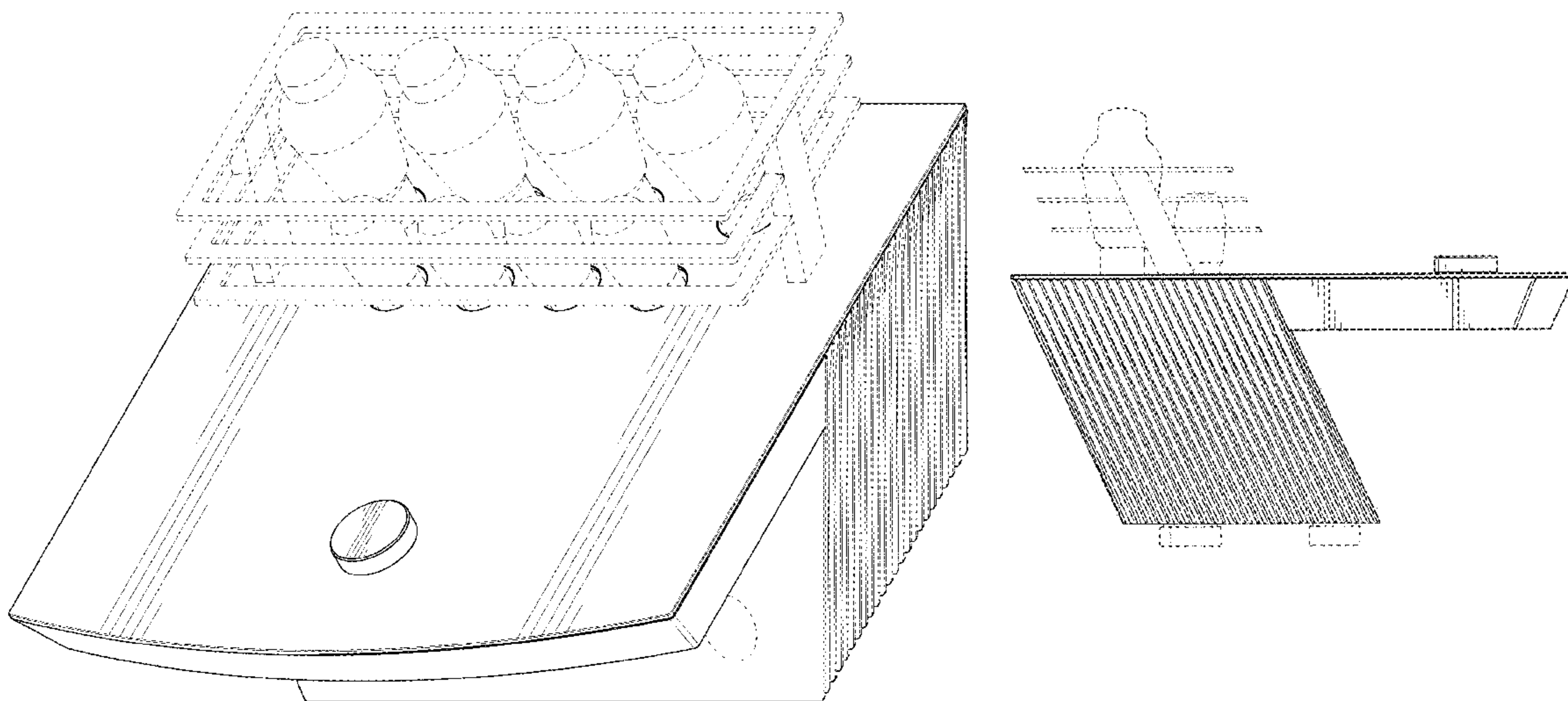
(57) **CLAIM**

We claim the ornamental design for an audio amplifier, as shown and described.

DESCRIPTION

FIG. 1 is a perspective view of an audio amplifier showing our design;
FIG. 2 is a top view thereof;
FIG. 3 is a bottom view thereof;
FIG. 4 is a front view thereof;
FIG. 5 is a rear view thereof;
FIG. 6 is a right side view thereof; and,
FIG. 7 is a left side view thereof.
The broken lines in the figures show portions of the audio amplifier that form no part of the claimed design.

1 Claim, 4 Drawing Sheets



(56)

References Cited

U.S. PATENT DOCUMENTS

D546,348	S	*	7/2007	Yuyama	D14/496
D577,710	S	*	9/2008	Joseph	D14/204
D617,273	S	*	6/2010	Sakai	D13/133
D635,979	S	*	4/2011	Wu	D13/107
D638,423	S	*	5/2011	Anderson	D14/356
D645,840	S	*	9/2011	Silvera	D14/171
D655,307	S	*	3/2012	Maier	D14/496
D656,551	S	*	3/2012	Williamson	D21/325
D681,605	S	*	5/2013	Yagi	D14/204
D682,829	S	*	5/2013	Wu	D14/240
D733,692	S	*	7/2015	Wu	D14/242
D748,597	S	*	2/2016	Boynton	D14/188
D762,613	S	*	8/2016	Garneau	D14/172
D762,778	S	*	8/2016	Knesek	D14/172
D787,605	S	*	5/2017	Bushnell	D14/172
D809,067	S	*	1/2018	Steelman	D21/325
D818,994	S	*	5/2018	Yun	D14/224
D819,593	S	*	6/2018	Lee	D14/197
2014/0133684	A1	*	5/2014	Zha	H04R 1/021 381/345

* cited by examiner

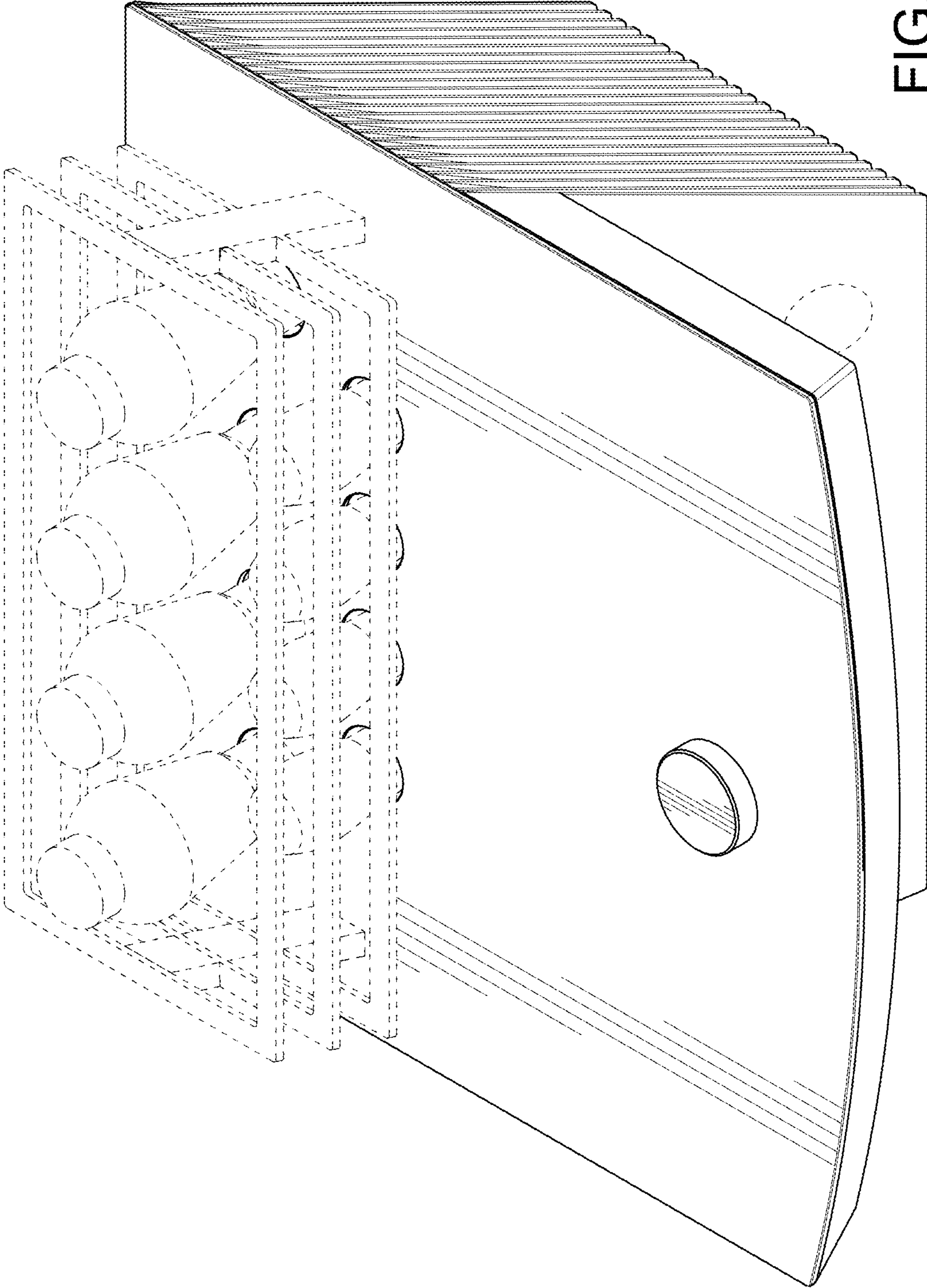


FIG. 1

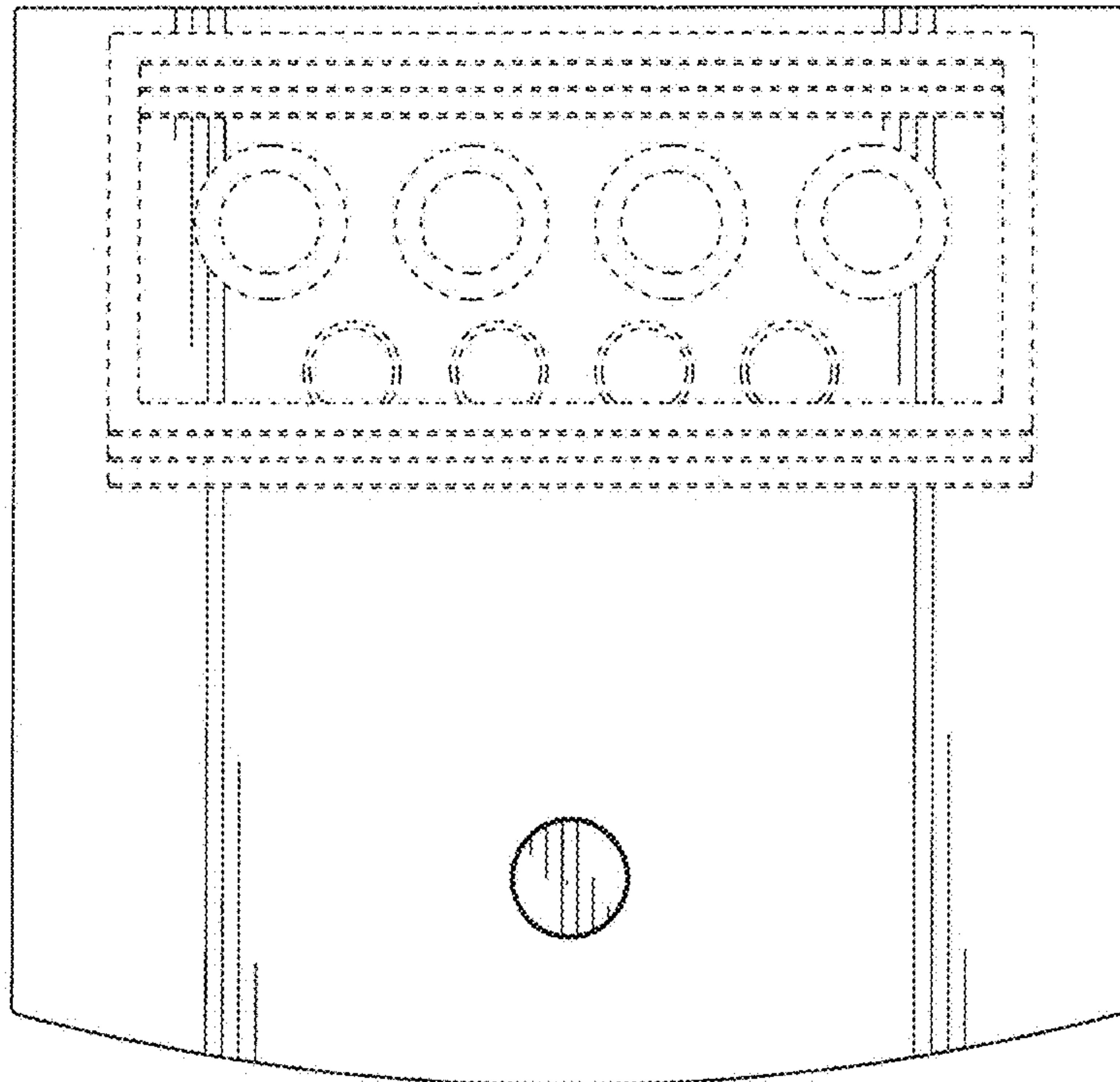


FIG. 2

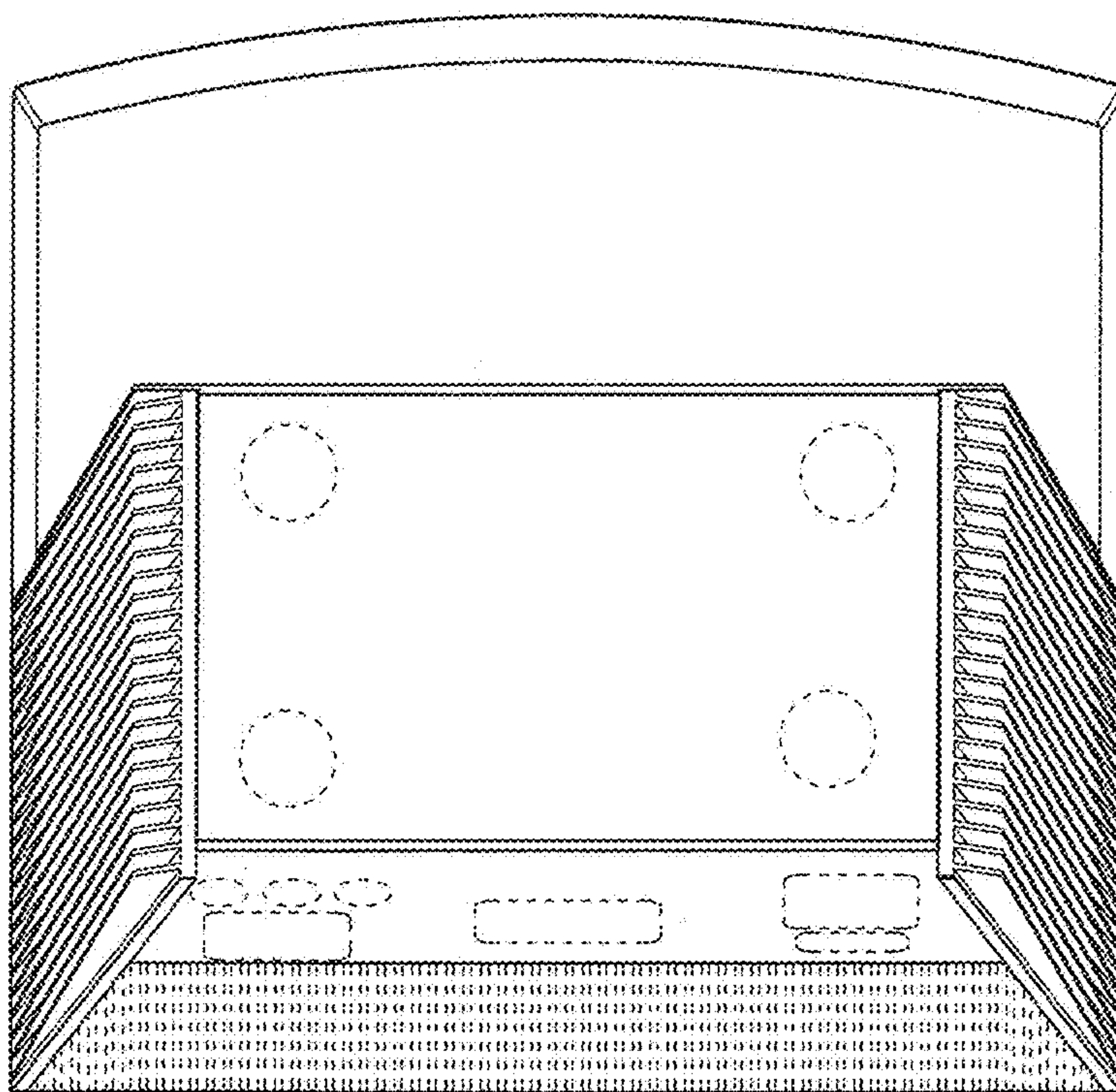


FIG. 3

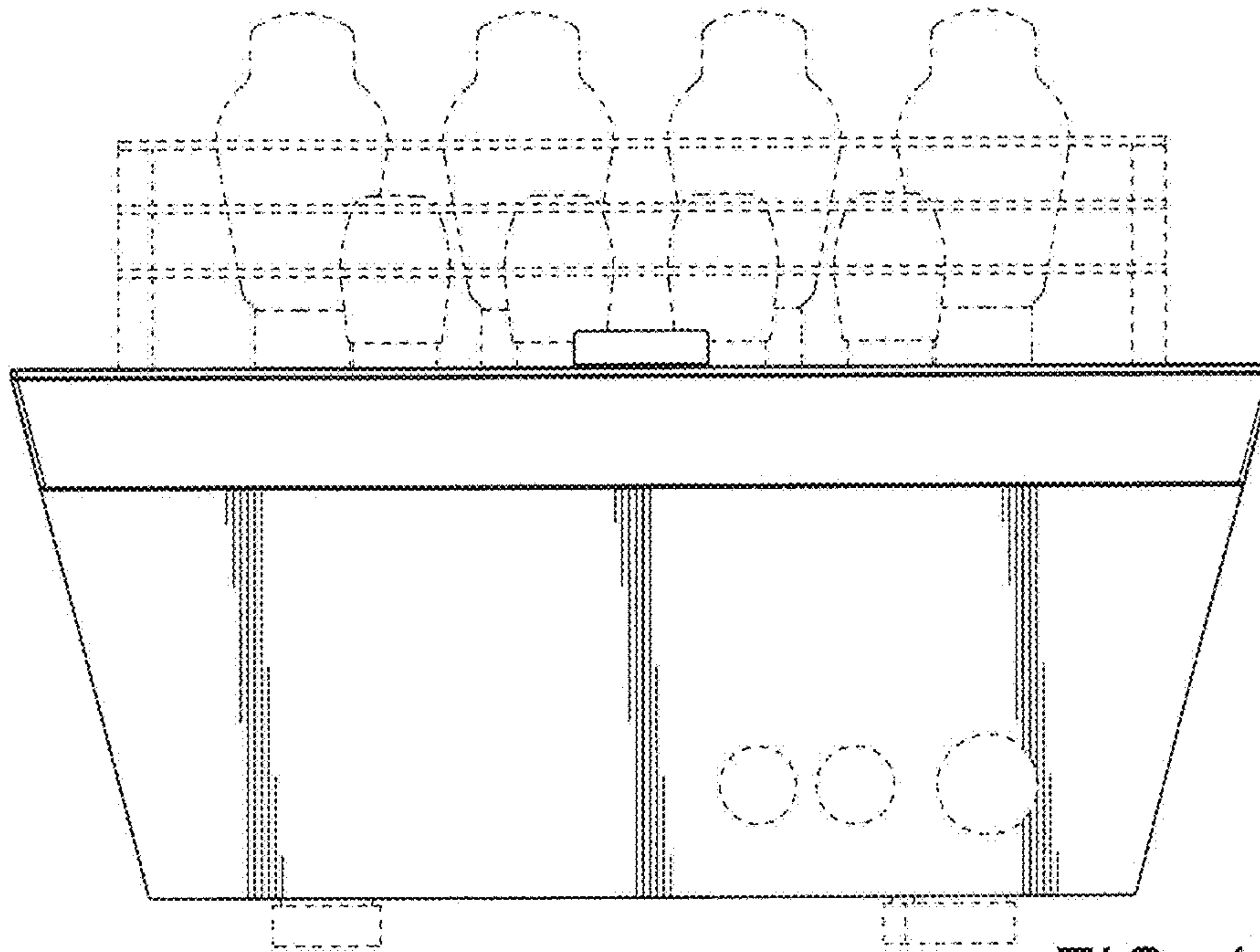


FIG. 4

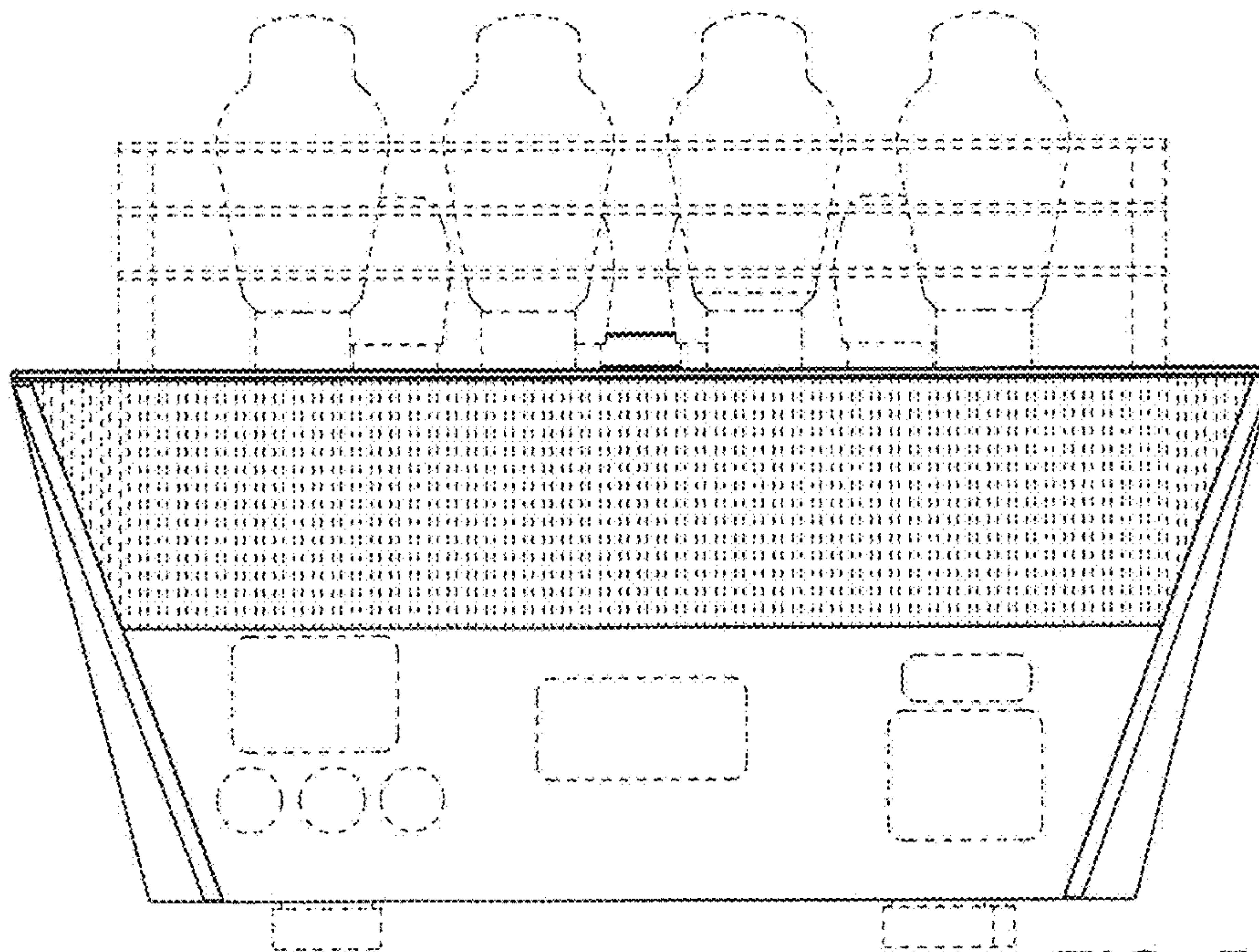


FIG. 5

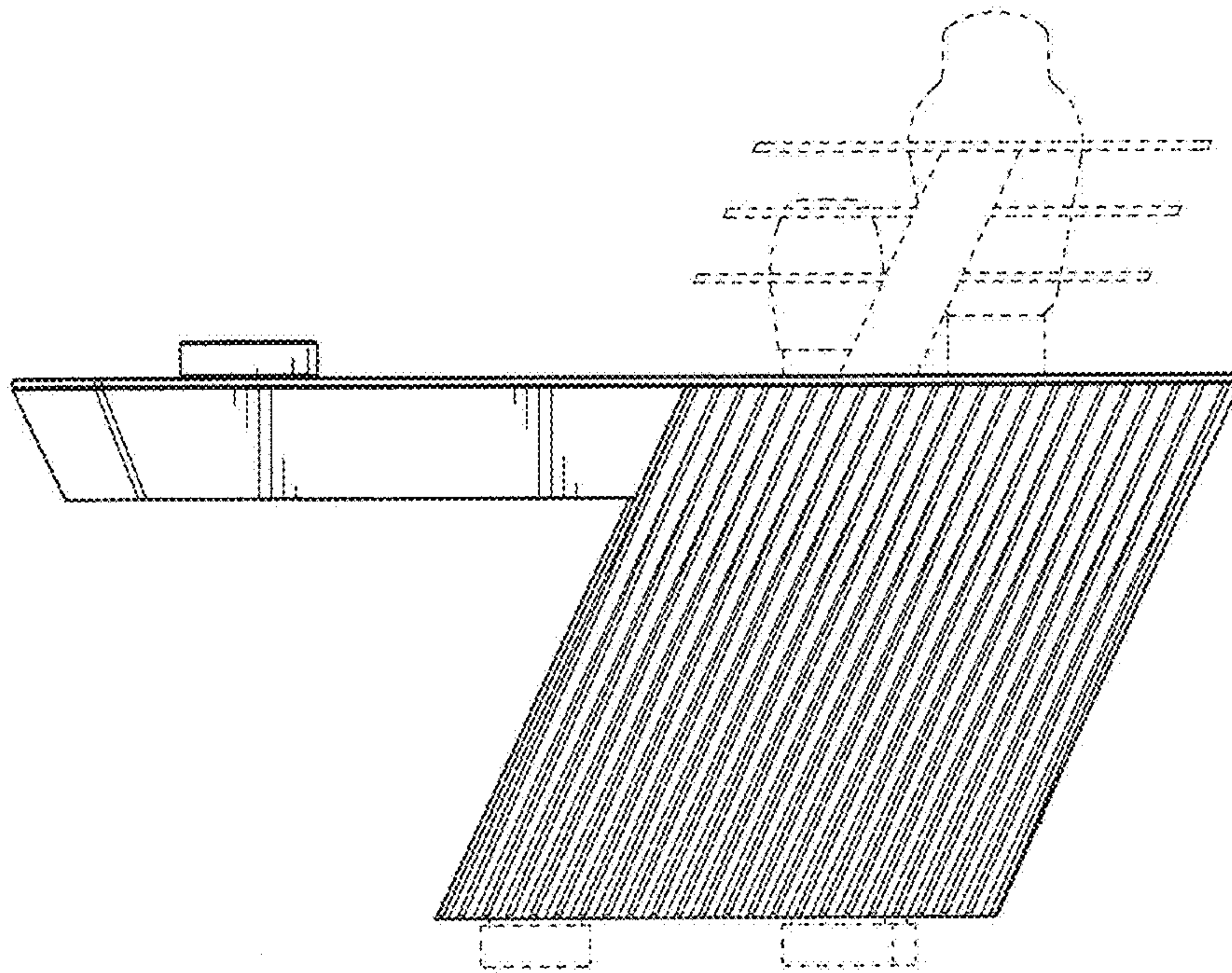


FIG. 6

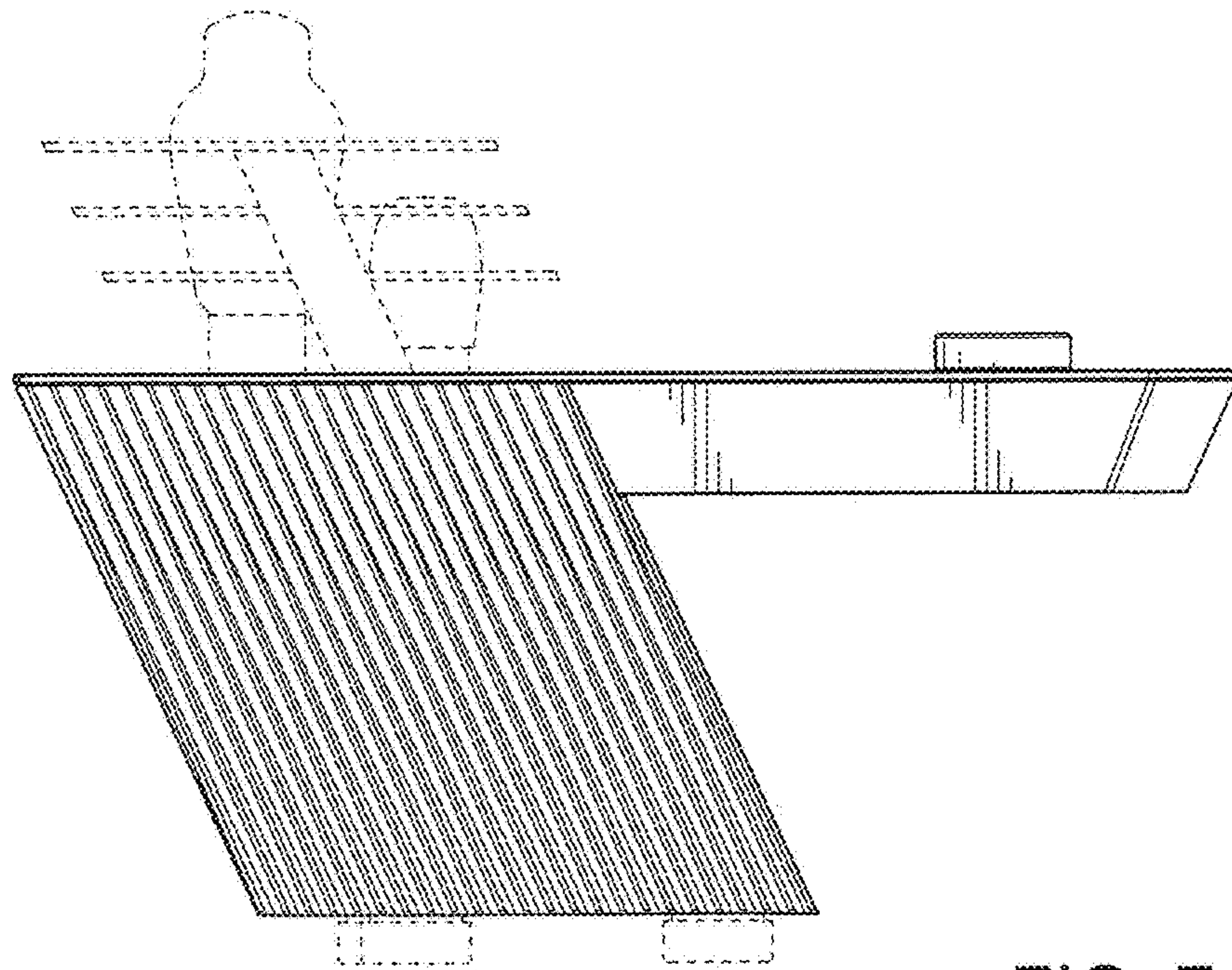


FIG. 7