



US00D833395S

(12) **United States Design Patent** (10) **Patent No.:** **US D833,395 S**  
**Tyrrell et al.** (45) **Date of Patent:** **\*\* Nov. 13, 2018**

(54) **ELECTRIC BUSS RAIL CARRIER**  
(71) Applicant: **IDEAL Industries, Inc.**, Sycamore, IL (US)  
(72) Inventors: **James Tyrrell**, Sycamore, IL (US); **Justin Cerutti**, Sycamore, IL (US)  
(73) Assignee: **IDEAL Industries, Inc.**, Sycamore, IL (US)  
(\*\*) Term: **15 Years**  
(21) Appl. No.: **29/601,410**  
(22) Filed: **Apr. 21, 2017**  
(51) **LOC (11) Cl.** ..... **13-03**  
(52) **U.S. Cl.**  
USPC ..... **D13/139.2**  
(58) **Field of Classification Search**  
USPC ..... D12/49, 50; D13/123, 128, 155, 129, D13/131, 132, 133, 153, 154, 156, 157, D13/184, 199, 139.2; D8/354, 356, 366, D8/380, 396, 373, 376, 307, 353, 352, D8/367, 378, 310; D25/119, 120, 121, D25/122, 123, 124, 125; D26/72, 138  
CPC ..... H02J 1/00; H01R 13/6205; H01R 13/627; H01R 24/62; H01R 25/147; H01R 25/16; H01R 25/14  
See application file for complete search history.

(56) **References Cited**  
U.S. PATENT DOCUMENTS  
D85,226 S \* 9/1931 Awbrey ..... D25/123  
D175,586 S \* 9/1955 Cataldo ..... D13/155  
D278,229 S \* 4/1985 Widell ..... D13/147  
6,379,175 B1 \* 4/2002 Reede ..... H01R 13/6463  
439/418  
D489,465 S \* 5/2004 Allsopp ..... D25/119  
D649,691 S \* 11/2011 Trzesniowski ..... D26/138

D689,206 S \* 9/2013 Ellsworth ..... D25/125  
D695,221 S \* 12/2013 Lamouree ..... D13/122  
D748,064 S \* 1/2016 Baldwin ..... D13/155  
D765,603 S \* 9/2016 Baldwin ..... D13/155  
D771,232 S \* 11/2016 Coon ..... D23/393  
D771,276 S \* 11/2016 Walker ..... D25/119  
D775,409 S \* 12/2016 Klus ..... D26/138  
D782,105 S \* 3/2017 Klus ..... D26/138  
D796,111 S \* 8/2017 Trzcielinski ..... D26/142  
D807,572 S \* 1/2018 Klus ..... D26/138  
9,912,100 B2 \* 3/2018 Zantout ..... H01R 13/6205  
D818,194 S \* 5/2018 Trzesniowski ..... D26/138  
2005/0237769 A1 \* 10/2005 Hong ..... H01R 25/147  
362/648  
2006/0039168 A1 \* 2/2006 Mier-Langner ..... F21S 8/038  
362/648  
2014/0167501 A1 \* 6/2014 Marosi ..... G02B 6/0083  
307/11

(Continued)

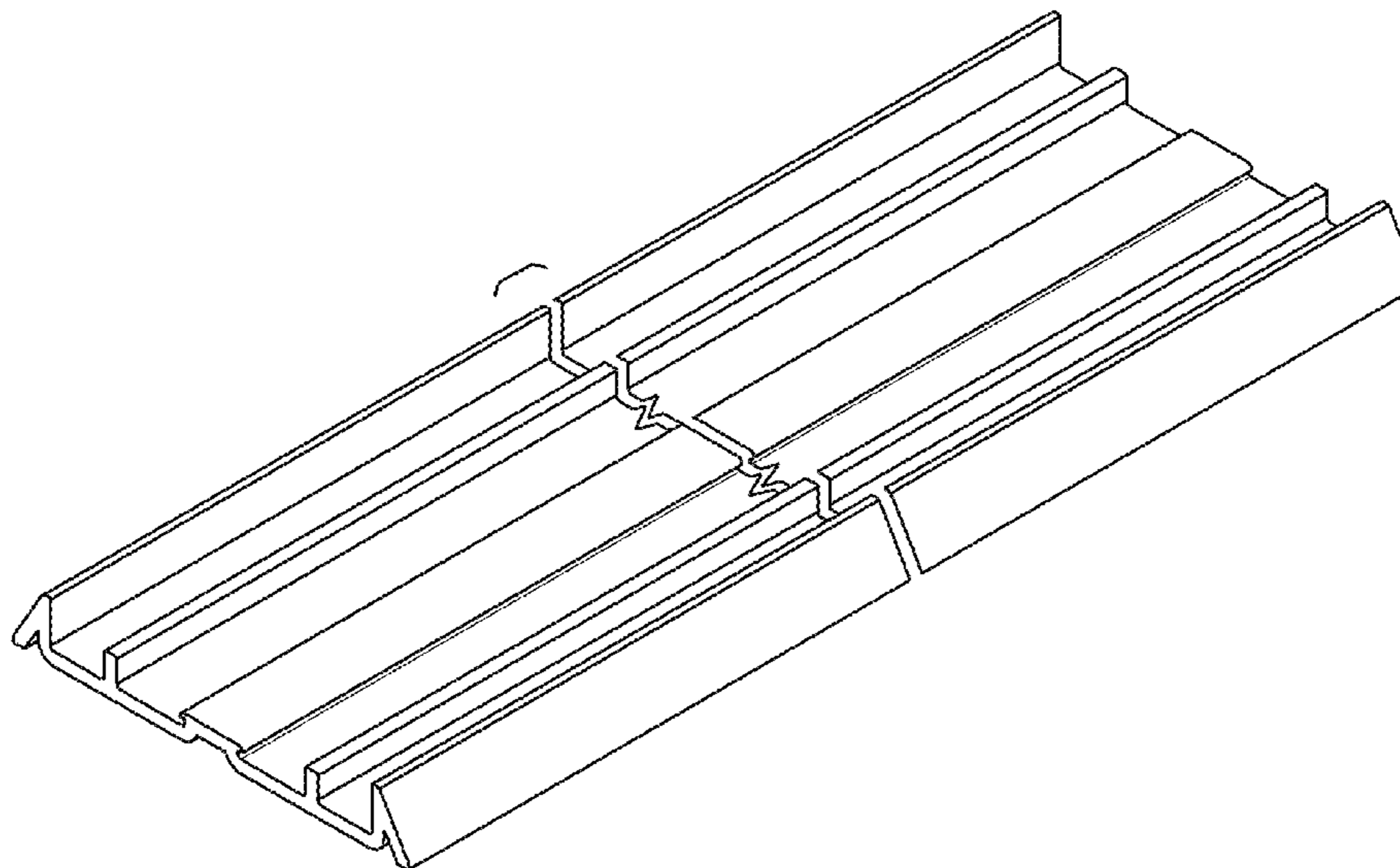
*Primary Examiner* — T Chase Nelson  
*Assistant Examiner* — Ania Aman  
(74) *Attorney, Agent, or Firm* — Greenberg Traurig, LLP

(57) **CLAIM**  
The ornamental design for an electric buss rail carrier, as shown and described.

**DESCRIPTION**

FIG. 1 is a top, front perspective view of an electric buss rail carrier showing our new design;  
FIG. 2 is a top plan view thereof;  
FIG. 3 is a bottom plan view thereof;  
FIG. 4 is a right side elevational view thereof;  
FIG. 5 is a left side elevational view thereof;  
FIG. 6 is a front side elevational view thereof; and,  
FIG. 7 is a rear side elevational view thereof.  
The electric buss rail carrier is shown with a symbolic break in its length. The appearance of any portion of the electric buss rail carrier between the break lines forms no part of the claimed design.

**1 Claim, 3 Drawing Sheets**



(56)

**References Cited**

U.S. PATENT DOCUMENTS

2015/0253360 A1\* 9/2015 Wendt ..... H05B 37/0245  
307/18  
2016/0268728 A1\* 9/2016 Zantout ..... H01R 13/6205  
2018/0090877 A1\* 3/2018 Weiby ..... H01R 13/6205

\* cited by examiner

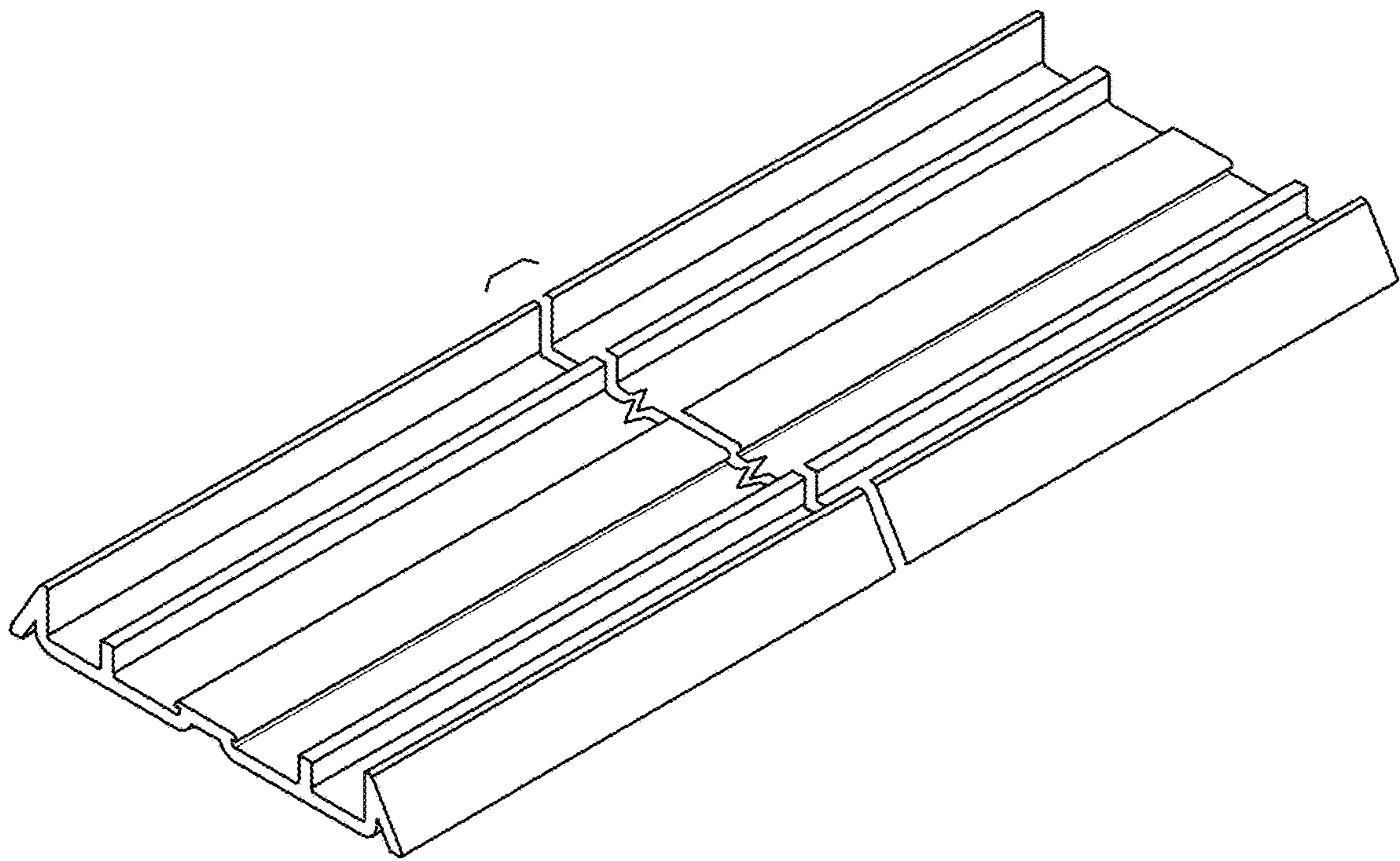


FIG. 1

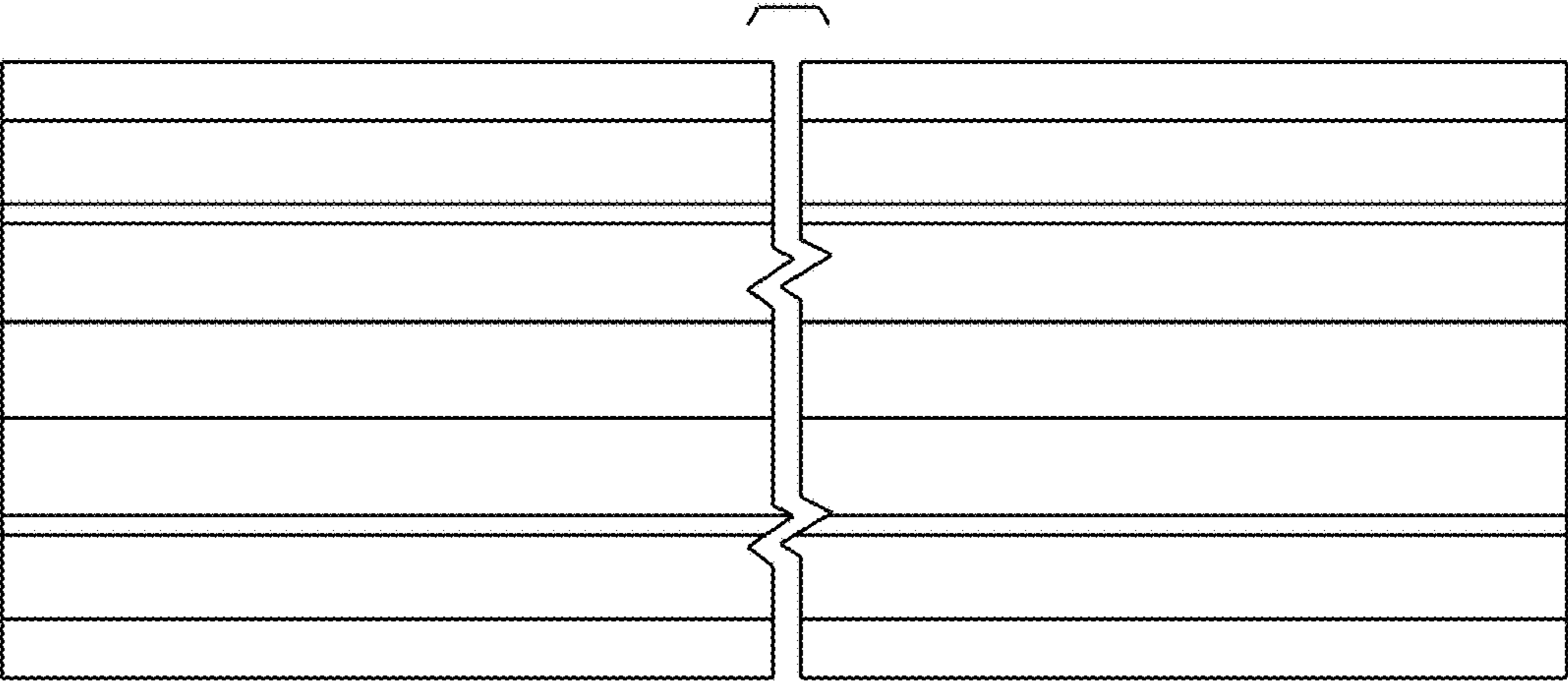


FIG. 2

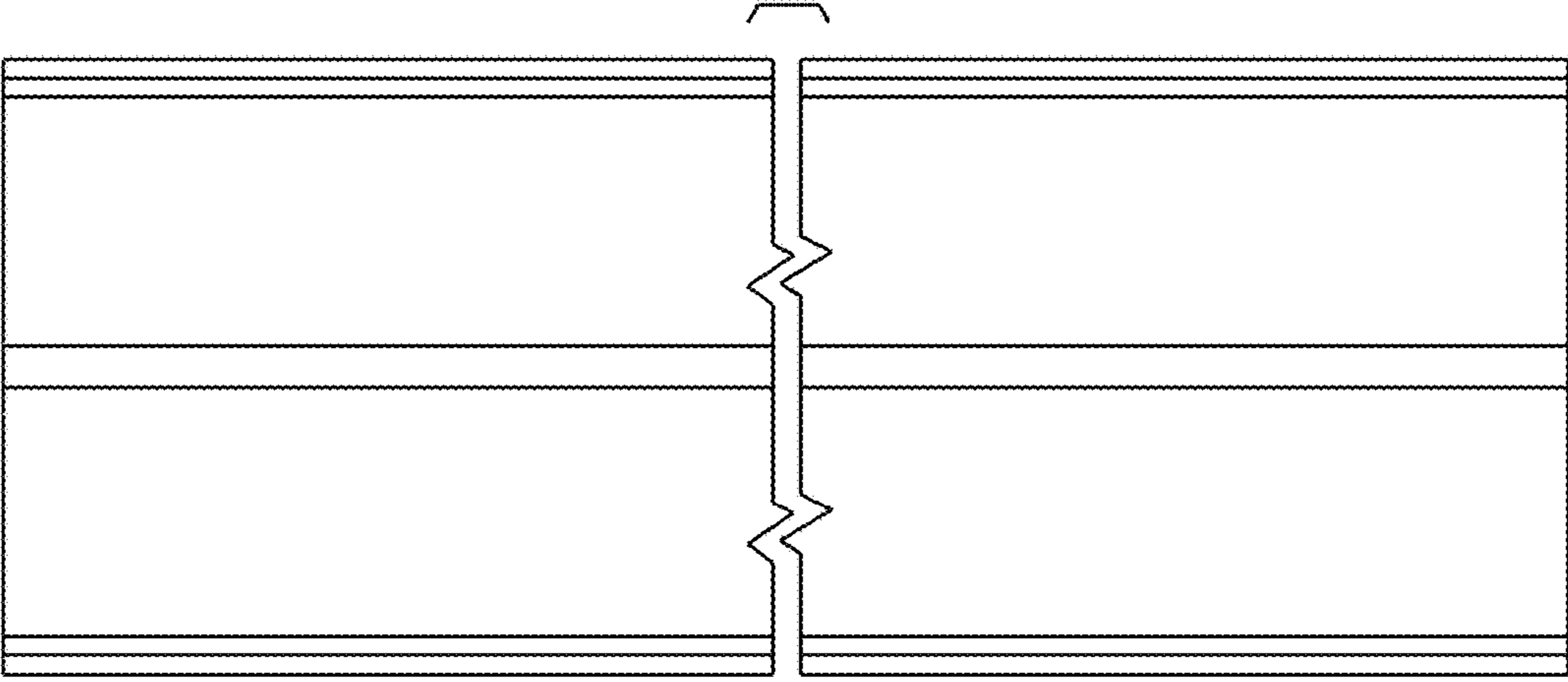


FIG. 3



FIG. 4



FIG. 5



FIG. 6



FIG. 7