



US00D833364S

(12) **United States Design Patent** (10) **Patent No.:** **US D833,364 S**
Schmiderer et al. (45) **Date of Patent:** **** Nov. 13, 2018**

- (54) **AIRCRAFT**
- (71) Applicant: **BARZAN HOLDINGS QSTP LLC**,
Doha (QA)
- (72) Inventors: **Alfred Schmiderer**, Berlin (DE);
Reiner Stemme, Berlin (DE)
- (73) Assignee: **Barzan Holdings QSTP LLC**, Doha
(QA)
- (**) Term: **15 Years**
- (21) Appl. No.: **29/635,687**
- (22) Filed: **Feb. 1, 2018**

3,618,881 A 11/1971 Fellers et al.
 4,160,534 A 7/1979 White
 D274,142 S 6/1984 McNab et al.
 (Continued)

OTHER PUBLICATIONS

“2nd Examination Report issued in EUIPO Design Application No. 003560630”, dated Aug. 17, 2017, 1 page.
 (Continued)

Primary Examiner — Brandon M Rosati
Assistant Examiner — Marissa J Cash
 (74) *Attorney, Agent, or Firm* — Johnson, Marcou & Isaacs, LLC

Related U.S. Application Data

- (63) Continuation of application No. 29/569,827, filed on Jun. 30, 2016, now Pat. No. Des. 809,448.
- (51) **LOC (11) Cl.** **12-07**
- (52) **U.S. Cl.**
USPC **D12/344**
- (58) **Field of Classification Search**
USPC D12/16.1, 319–324, 326–345; D21/436,
D21/441, 443, 444, 446, 447, 448, 449,
D21/450, 451, 452, 453
CPC B64C 1/062; B64C 39/024; B64C 27/08;
B64C 29/00; B64C 39/00; B64C 23/00
See application file for complete search history.

CLAIM

We claim the ornamental design for an aircraft, as shown and described.

DESCRIPTION

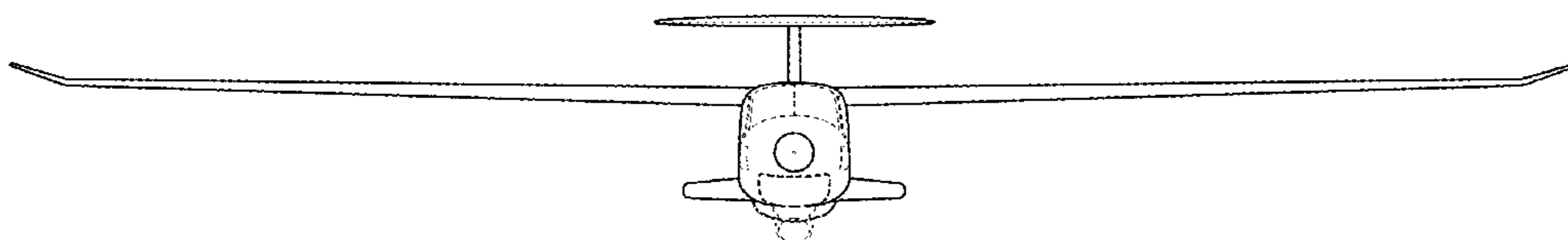
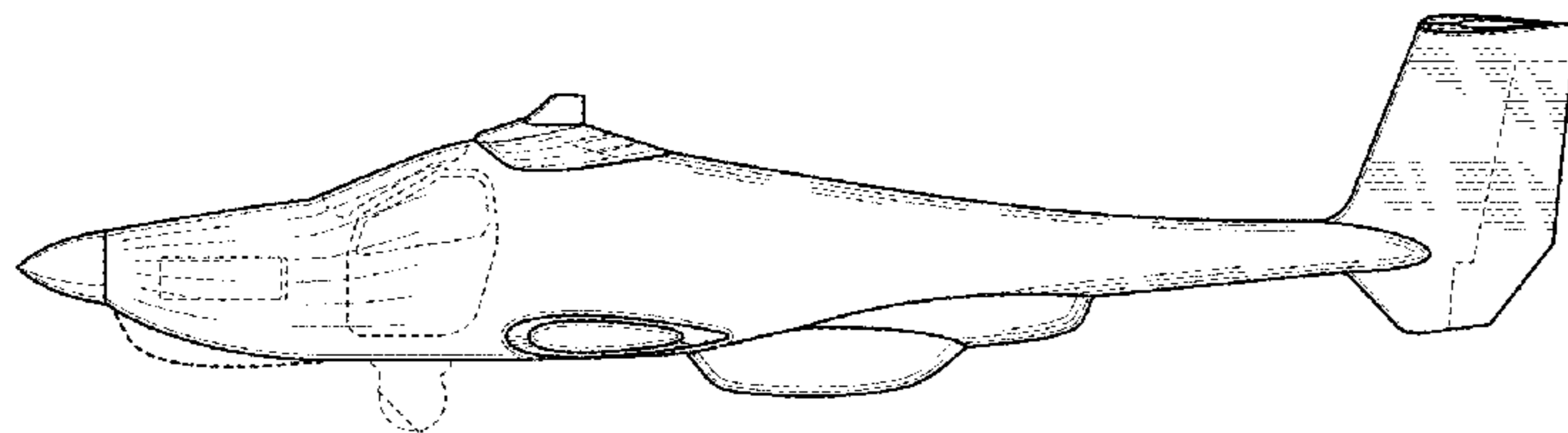
FIG. 1 is a side view for an aircraft, showing the new design, a side view of the reverse side is a mirror image of the illustrated side;
 FIG. 2 is a front view of the aircraft;
 FIG. 3 is a front view of a starboard portion of the aircraft;
 FIG. 4 is a front view of a port portion of the aircraft;
 FIG. 5 is a rear view of the aircraft;
 FIG. 6 is a rear view of a starboard portion of the aircraft;
 FIG. 7 is a rear view of a port portion of the aircraft;
 FIG. 8 is a top view of the aircraft;
 FIG. 9 is a top view of a starboard portion of the aircraft;
 FIG. 10 is a top view of a port portion of the aircraft;
 FIG. 11 is a bottom view of the aircraft;
 FIG. 12 is a bottom view of a starboard portion of the aircraft; and,
 FIG. 13 is a bottom view of a port portion of the aircraft.
 The broken lines shown in the drawings illustrate portions of the aircraft that do not form part of the claimed design.

(56) **References Cited**

U.S. PATENT DOCUMENTS

- D143,822 S 2/1946 Johnson
- D143,969 S 2/1946 Gross
- D144,023 S 3/1946 Bowers et al.
- D148,255 S 12/1947 Salisbury
- D149,555 S 5/1948 Hibrard
- D153,456 S 4/1949 Pulver
- D180,297 S 5/1957 Schmued et al.

1 Claim, 13 Drawing Sheets



(56)

References Cited

U.S. PATENT DOCUMENTS

D279,469 S 7/1985 Raisbeck et al.
 D289,994 S 5/1987 McNab et al.
 D292,909 S 11/1987 Drake
 D307,259 S 4/1990 Holt et al.
 D317,432 S 6/1991 Cummings
 D317,897 S 7/1991 Antonov et al.
 D326,082 S 5/1992 Finlay et al.
 D355,635 S 2/1995 Raisbeck et al.
 D392,937 S 3/1998 Brichard et al.
 5,820,075 A 10/1998 Speakes et al.
 D418,105 S 12/1999 Margaritoff
 D428,071 S 7/2000 Wang et al.
 D428,451 S 7/2000 Wang
 D446,764 S 8/2001 Panatov et al.
 D471,853 S 3/2003 Lucchesini
 D497,586 S 10/2004 Ferguson et al.
 6,929,214 B2 8/2005 Ackleson et al.
 D516,007 S 2/2006 Vigneron et al.
 D583,295 S 12/2008 Au
 D592,780 S 5/2009 Calvin et al.
 D596,267 S 7/2009 Donovan et al.
 D599,727 S 9/2009 Couvelaire
 D620,159 S 7/2010 Beigel et al.
 D620,875 S 8/2010 Chang et al.
 D620,876 S 8/2010 Miralles et al.
 D624,002 S 9/2010 Saint-Jalmes et al.
 D624,003 S 9/2010 Saint-Jalmes et al.
 D628,528 S 12/2010 Carrasco
 D640,181 S 6/2011 Calvin et al.
 7,967,252 B2 6/2011 Ferguson et al.
 D640,962 S 7/2011 Guering
 D665,331 S 8/2012 Sands
 D681,543 S 5/2013 Fujino et al.
 D688,618 S 8/2013 Bock et al.
 D690,254 S 9/2013 Manzhelii et al.
 D691,547 S 10/2013 Schiltgen et al.
 D706,678 S 6/2014 Earon
 D708,563 S 7/2014 Colten
 D709,212 S 7/2014 Peltola et al.
 D709,431 S 7/2014 Karkow et al.
 D710,782 S 8/2014 Cummings
 D717,227 S 11/2014 Senellart et al.
 D725,548 S 3/2015 Peters et al.

D725,576 S 3/2015 Vickers et al.
 D733,029 S 6/2015 Dutertre
 D739,807 S 9/2015 Karkow et al.
 D740,203 S 10/2015 Bouffanais et al.
 D743,868 S 11/2015 Cummings et al.
 D754,053 S 4/2016 Robertson et al.
 D762,157 S 7/2016 Ferreira et al.
 D762,548 S 8/2016 Ferreira et al.
 D763,733 S 8/2016 Gattelli et al.
 D769,177 S 10/2016 Tran et al.
 D778,803 S 2/2017 Faure et al.
 9,583,823 B2 2/2017 Tasker et al.
 D795,160 S * 8/2017 Koppenwallner D12/343
 D799,402 S * 10/2017 Cummings D12/327
 D800,843 S * 10/2017 Sartorius D21/447
 D805,503 S 12/2017 Corp et al.
 D807,273 S * 1/2018 Koppenwallner D12/337
 D808,328 S * 1/2018 Ivans D12/328
 D809,448 S * 2/2018 Schmiderer D12/344
 D813,143 S * 3/2018 Belik D12/326
 D813,956 S * 3/2018 McConville D21/447
 D818,931 S 5/2018 Schmiderer
 2017/0062920 A1 3/2017 Harleman et al.
 2017/0129588 A1 5/2017 Verillion et al.
 2017/0133755 A1 5/2017 Renilson et al.
 2017/0201017 A1 7/2017 Cordone et al.
 2017/0210458 A1 7/2017 Tothill

OTHER PUBLICATIONS

Cash, "Office Action issued in U.S. Appl. No. 29/569,827 filed Jun. 30, 2016", dated Apr. 6, 2017, 8 pages.
 Freitag, "Communication issued in EUIPO Design Application No. 003560630", dated Nov. 6, 2017, 2 pages.
 Freitag, "Examination Report issued in EUIPO Design Application No. 003560630", dated Feb. 15, 2017, 2 pages.
 U.S. Appl. No. 29/643,513 to Schmiderer filed Apr. 9, 2018.
 U.S. Appl. No. 29/569,842 to Schmiderer filed Jun. 30, 2016.
 U.S. Appl. No. 29/569,859 to Stemme filed Jun. 30, 2016.
 U.S. Appl. No. 29/569,862 to Wagner filed Jun. 30, 2016.
 U.S. Appl. No. 29/571,149 to Schmiderer filed Jul. 14, 2016.
 U.S. Appl. No. 29/655,507 to Stemme filed Jul. 3, 2018.
 Cash, "Office Action issued in U.S. Appl. No. 29/569,862, filed Jun. 30, 2016", dated Jun. 14, 2018, 7 pages.

* cited by examiner

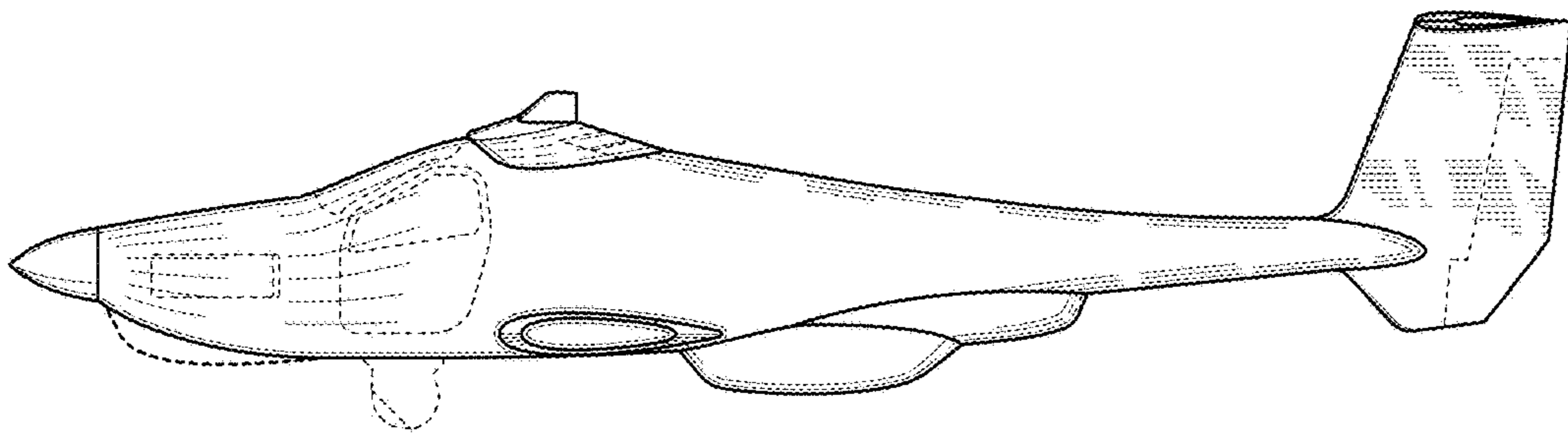


FIG. 1

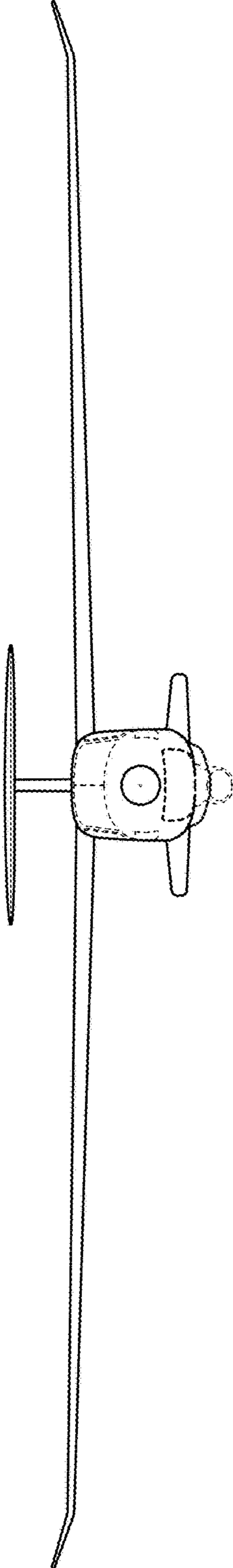


FIG. 2

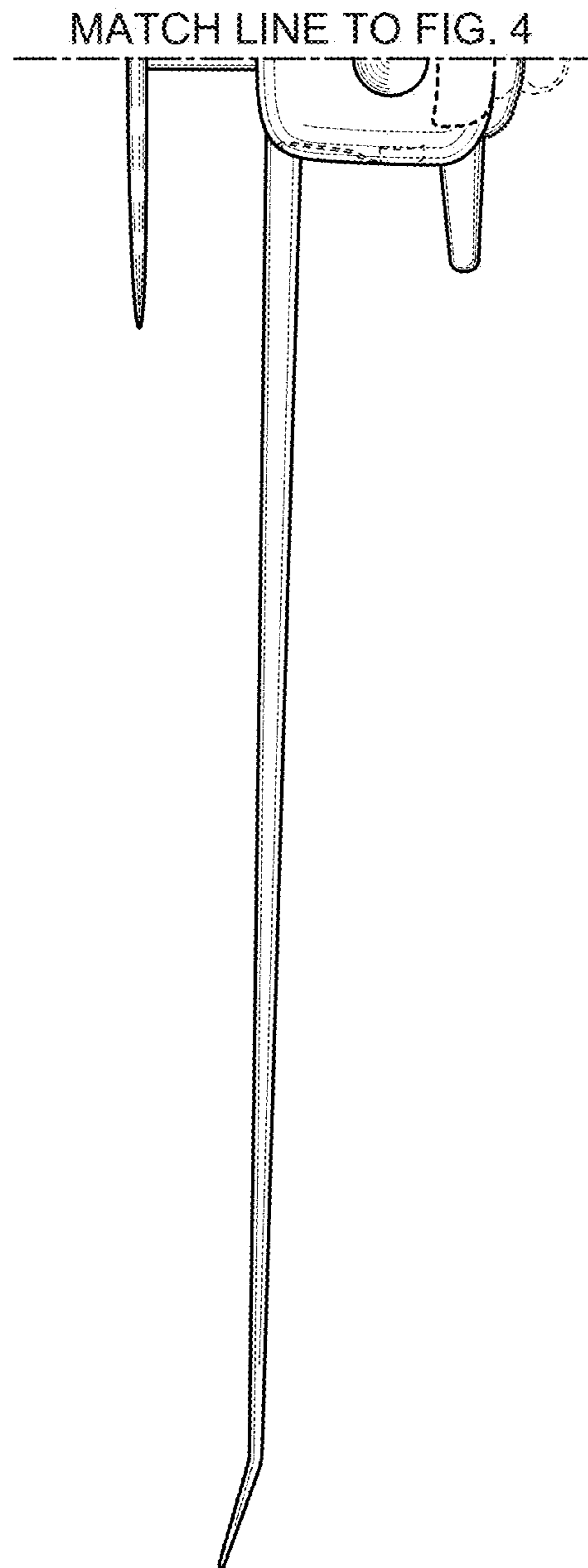


FIG. 3

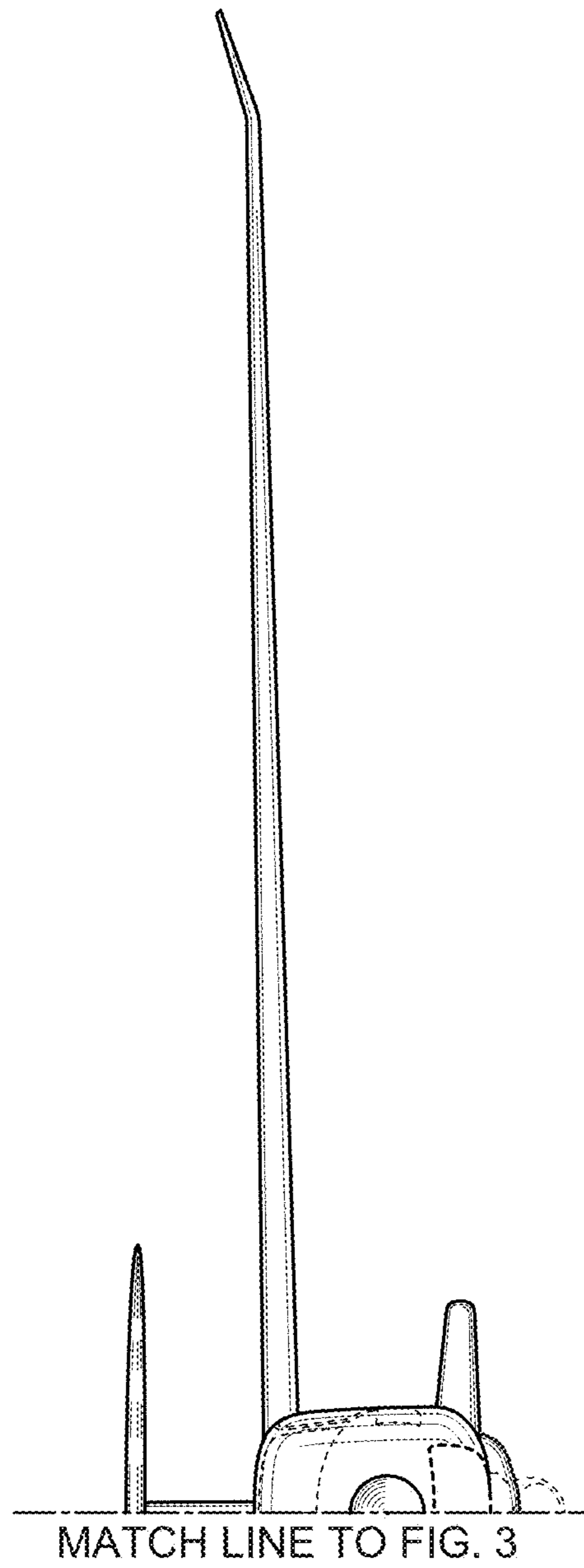


FIG. 4

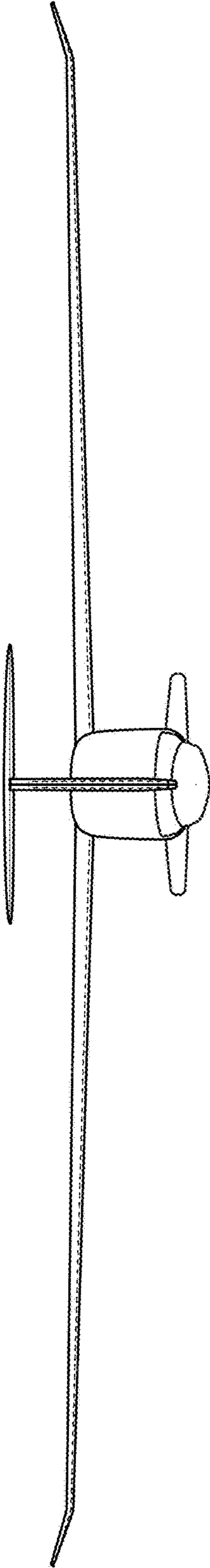


FIG. 5

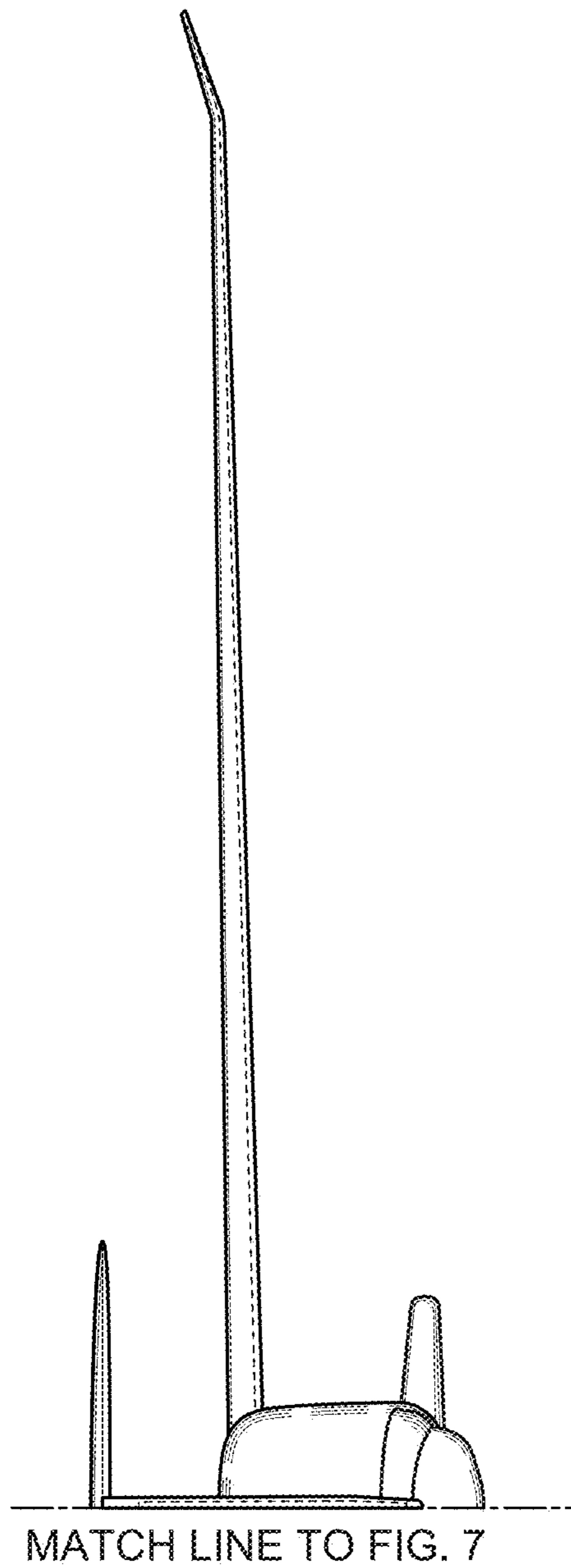


FIG. 6

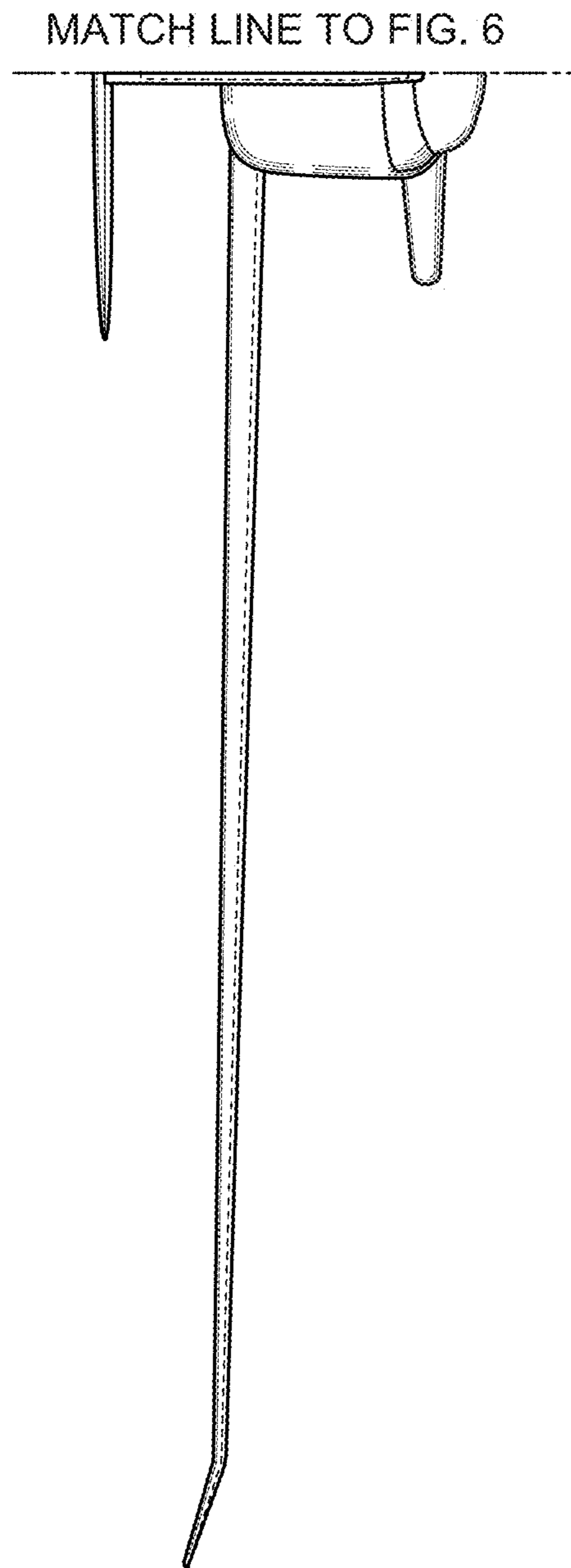


FIG. 7

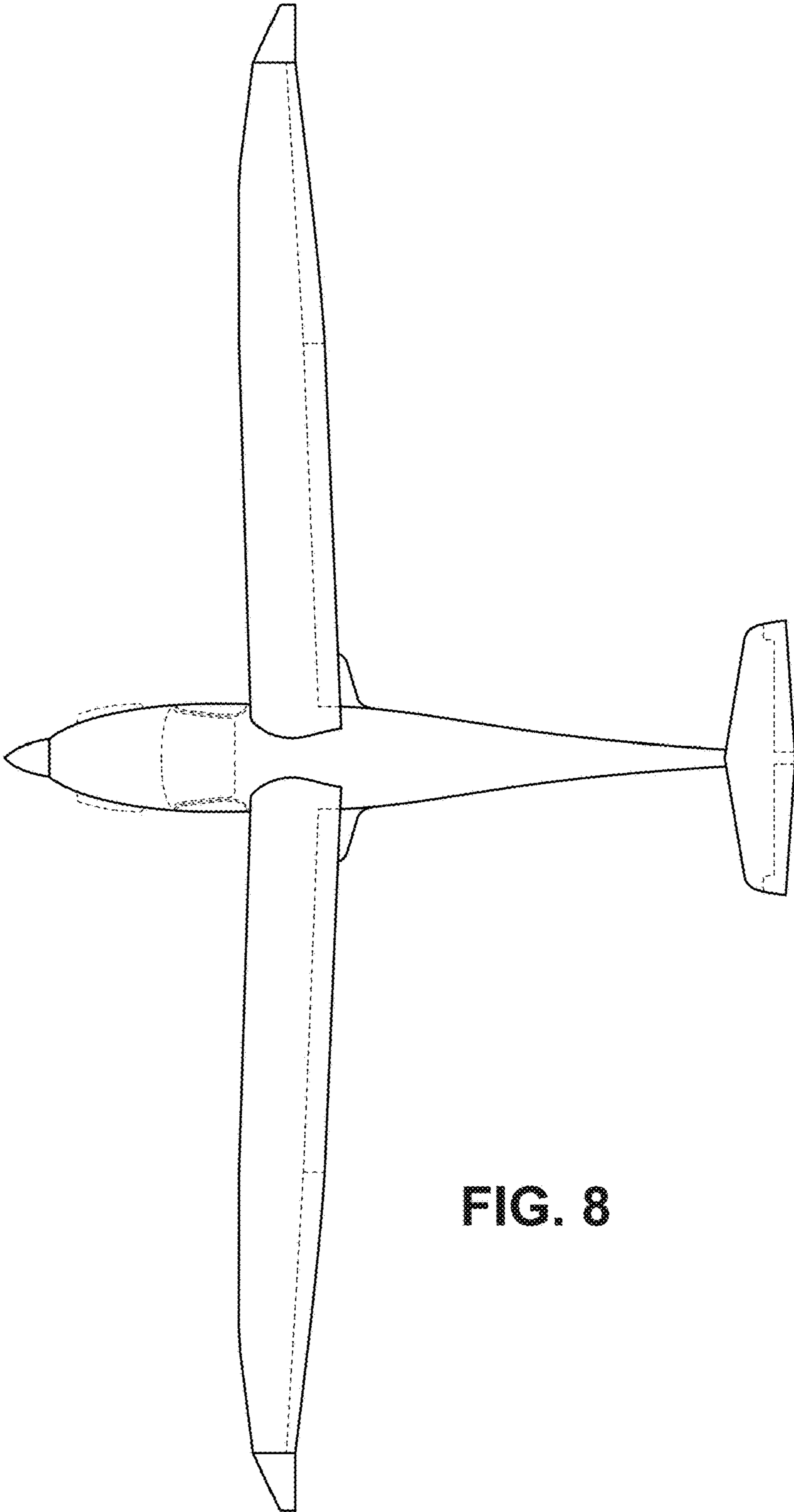
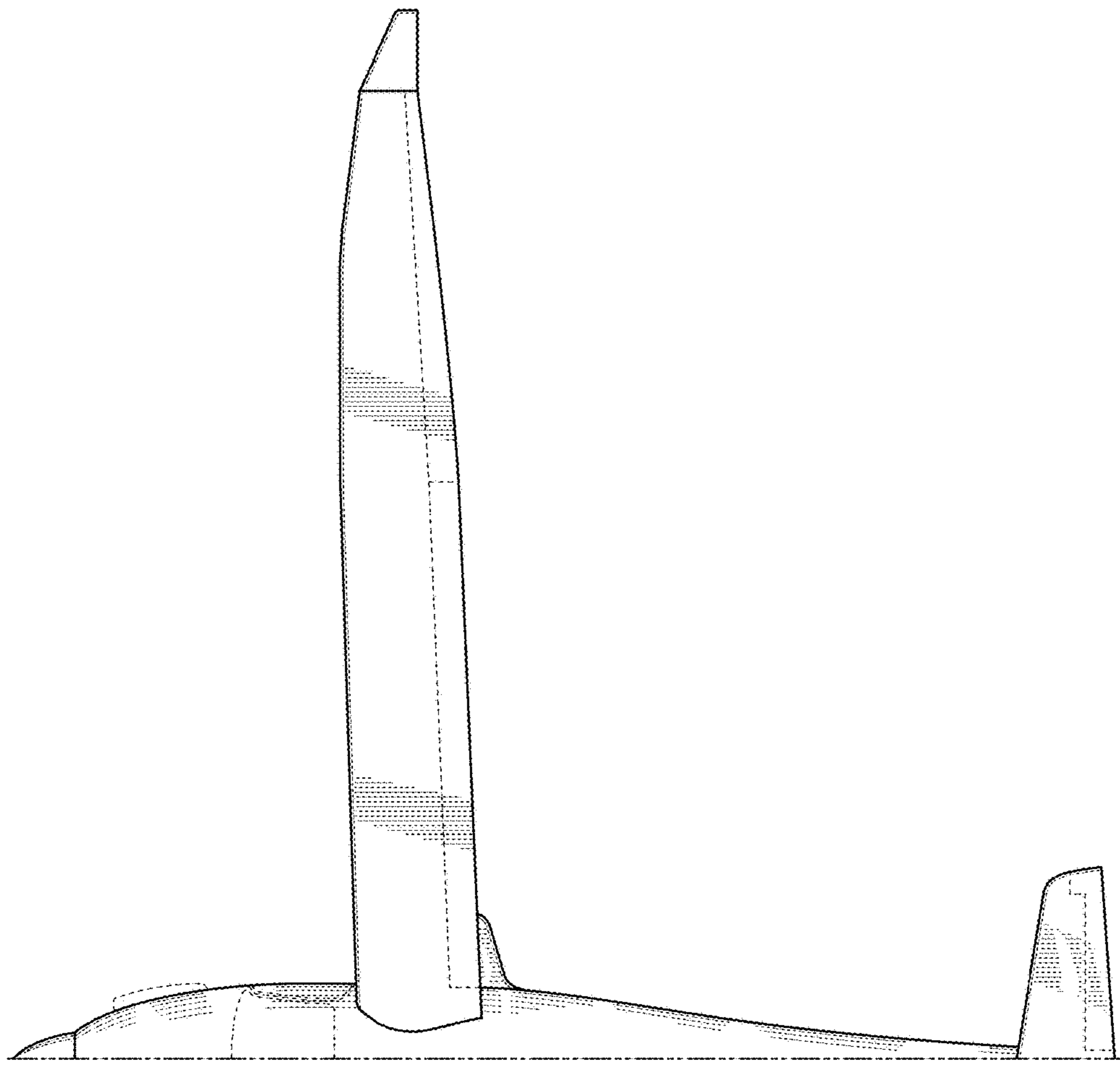
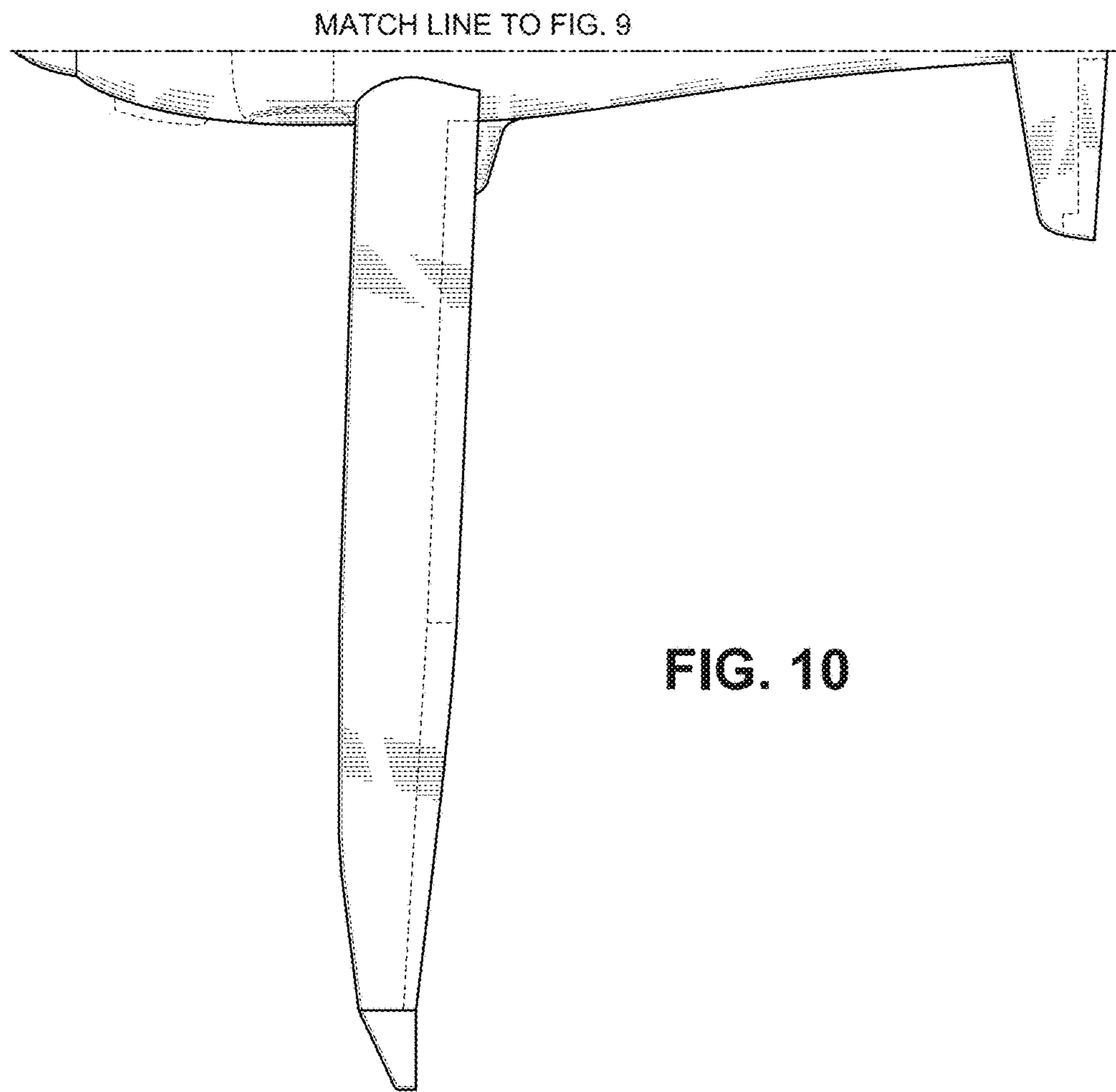


FIG. 8



MATCH LINE TO FIG. 10

FIG. 9



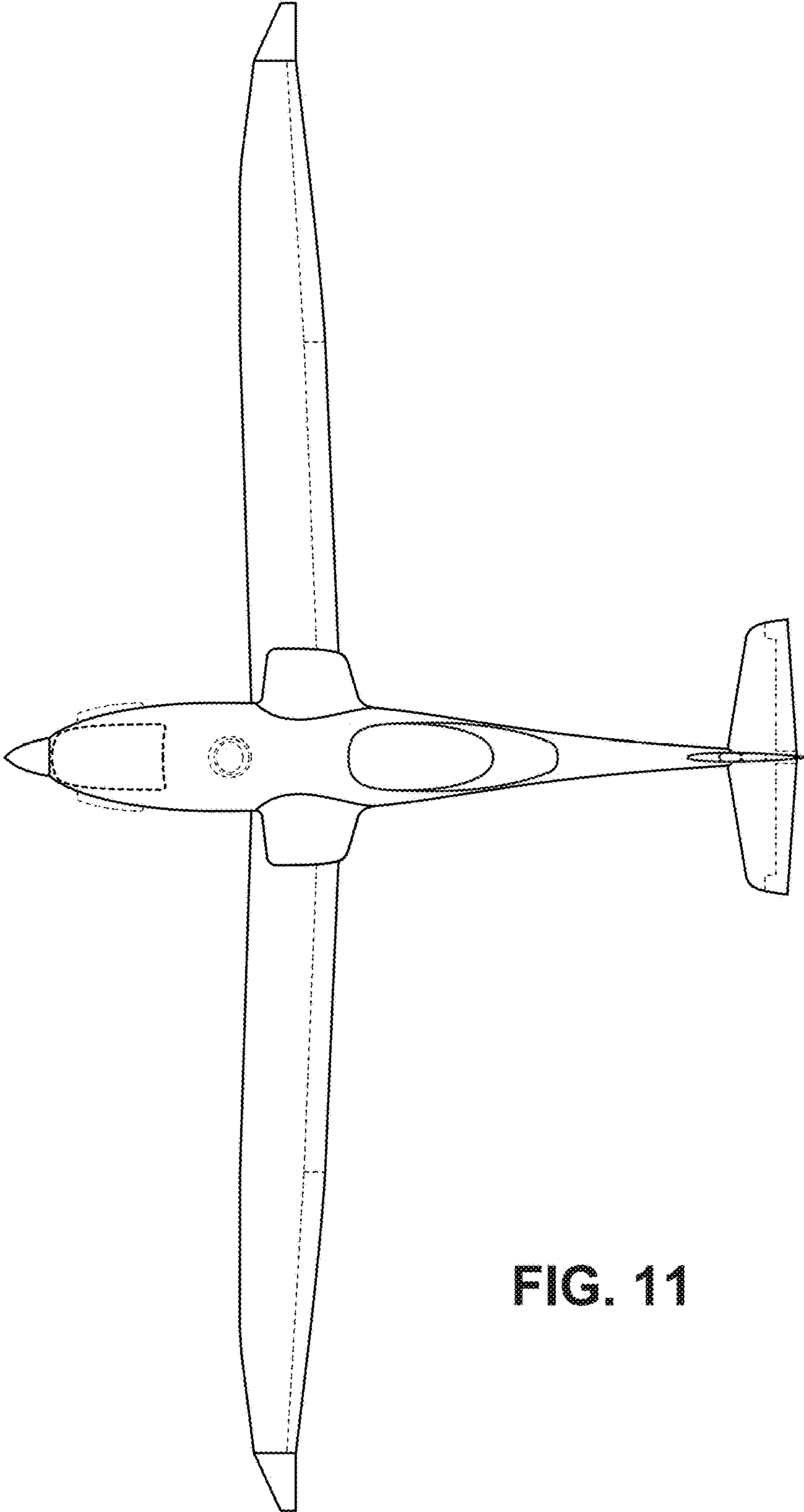
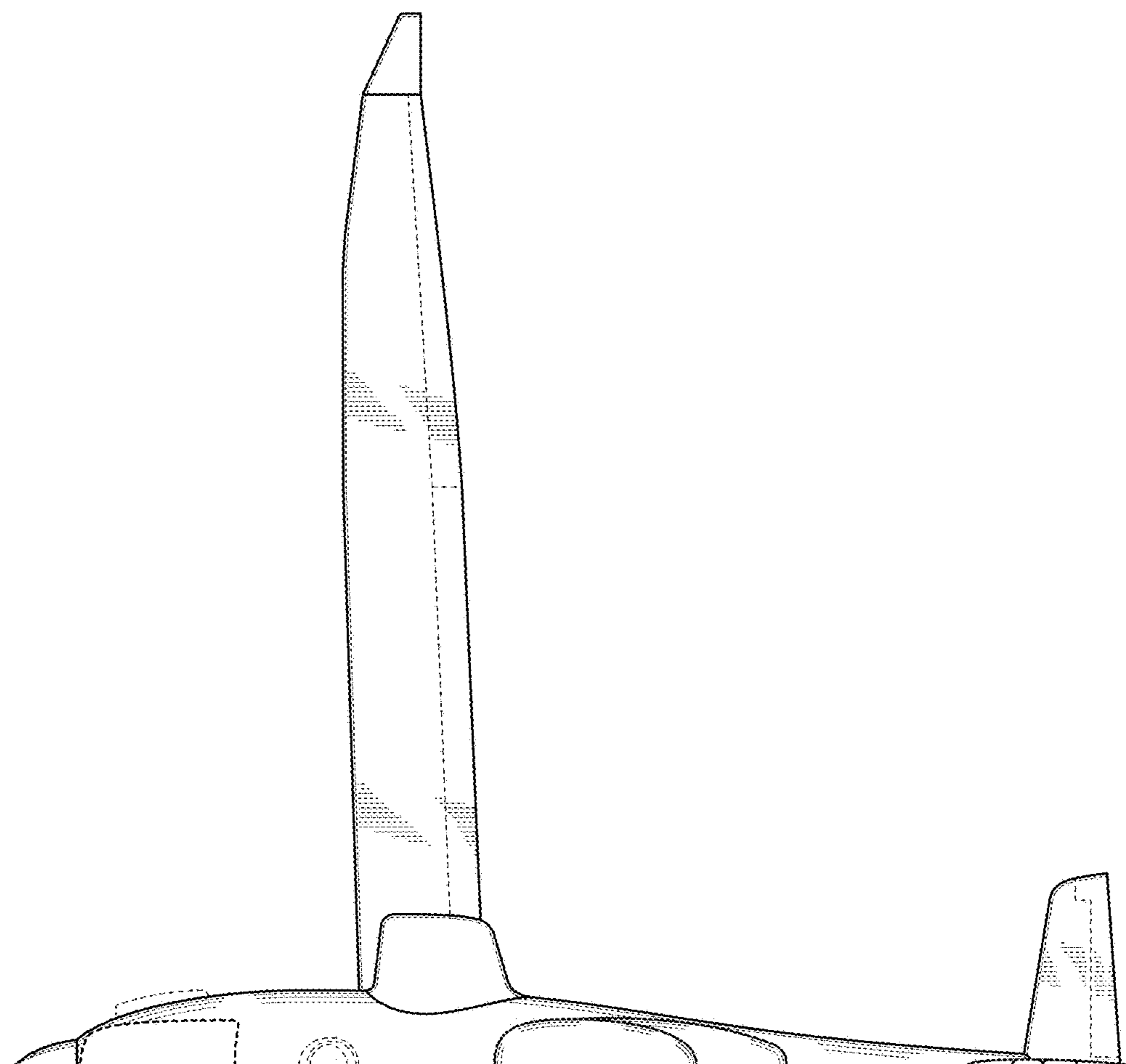


FIG. 11



MATCH LINE TO FIG. 13

FIG. 12

