



US00D833358S

(12) **United States Design Patent** (10) **Patent No.:** **US D833,358 S**
Lu (45) **Date of Patent:** **** Nov. 13, 2018**

(54) **VEHICLE FLOOR MAT**
(71) Applicant: **Packy Poda Inc.**, Tainan (TW)
(72) Inventor: **Michael Lu**, Tainan (TW)
(73) Assignee: **Packy Poda Inc.**, Tainan (TW)
(**) Term: **15 Years**

(21) Appl. No.: **29/627,355**
(22) Filed: **Nov. 27, 2017**
(51) **LOC (11) Cl.** **12-16**
(52) **U.S. Cl.**
USPC **D12/203**
(58) **Field of Classification Search**
USPC D12/203, 221; D6/582-586, 592-594
CPC B60N 3/044; B60N 3/04
See application file for complete search history.

(56) **References Cited**

U.S. PATENT DOCUMENTS

D450,025 S * 11/2001 Lu D12/203
D509,781 S * 9/2005 Hussaini D12/203
D519,898 S * 5/2006 Hussaini D12/203
D577,647 S * 9/2008 Hsu D12/203

D697,465 S * 1/2014 Lu D12/203
D701,155 S * 3/2014 Lu D12/203
D703,976 S * 5/2014 Mauro D6/592
D721,025 S * 1/2015 Lu D12/203
D758,760 S * 6/2016 Mauro D12/203
D775,043 S * 12/2016 Lu D12/203
D783,485 S * 4/2017 Lu D12/203
D794,524 S * 8/2017 Boyce, II D12/203

* cited by examiner

Primary Examiner — Michelle E. Wilson

Assistant Examiner — Clese Moore, Jr.

(74) *Attorney, Agent, or Firm* — Alan D. Kamrath;
Kamrath IP Lawfirm, P.A.

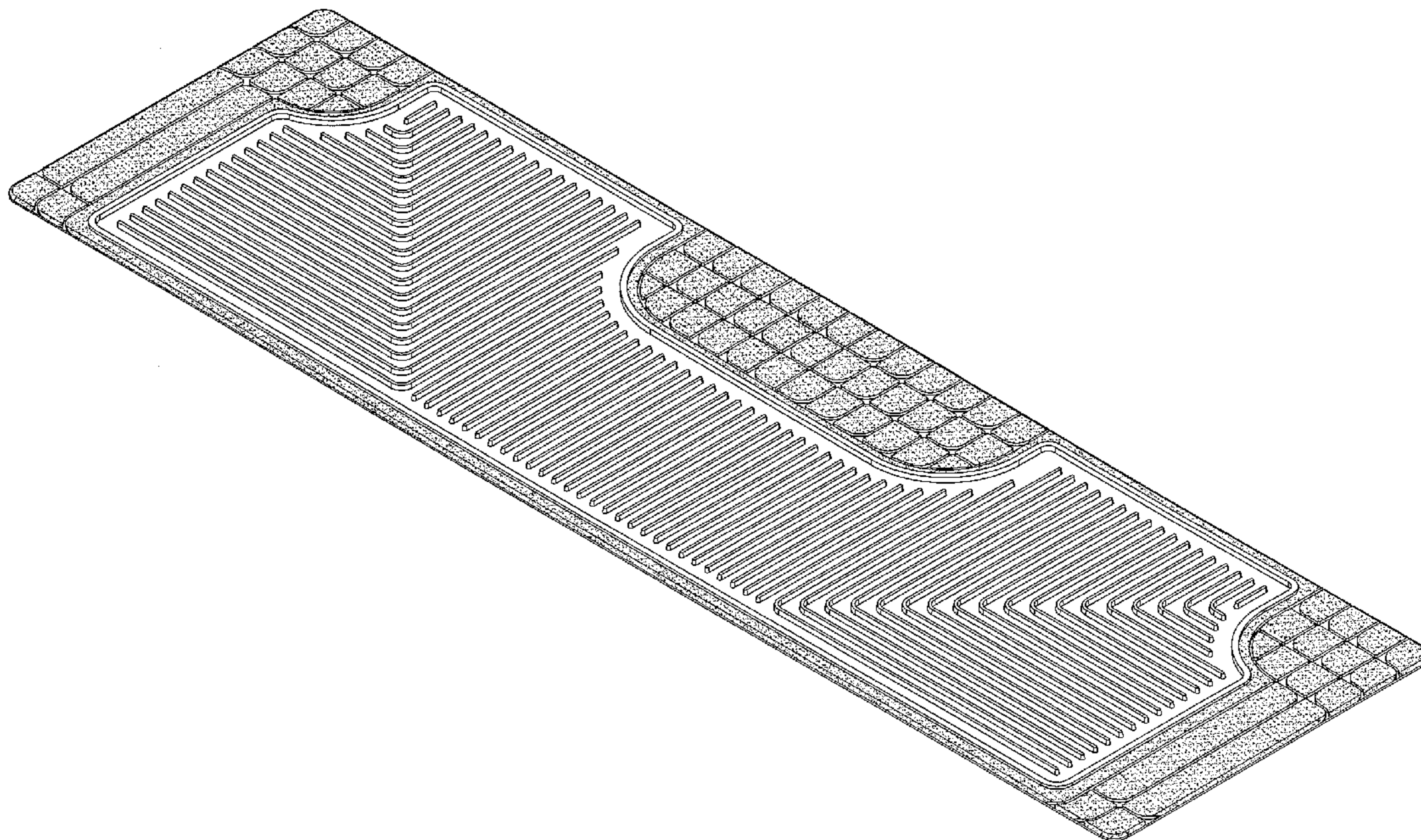
(57) **CLAIM**

The ornamental design for a vehicle floor mat, as shown and described.

DESCRIPTION

FIG. 1 is a perspective view of a vehicle floor mat showing my design;
FIG. 2 is a front elevational view thereof;
FIG. 3 is a rear elevational view thereof;
FIG. 4 is a left side elevational view thereof;
FIG. 5 is a right side elevational view thereof;
FIG. 6 is a top plan view thereof; and,
FIG. 7 is a bottom plan view thereof.

1 Claim, 4 Drawing Sheets



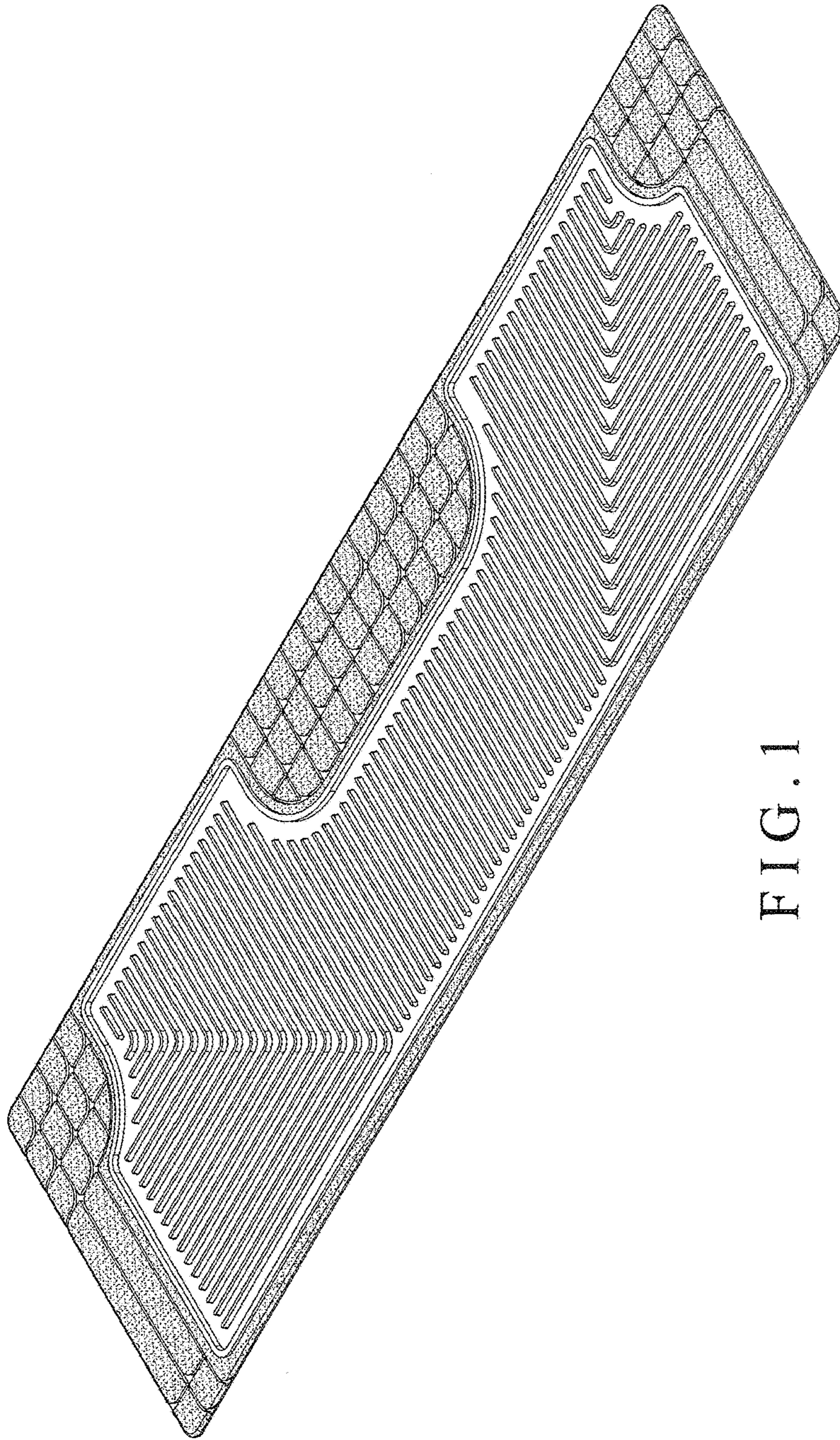


FIG. 1



FIG. 2



FIG. 3



FIG. 4



FIG. 5

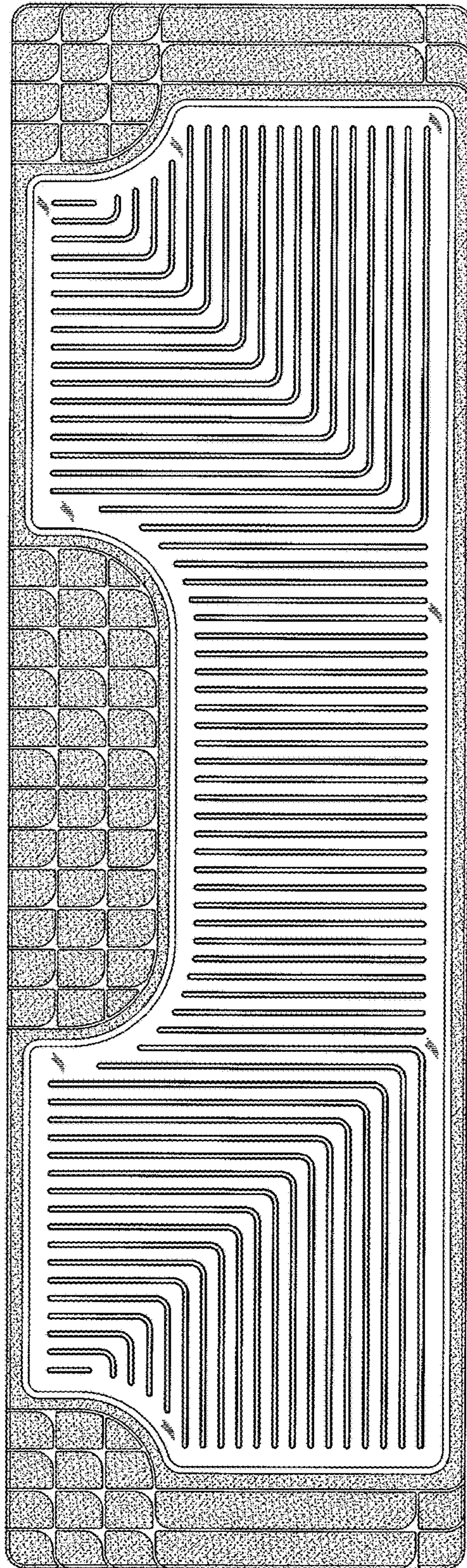


FIG. 6

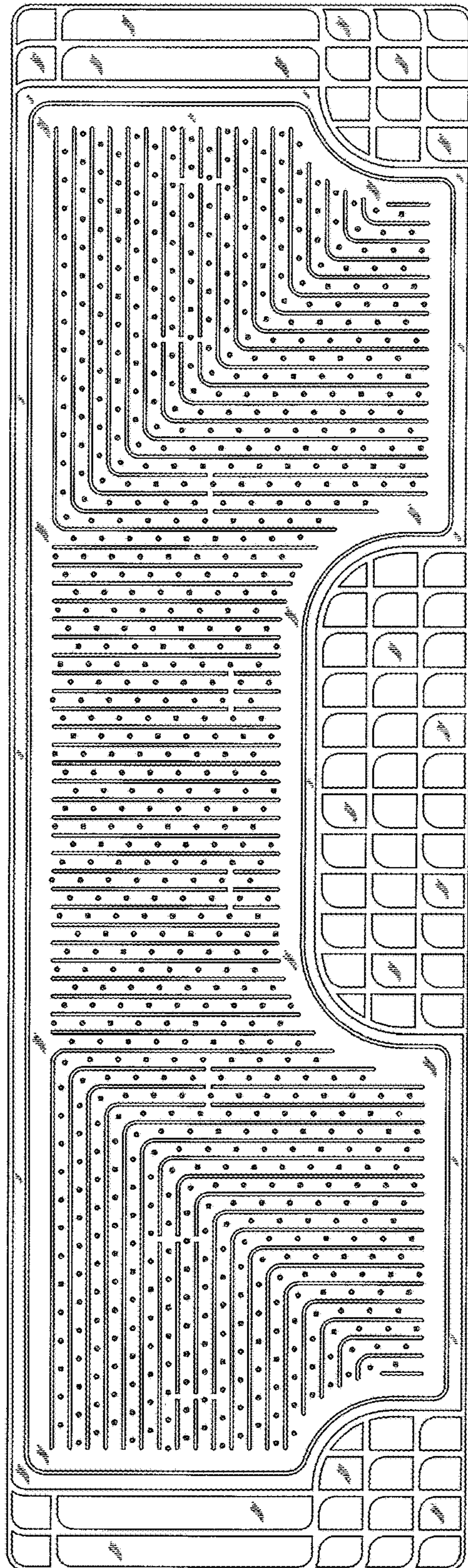


FIG. 7