



US00D833331S

(12) **United States Design Patent**
Yamashita

(10) **Patent No.:** **US D833,331 S**

(45) **Date of Patent:** **** Nov. 13, 2018**

(54) **MOTOR VEHICLE, TOY AND/OR REPLICA**

(71) Applicant: **Dr. Ing. h.c. F. Porsche**
Aktiengesellschaft, Stuttgart (DE)

(72) Inventor: **Shuichi Yamashita, Gerlingen (DE)**

(73) Assignee: **Dr. Ing. h.c. F. Porsche**
Aktiengesellschaft, Stuttgart (DE)

(**) Term: **15 Years**

(21) Appl. No.: **29/638,352**

(22) Filed: **Feb. 27, 2018**

(30) **Foreign Application Priority Data**

Aug. 30, 2017 (DE) 40 2017 100 961

(51) **LOC (11) Cl.** **12-08**

(52) **U.S. Cl.**
USPC **D12/92**

(58) **Field of Classification Search**
USPC D12/86, 90-92; D21/424, 433, 434, 521,
D21/533; 296/181.1-181.5, 183.1
CPC B62D 25/00; B62D 25/06; B62D 33/00;
B62D 35/00
See application file for complete search history.

(56) **References Cited**

U.S. PATENT DOCUMENTS

D320,368 S	10/1991	Dimson
D327,039 S	6/1992	Dimson
D411,139 S	6/1999	Lai
D417,414 S	12/1999	Mobius
D436,061 S	1/2001	Mobius
D438,145 S	2/2001	Hatter
D468,238 S	1/2003	Bhambra
D497,327 S	10/2004	Lai
D507,207 S	7/2005	Larson

D507,510 S	7/2005	Larson
D512,341 S	12/2005	Larson
D528,056 S	9/2006	Lai
D547,240 S	7/2007	Kulla
D547,698 S	7/2007	Kulla
D549,614 S	8/2007	Kulla
D560,557 S	1/2008	Kulla
D589,403 S	3/2009	Saracoglu
D590,301 S	4/2009	Saracoglu
D605,560 S	12/2009	Kulla
D606,456 S	12/2009	Saracoglu
D606,902 S	12/2009	Saracoglu
D606,903 S	12/2009	Saracoglu
D607,779 S	1/2010	Kulla
D607,780 S	1/2010	Larson
D610,488 S	2/2010	Kulla
D623,557 S	9/2010	Kulla
D641,665 S	7/2011	Larson
D663,240 S	7/2012	Scheinhütte

(Continued)

Primary Examiner — Melody N Brown

(74) *Attorney, Agent, or Firm* — RatnerPrestia

(57) **CLAIM**

The ornamental design for a motor vehicle, toy and/or replica, as shown and described.

DESCRIPTION

FIG. 1 is a front perspective view of a motor vehicle, toy and/or replica;

FIG. 2 is a rear perspective view thereof;


FIG. 3 is a front elevation view thereof;

FIG. 4 is a rear elevation view thereof;

FIG. 5 is an elevation view thereof taken from the left side, the right side being a substantial mirror image thereof; and, FIG. 6 is a top plan view thereof.

The broken line showing of the motor vehicle, toy and/or replica is for the purpose of illustrating portions of the motor vehicle, toy and/or replica and forms no part of the claimed design.

1 Claim, 6 Drawing Sheets



(56)

References Cited

U.S. PATENT DOCUMENTS

D669,001 S	10/2012	Varga	
D684,896 S	6/2013	Scheinhütte	
D701,146 S	3/2014	Varga	
D704,099 S	5/2014	Varga	
D705,131 S	5/2014	Larson	
D731,929 S	6/2015	Schramm	
D733,614 S	7/2015	Scheinhütte	
D753,023 S	4/2016	Villevoye et al.	
D774,421 S	12/2016	Larson	
D797,607 S	9/2017	Preuninger et al.	
D805,435 S *	12/2017	Baum	D12/92
D805,436 S	12/2017	Yamashita et al.	
D805,437 S *	12/2017	Varga	D12/92
D808,862 S	1/2018	Ujhasi	

* cited by examiner

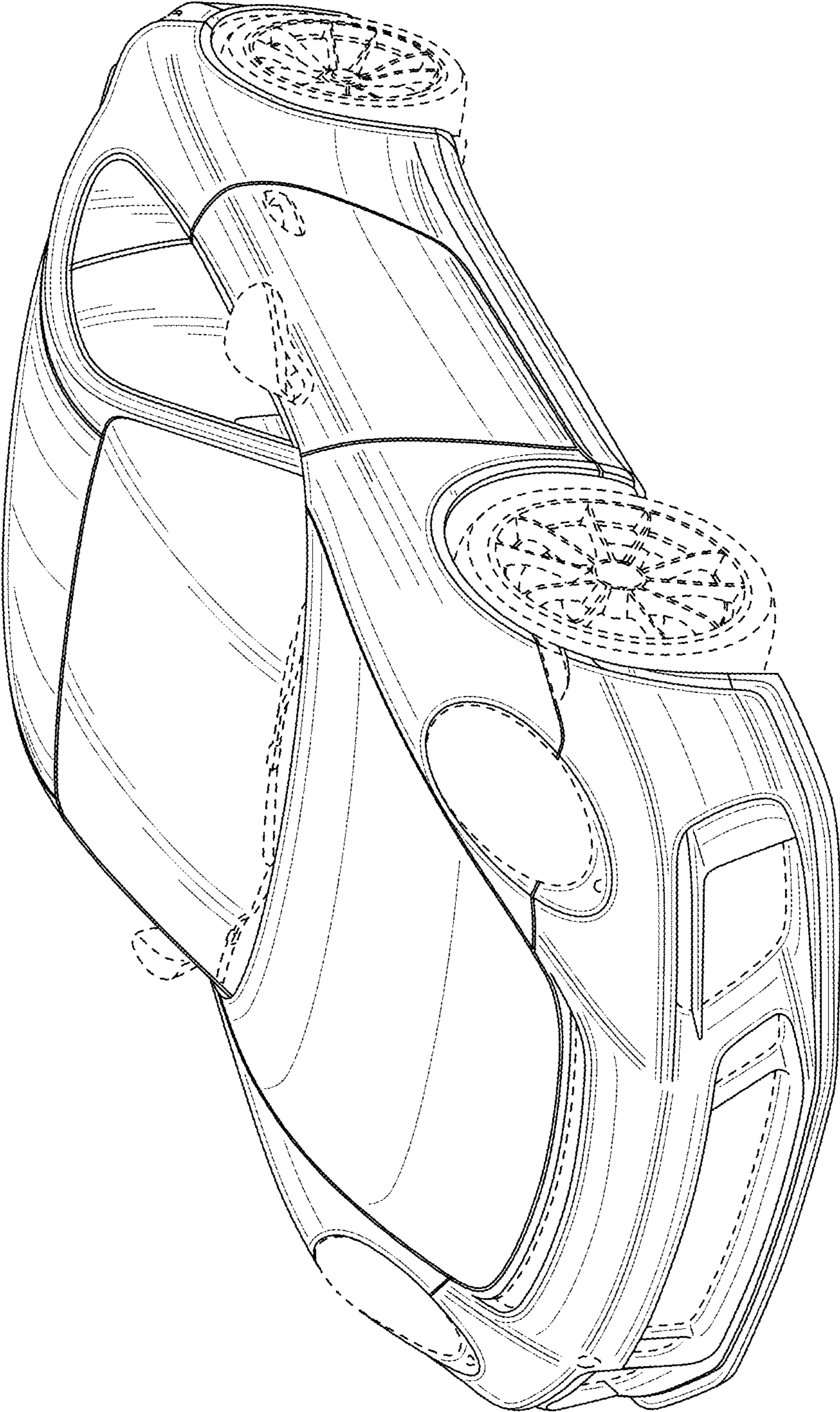


FIG. 1

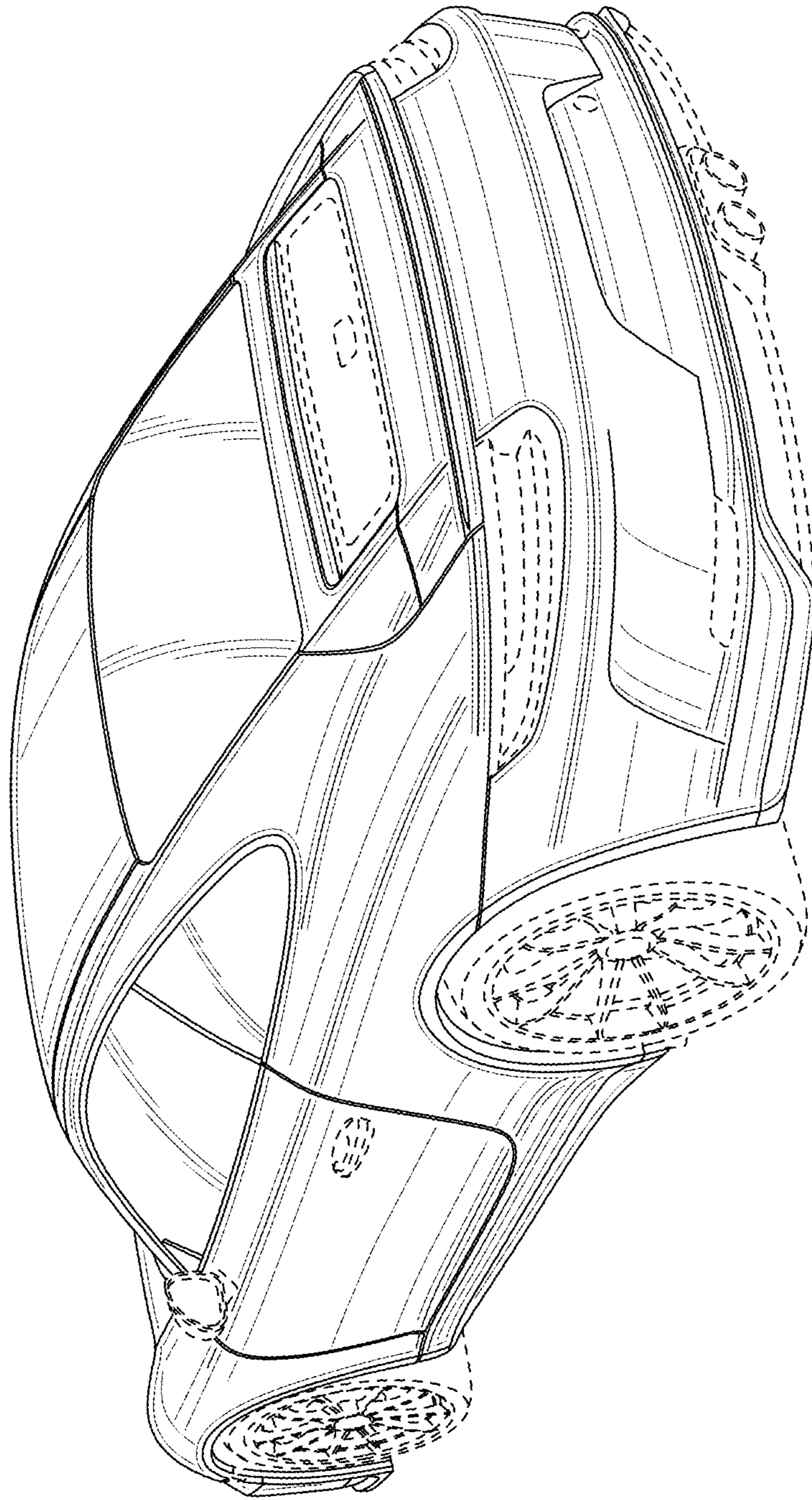


FIG. 2

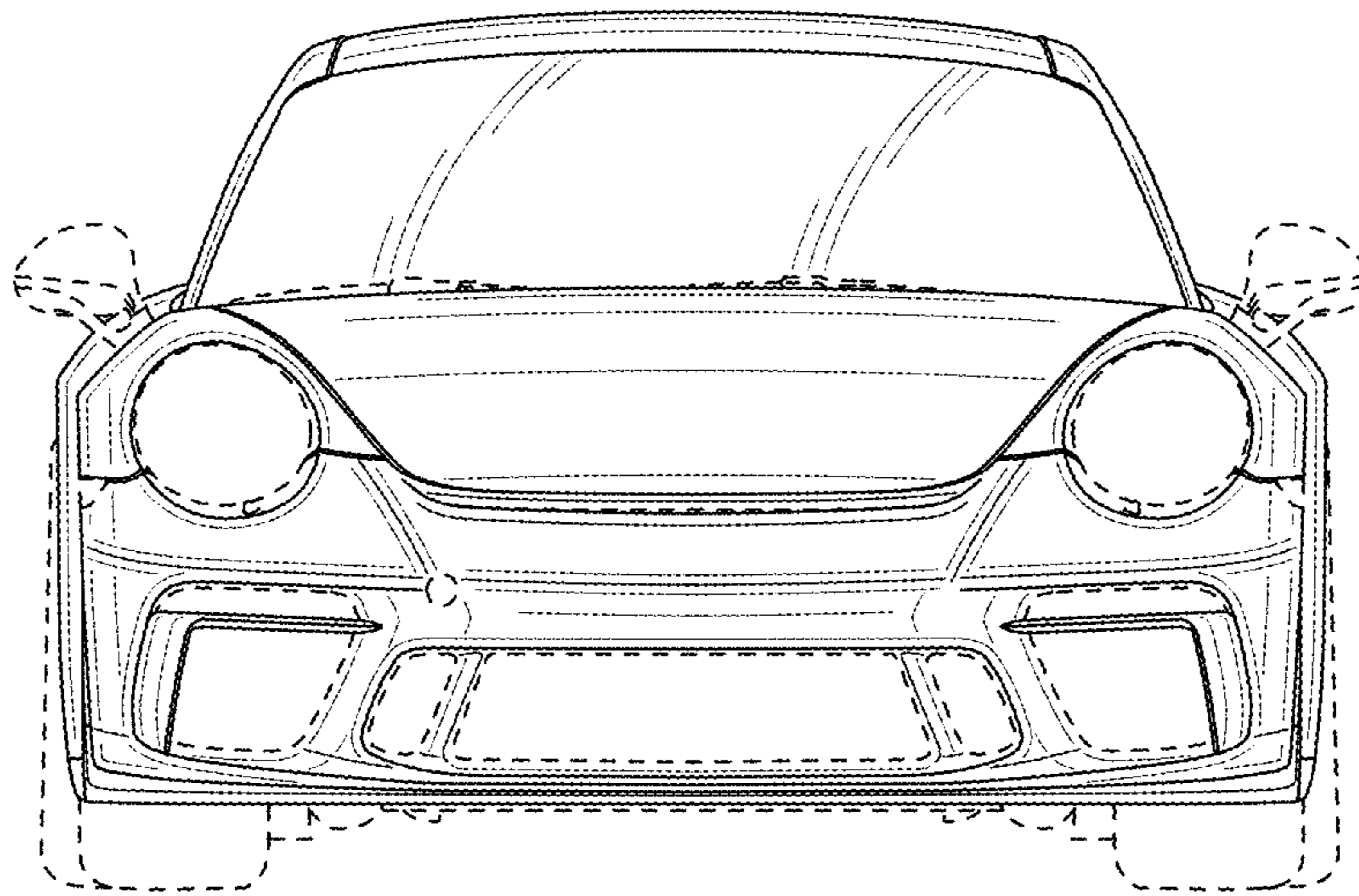


FIG. 3




FIG. 4

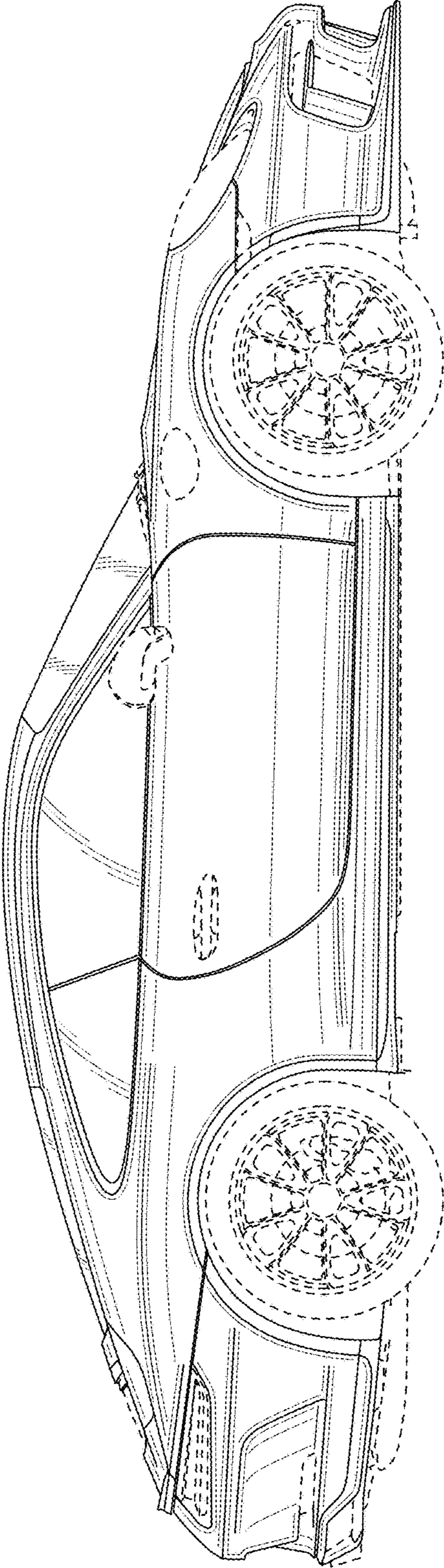


FIG. 5

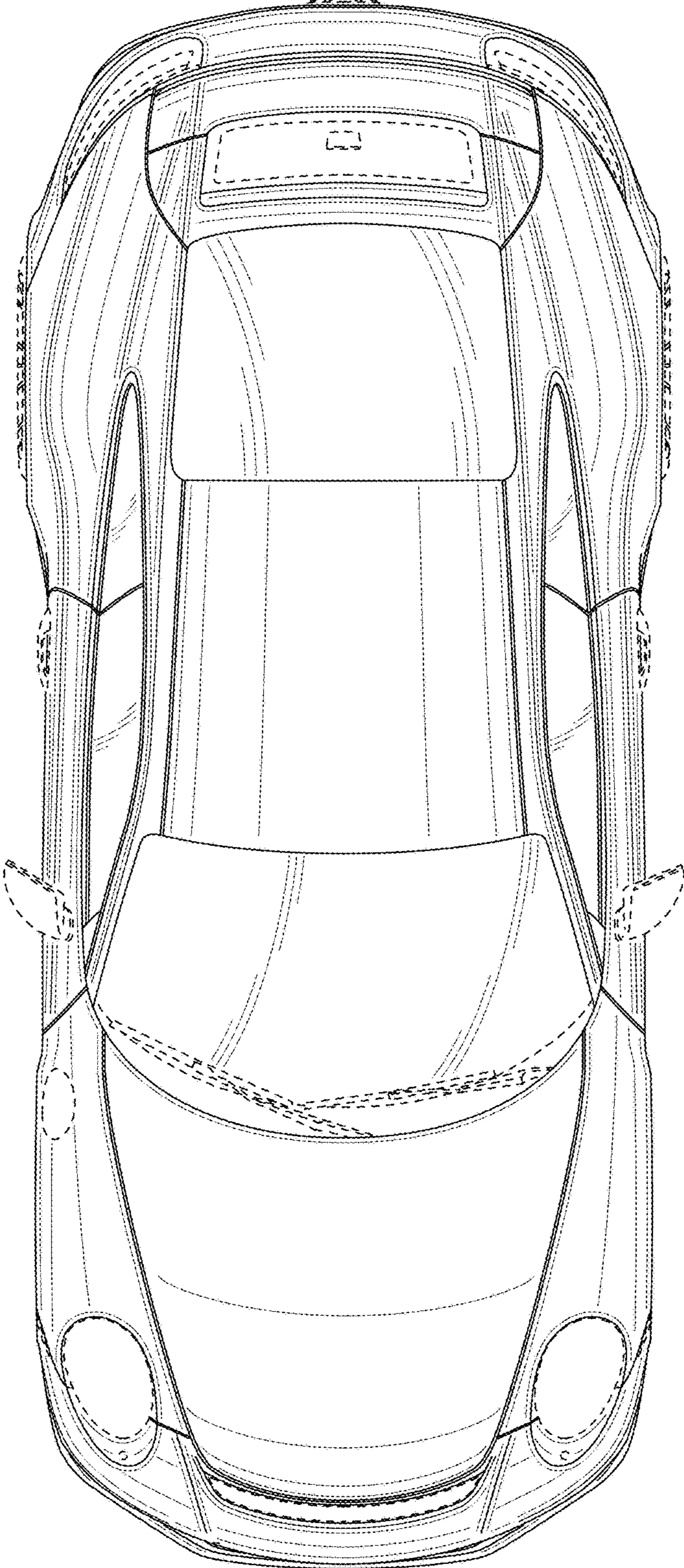


FIG. 6