



US00D833319S

(12) **United States Design Patent** (10) **Patent No.:** **US D833,319 S**  
**Valzan** (45) **Date of Patent:** **\*\* Nov. 13, 2018**

(54) **DIAL**

(71) Applicant: **HARRY WINSTON SA,**  
Plan-les-Ouates (CH)

(72) Inventor: **Sophie Valzan,** Genève (CH)

(73) Assignee: **Harry Winston SA,** Plan-les-Ouates (CH)

(\*\*) Term: **15 Years**

(21) Appl. No.: **29/618,231**

(22) Filed: **Sep. 20, 2017**

(30) **Foreign Application Priority Data**

Mar. 20, 2017 (WO) ..... DM/095 381

(51) **LOC (11) Cl.** ..... **10-07**

(52) **U.S. Cl.**  
USPC ..... **D10/126**

(58) **Field of Classification Search**

USPC ..... D10/1-39, 65, 70, 122-132; D14/344, D14/138 R

CPC ... G04F 1/00; G04F 1/06; G04F 1/063; G04F 7/06; G04F 7/0861; G04F 7/0871; G04F 7/08; G04F 7/0804; G04F 7/0842; G04F 7/0876; G04F 19/00; G04F 19/02; G04F 19/04; G04F 19/06; G04F 19/08; G04F 19/26; G04F 19/24; G04F 39/00; G04F 39/002; G04F 39/004; G04F 39/006; A01G 25/165; B05B 12/02

See application file for complete search history.

(56) **References Cited**

U.S. PATENT DOCUMENTS

D345,937 S *	4/1994	Kaneko .....	D10/126
D351,361 S *	10/1994	Itoh .....	D10/126
D729,100 S *	5/2015	Abdourahim .....	D10/126
D777,045 S *	1/2017	Abdourahim .....	D10/30
D777,046 S *	1/2017	Abdourahim .....	D10/30
D777,047 S *	1/2017	Blootacker .....	D10/30
D778,177 S *	2/2017	Blootacker .....	D10/30
D778,736 S *	2/2017	Abdourahim .....	D10/30
D798,745 S *	10/2017	Abdourahim .....	D10/37
D801,204 S *	10/2017	Blootacker .....	D10/126
D801,205 S *	10/2017	Blootacker .....	D10/126

\* cited by examiner

*Primary Examiner* — Eric L Goodman

*Assistant Examiner* — Aula Soroush

(74) *Attorney, Agent, or Firm* — Blank Rome LLP

(57) **CLAIM**

The ornamental design for a dial, as shown.

**DESCRIPTION**

FIG. 1 is a front right perspective view of a dial showing my new design;

FIG. 2 is a front view thereof;

FIG. 3 is a rear view thereof;

FIG. 4 is a left side view thereof;

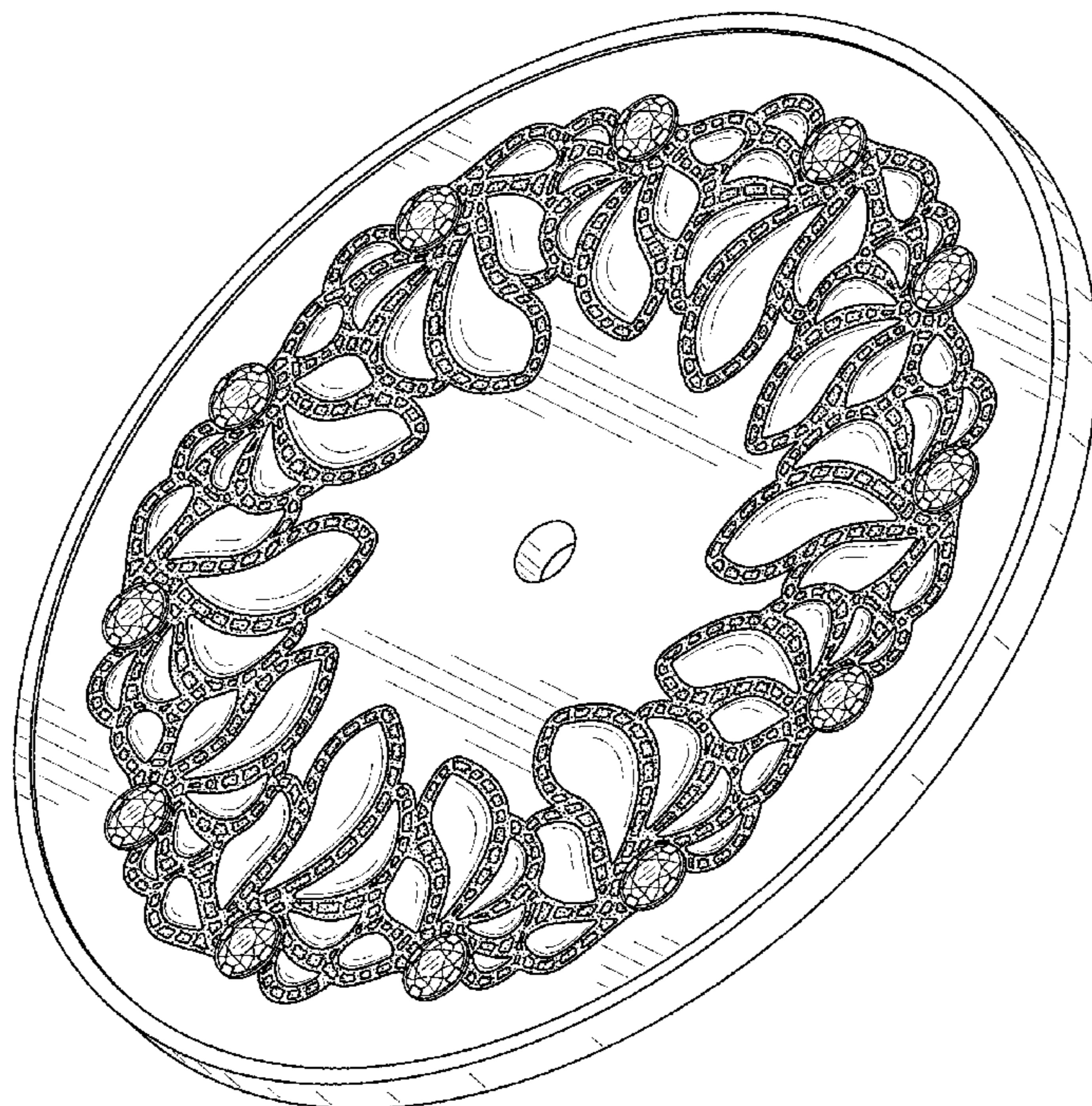
FIG. 5 is a right side view thereof;

FIG. 6 is a top view thereof;

FIG. 7 is a bottom view thereof; and,

FIG. 8 is a rear perspective view thereof.

**1 Claim, 5 Drawing Sheets**





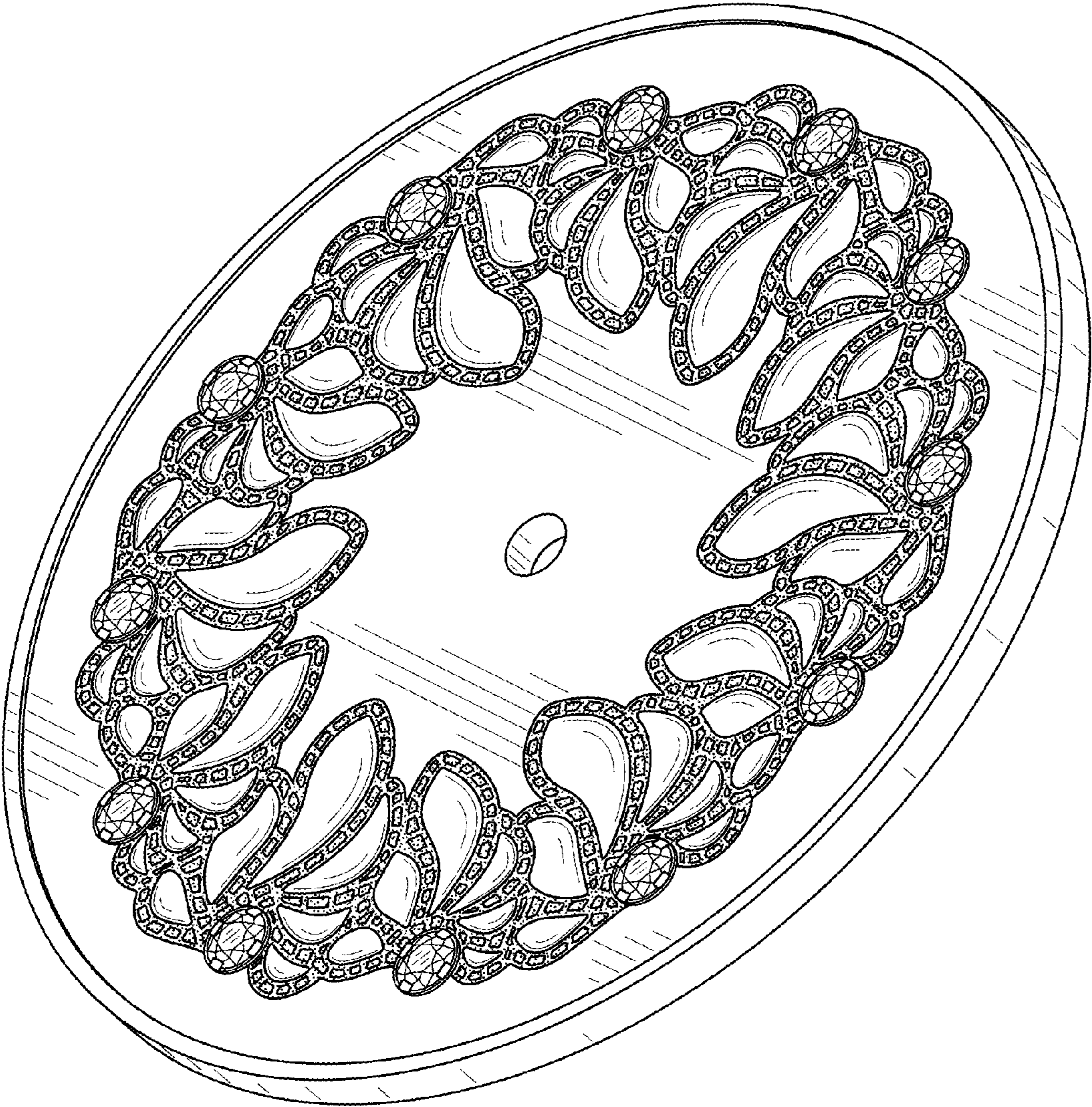


FIG. 1



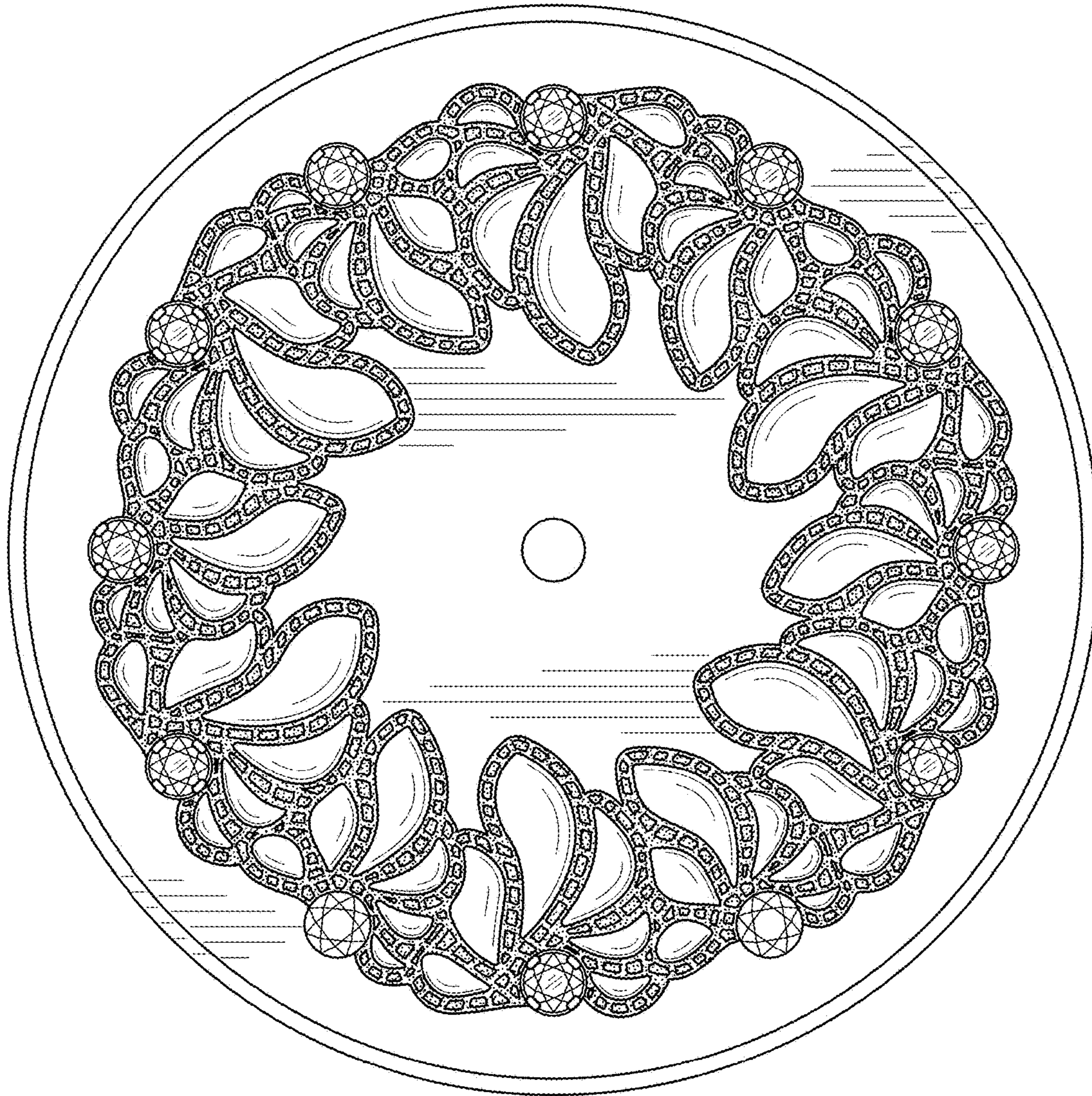


FIG. 2

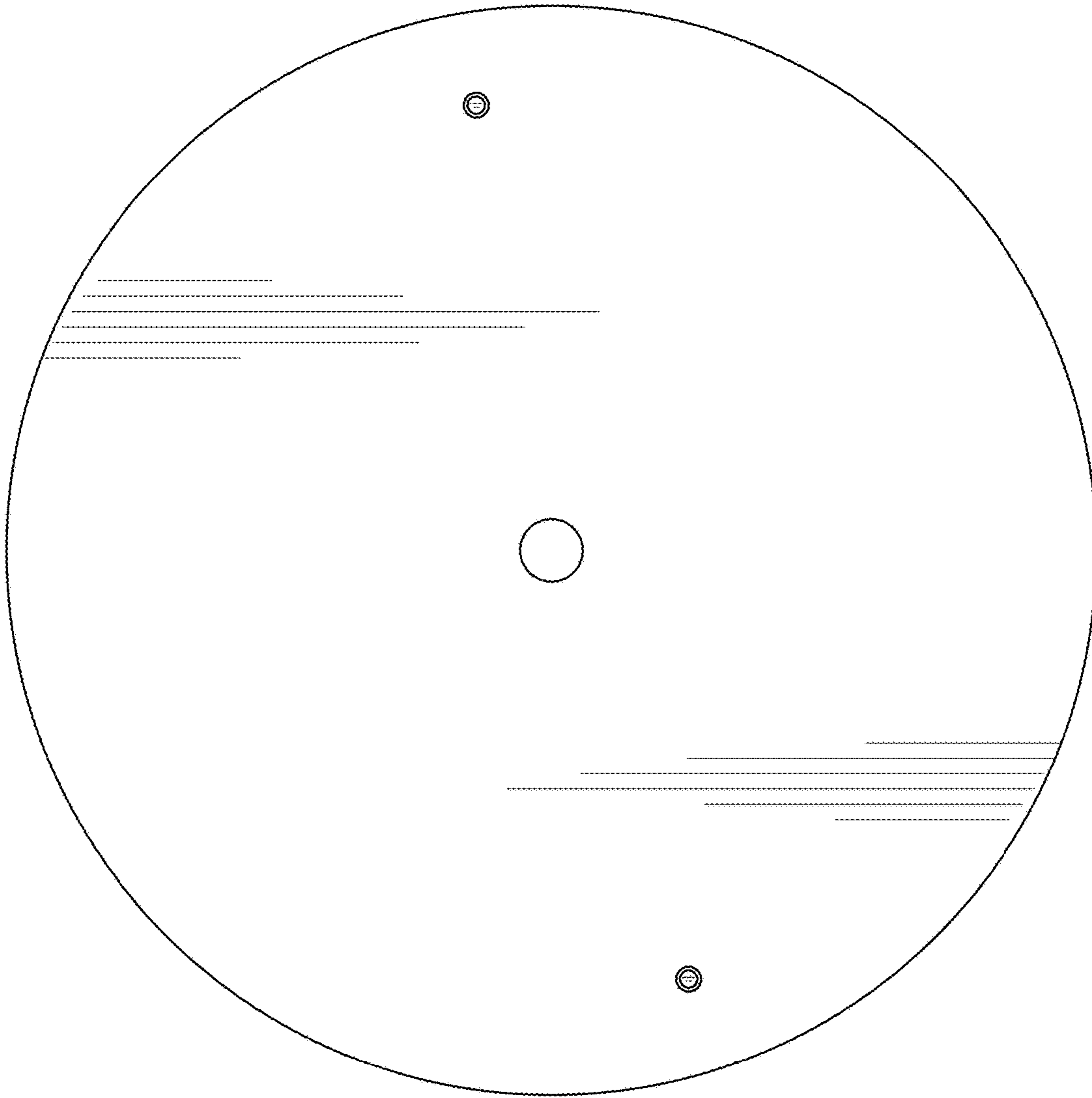


FIG. 3




FIG. 4



FIG. 5

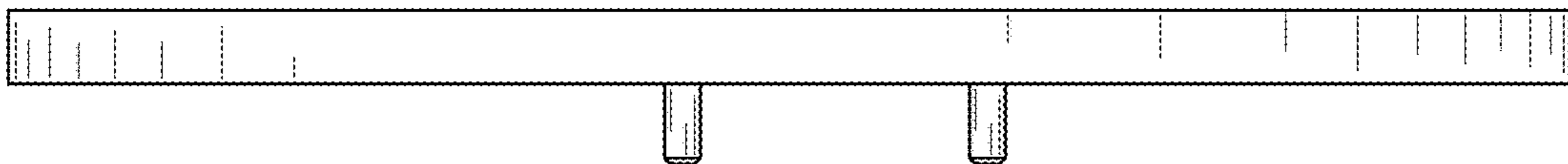


FIG. 6

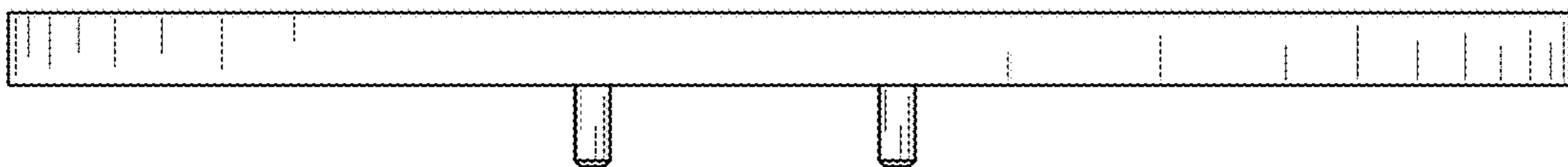


FIG. 7

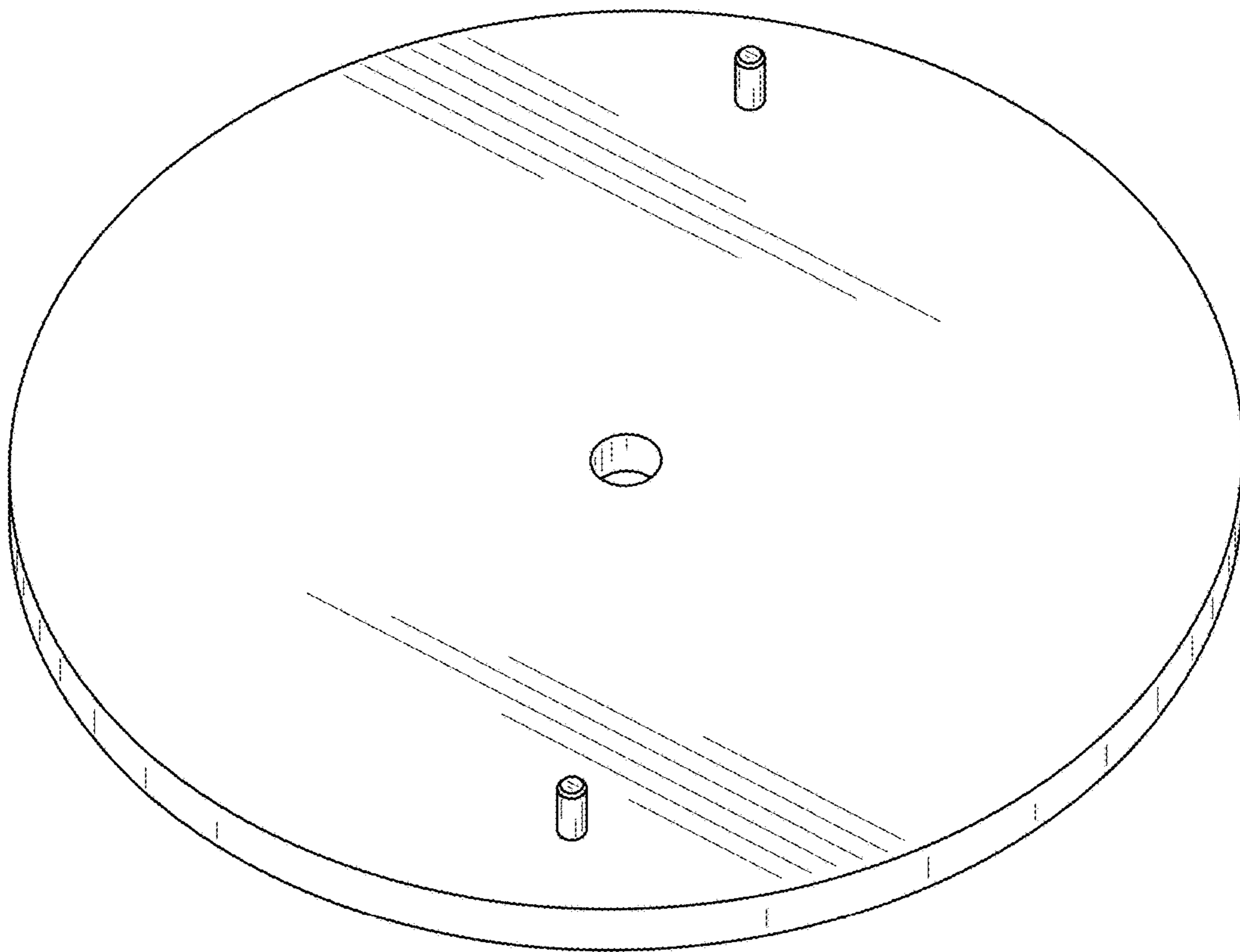


FIG. 8