

US00D833318S

(12) **United States Design Patent** (10) **Patent No.:** **US D833,318 S**  
**Valzan** (45) **Date of Patent:** **\*\* Nov. 13, 2018**

(54) **DIAL**  
(71) Applicant: **HARRY WINSTON SA,**  
Plan-les-Ouates (CH)  
(72) Inventor: **Sophie Valzan,** Genève (CH)  
(73) Assignee: **Harry Winston SA,** Plan-les-Ouates  
(CH)  
(\*\*) Term: **15 Years**

D539,688 S \* 4/2007 Bolt ..... D10/126  
D552,490 S \* 10/2007 Laucella ..... D10/31  
D554,535 S \* 11/2007 Journe ..... D10/31  
D559,128 S \* 1/2008 Laucella ..... D10/39  
D620,826 S \* 8/2010 Dupont ..... D10/126  
D620,827 S \* 8/2010 Cerrato ..... D10/126  
D768,017 S \* 10/2016 Calvani ..... D10/126  
D768,524 S \* 10/2016 Calvani ..... D10/126  
D768,525 S \* 10/2016 Calvani ..... D10/126  
D806,598 S \* 1/2018 Valzan ..... D10/126  
D808,840 S \* 1/2018 Valzan ..... D10/126  
D808,841 S \* 1/2018 Valzan ..... D10/126

\* cited by examiner

(21) Appl. No.: **29/617,657**

(22) Filed: **Sep. 15, 2017**

(30) **Foreign Application Priority Data**

Mar. 15, 2017 (WO) ..... DM/095 799

(51) **LOC (11) Cl.** ..... **10-07**

(52) **U.S. Cl.**  
USPC ..... **D10/126**

(58) **Field of Classification Search**  
USPC ..... D10/1-39, 65, 70, 122-132; D14/344,  
D14/138 R

CPC ... G04F 1/00; G04F 1/06; G04F 1/063; G04F  
7/06; G04F 7/0861; G04F 7/0871; G04F  
7/08; G04F 7/0804; G04F 7/0842; G04F  
7/0876; G04F 19/00; G04F 19/02; G04F  
19/04; G04F 19/06; G04F 19/08; G04F  
19/26; G04F 19/24; G04F 39/00; G04F  
39/002; G04F 39/004; G04F 39/006;  
A01G 25/165; B05B 12/02

See application file for complete search history.

(56) **References Cited**

**U.S. PATENT DOCUMENTS**

D526,923 S \* 8/2006 Okaya ..... D10/126  
D527,297 S \* 8/2006 Calvani ..... D10/126

*Primary Examiner* — Eric L Goodman

*Assistant Examiner* — Aula Soroush

(74) *Attorney, Agent, or Firm* — Blank Rome LLP

(57) **CLAIM**

The ornamental design for a dial, as shown and described.

**DESCRIPTION**

FIG. 1 is a front left perspective view of a dial showing my new design;

FIG. 2 is a rear side perspective view thereof;

FIG. 3 is a front view thereof;

FIG. 4 is a rear view thereof;

FIG. 5 is a left side view thereof;

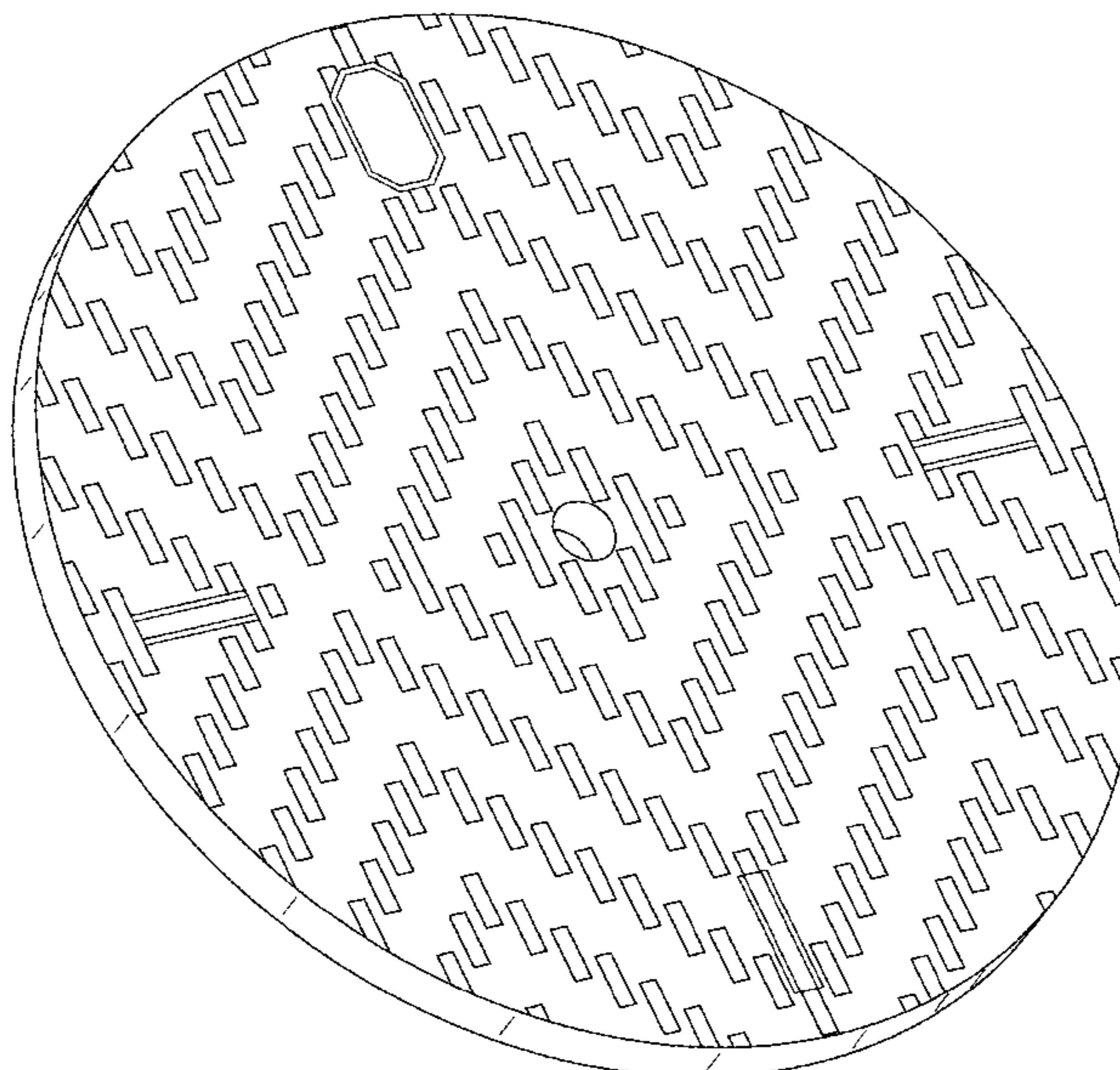
FIG. 6 is a right side view thereof;

FIG. 7 is a top view thereof; and,

FIG. 8 is a bottom view thereof.

The design depicted for the front of the dial is flat.

**1 Claim, 6 Drawing Sheets**



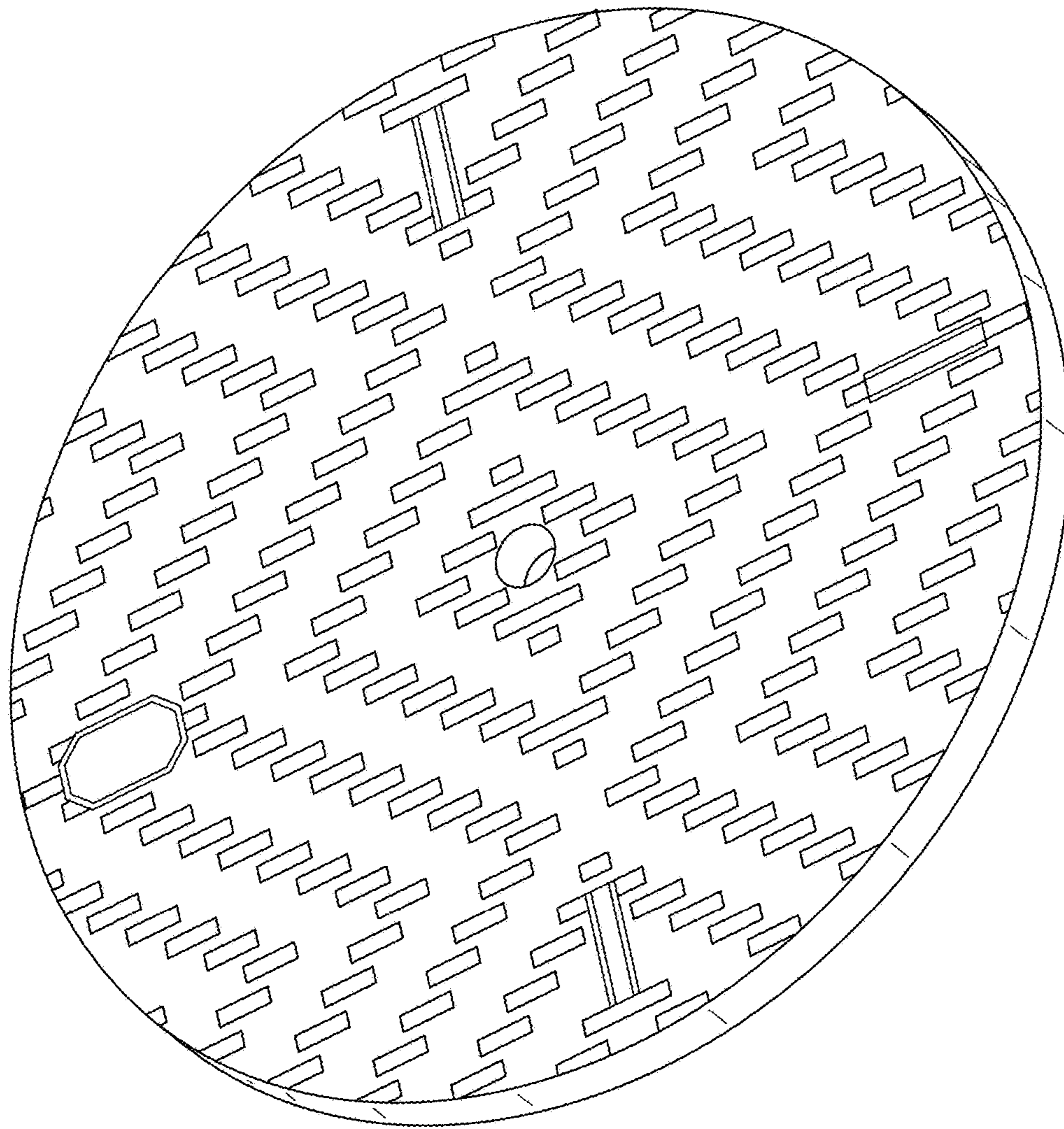


FIG. 1

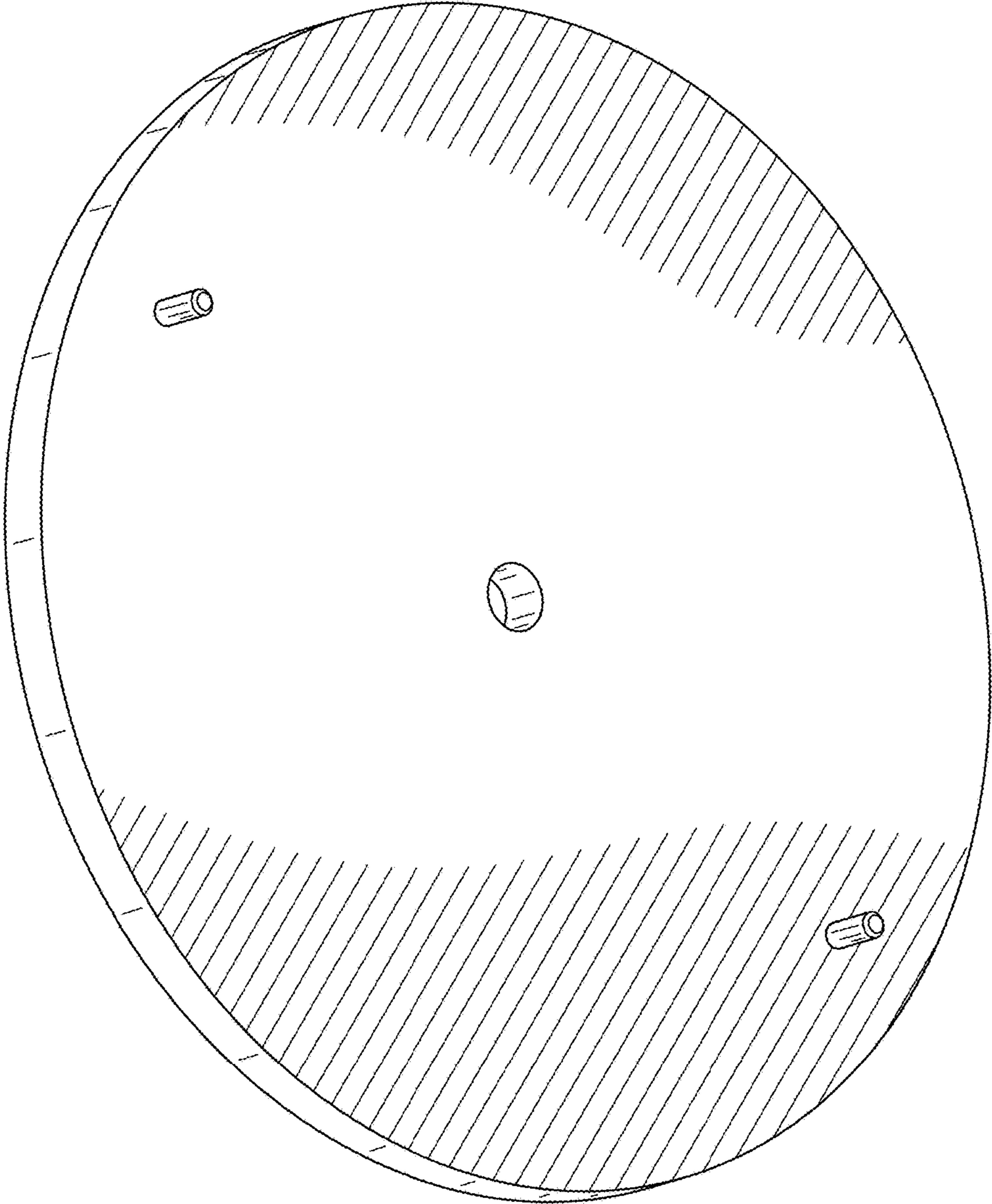


FIG. 2

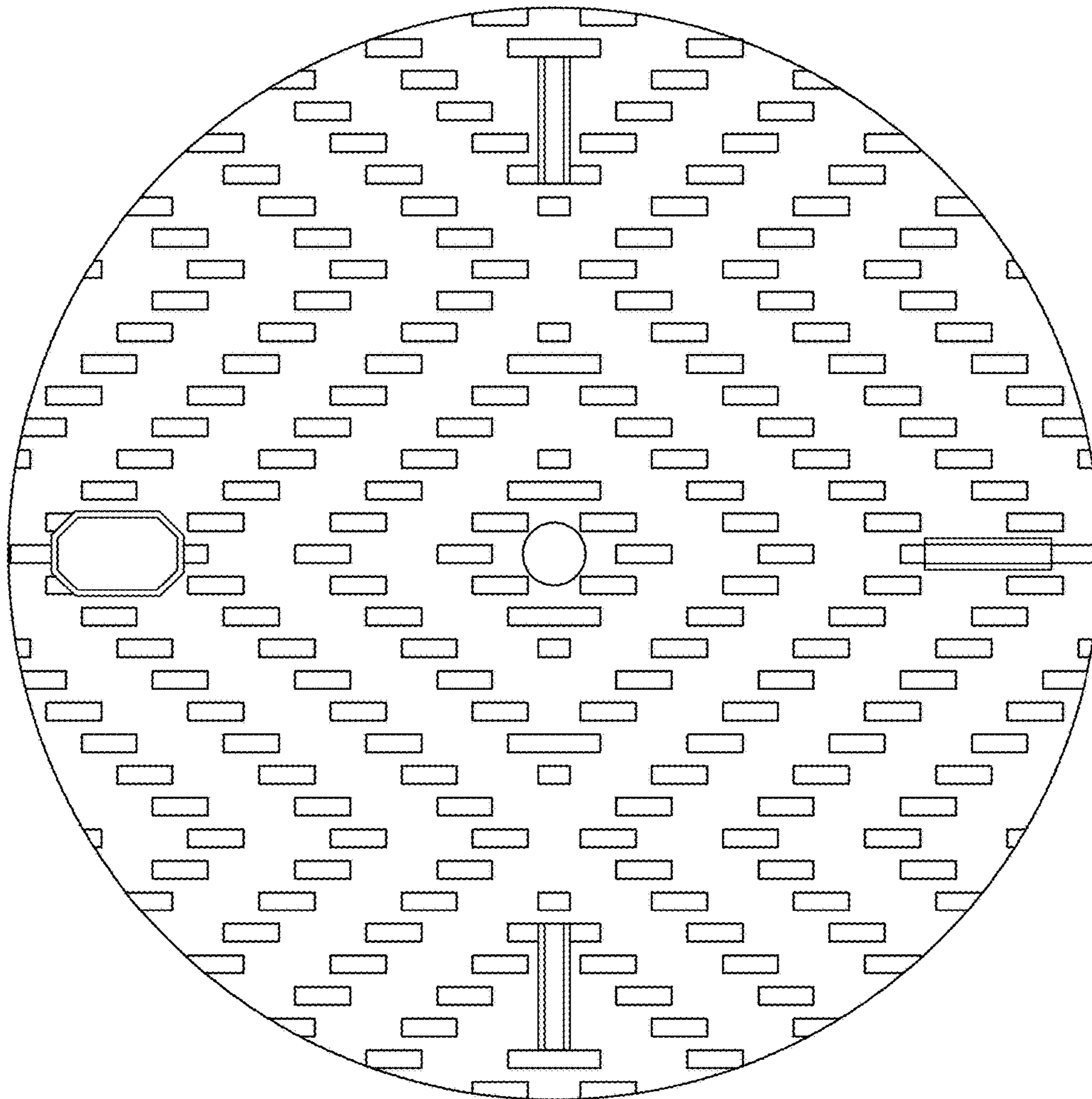


FIG. 3

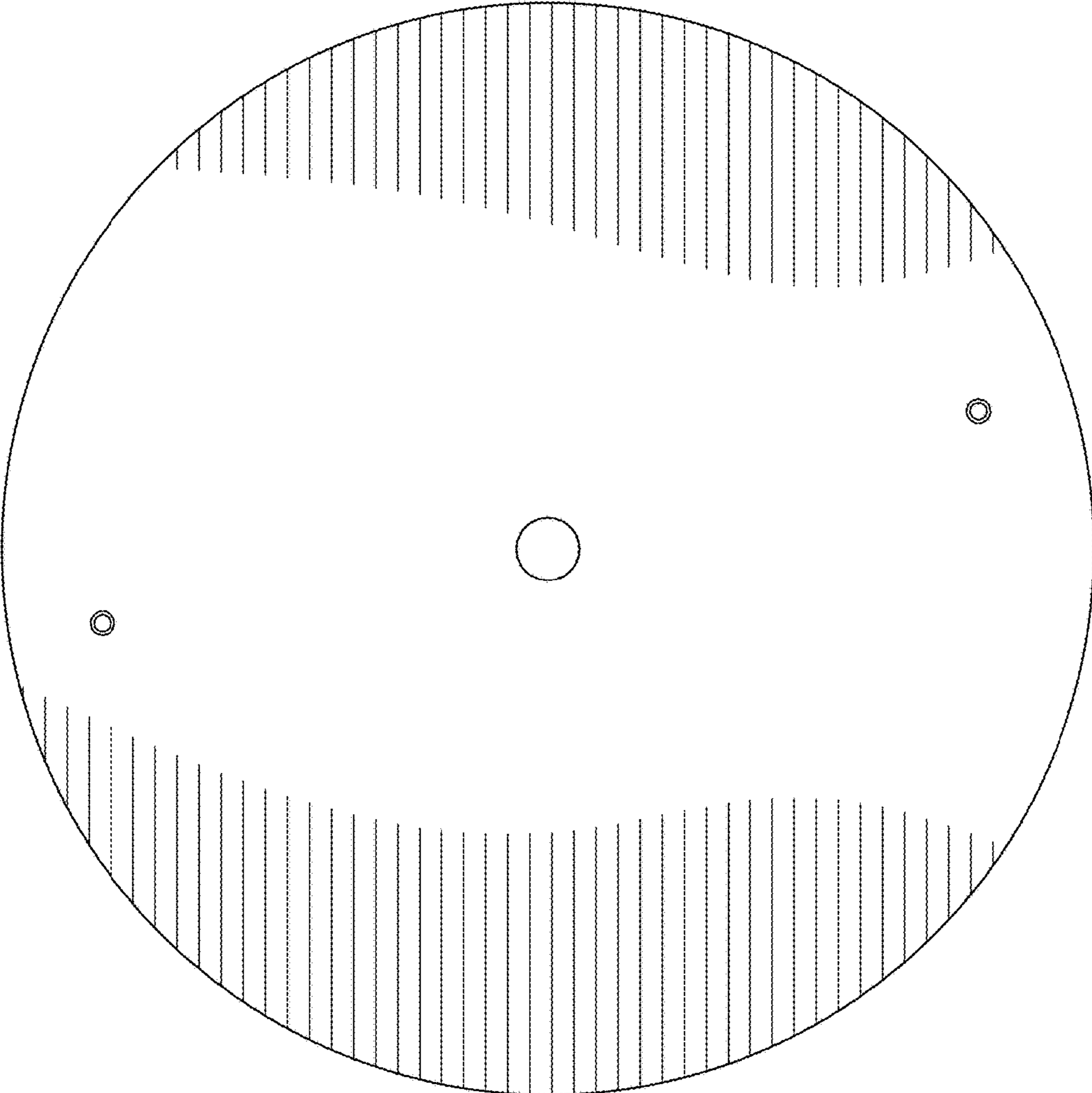


FIG. 4

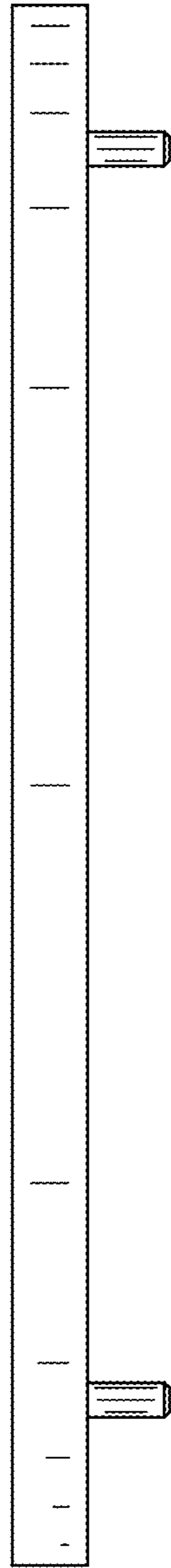


FIG. 5

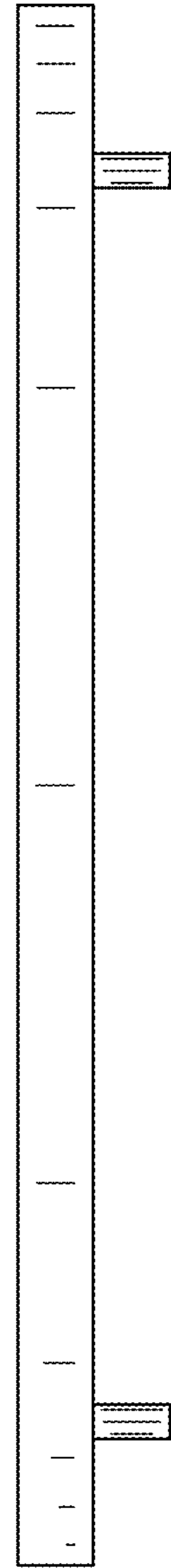


FIG. 6

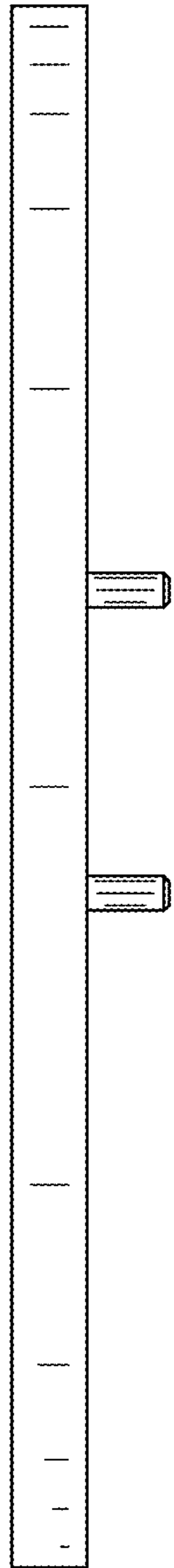


FIG. 7

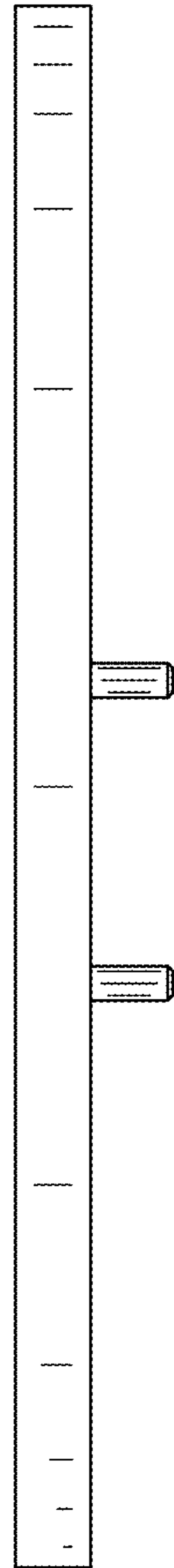


FIG. 8