



US00D833297S

(12) **United States Design Patent** (10) **Patent No.:** **US D833,297 S**
Sale et al. (45) **Date of Patent:** **** Nov. 13, 2018**

(54) **BAG WITH BOTTOM CORNER HANDLE**
(71) Applicants: **Mark D. Sale**, Kailua Kona, HI (US);
Tara J. Saville, Kailua Kona, HI (US);
Jay B. Paulson, Waikoloa, HI (US)
(72) Inventors: **Mark D. Sale**, Kailua Kona, HI (US);
Tara J. Saville, Kailua Kona, HI (US);
Jay B. Paulson, Waikoloa, HI (US)
(73) Assignee: **Baldwin Barlow & Baring Inc.**, Kailua
Kona, HI (US)
(**) Term: **15 Years**
(21) Appl. No.: **29/614,306**
(22) Filed: **Aug. 17, 2017**
(51) **LOC (11) Cl.** **09-05**
(52) **U.S. Cl.**
USPC **D9/703**
(58) **Field of Classification Search**
USPC D9/702-714, 719, 738-740, 517-518,
D9/522, 416, 435, 444, 460, 455, 414,
D9/499, 431-432; D7/560-562;
206/434, 426-427, 429-430, 485, 485.1,
206/499, 508, 431, 418-422, 588-594;
229/117.3, 185, 121, 122, 200, 207, 236,
229/87.01; 220/23.83; 150/100-118;
294/137, 152; 383/6, 10, 14, 20, 40, 33,
383/104-105, 117, 108, 120, 93, 121.1,
383/127; 428/34.3
CPC B65D 33/00; B65D 33/06; B65D 33/065;
B65D 33/14; B65D 33/1683; B65D
33/12; B65D 31/00; B65D 31/04; B65D
31/10; A45C 3/04; A45C 3/10
See application file for complete search history.

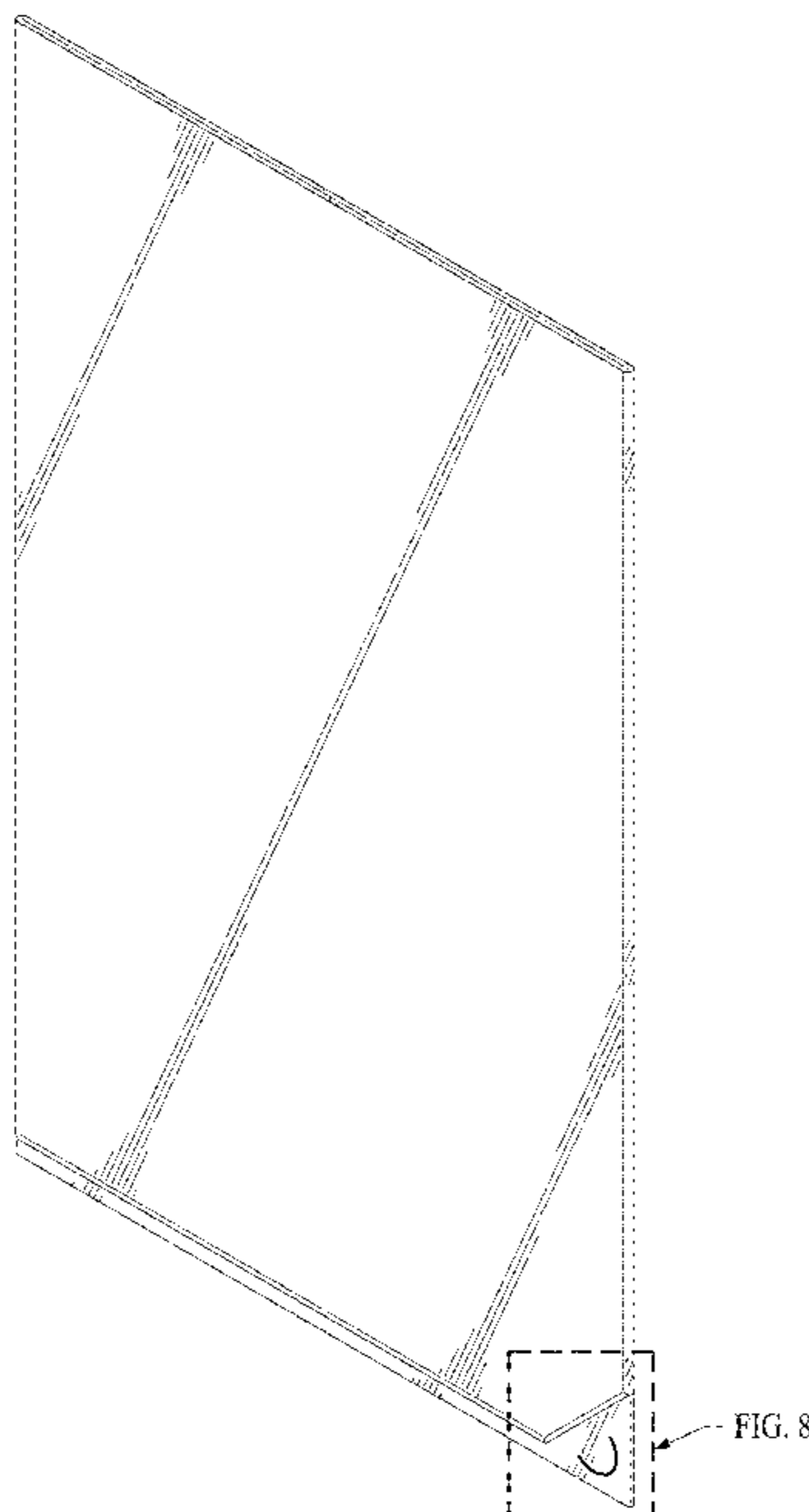
(56) **References Cited**
U.S. PATENT DOCUMENTS
D724,441 S * 3/2015 Fukuda D9/707
D746,152 S * 12/2015 Murray D9/707
D747,220 S * 1/2016 Farmer D9/713
D751,416 S * 3/2016 Halverson, III D9/702
D752,993 S * 4/2016 Halverson, III D9/702
D786,695 S * 5/2017 Abang, Jr. D9/703
D790,363 S * 6/2017 Halverson, III D9/709
D809,780 S * 2/2018 Simms D3/203.5
D809,928 S * 2/2018 Wigman D9/703
D813,055 S * 3/2018 Hokes D9/709
* cited by examiner

Primary Examiner — Abraham Bahta
(74) *Attorney, Agent, or Firm* — Sean D. Burdick

(57) **CLAIM**
The ornamental design for a bag with bottom corner handle,
as shown and described.

DESCRIPTION
FIG. 1 is a front perspective view of the bag with bottom
corner handle showing our new design.
FIG. 2 is a front elevation view thereof.
FIG. 3 is a rear elevation view thereof.
FIG. 4 is a right side view thereof.
FIG. 5 is a left side view thereof.
FIG. 6 is a top view thereof.
FIG. 7 is a bottom view thereof; and,
FIG. 8 is a detail view of the lower right corner of FIG. 1.
The broken line showing of a rectangle is included for the
purpose of illustrating the detail of the lower corner of the
bag and forms no part of the claimed design.

1 Claim, 5 Drawing Sheets



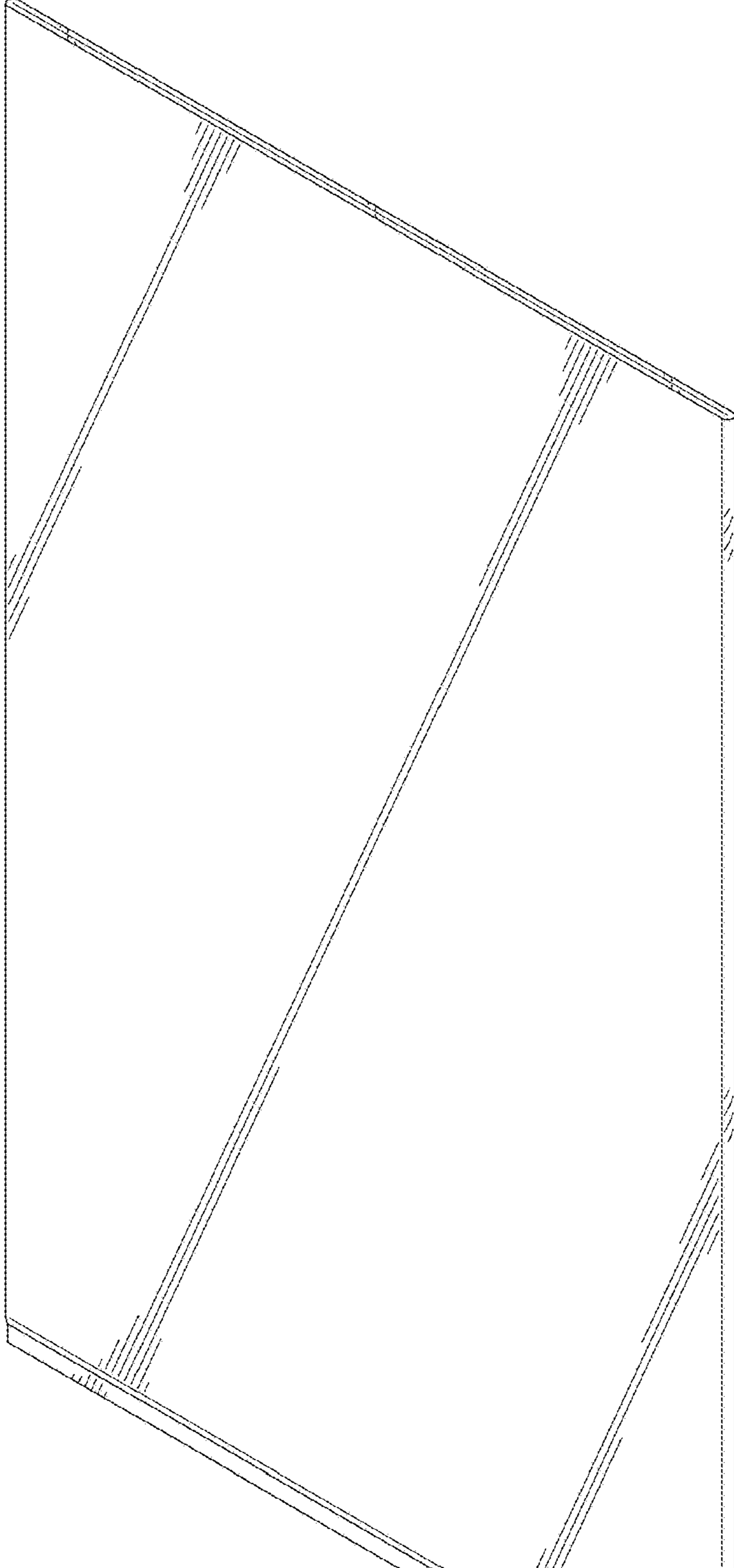


FIG. 1

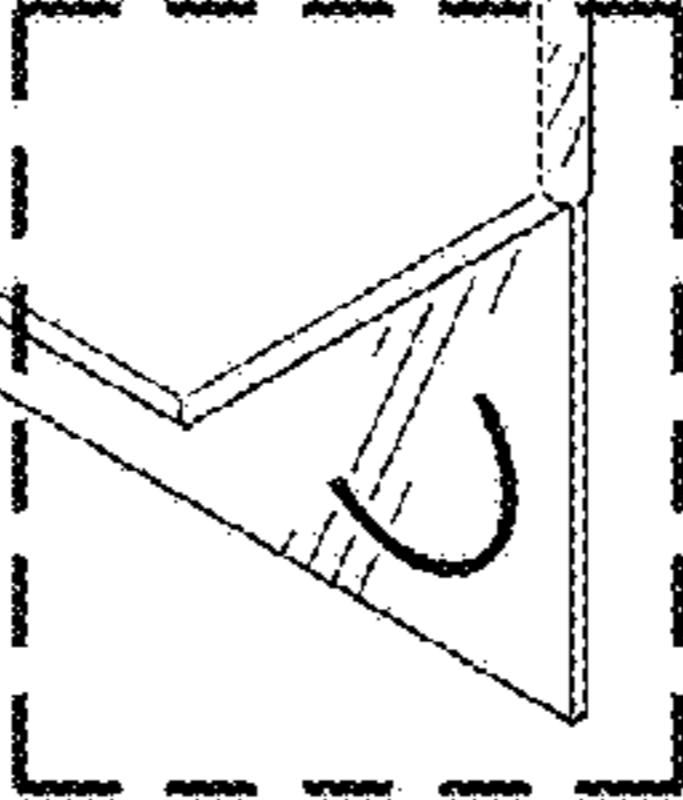


FIG. 8




FIG. 2




FIG. 3



FIG. 4

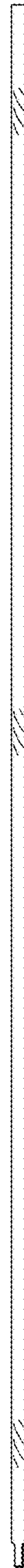


FIG. 5

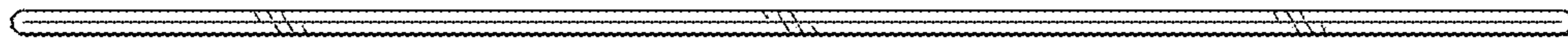


FIG. 6

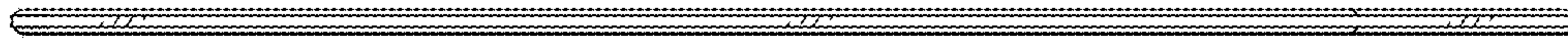


FIG. 7

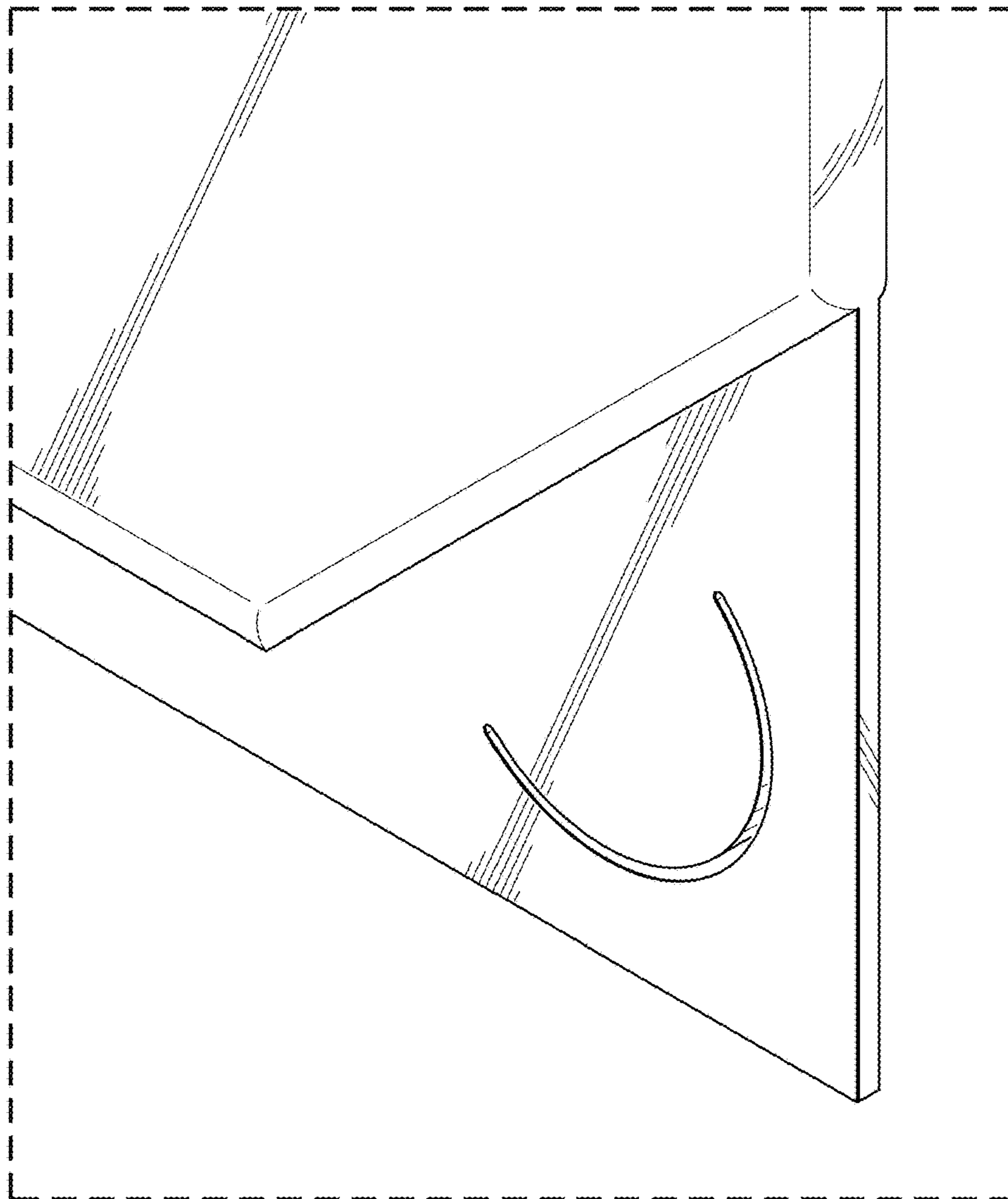


FIG. 8