



US00D833288S

(12) **United States Design Patent**
Murac et al.

(10) **Patent No.:** **US D833,288 S**
(45) **Date of Patent:** **** Nov. 13, 2018**

(54) **FRAGRANCE BOTTLE WITH CAP**

(71) Applicant: **Gabrielle Studio, Inc.**, New York, NY (US)

(72) Inventors: **Cedric Arnaud Murac**, New York, NY (US); **Michelle A. Badalich**, New York, NY (US); **Sharon Sut Lo**, Flushing, NY (US); **Samuel O'Donahue**, New York, NY (US)

(73) Assignee: **Gabrielle Studio, Inc.**, New York, NY (US)

(**) Term: **15 Years**

(21) Appl. No.: **29/626,109**

(22) Filed: **Nov. 15, 2017**

(51) **LOC (11) Cl.** **09-01**

(52) **U.S. Cl.**
USPC **D9/546**; D9/559; D9/574; D9/453

(58) **Field of Classification Search**
USPC D9/434, 436, 453, 454, 516, 544, 546, D9/559, 572, 573, 574, 682, 692, 715, D9/719, 728; D3/205
CPC B65D 2501/0081; B65D 1/0223; B65D 51/18

See application file for complete search history.

(56) **References Cited**

U.S. PATENT DOCUMENTS

D252,736 S *	8/1979	Grodin	D9/544
D302,873 S *	8/1989	Sayn Wittgenstein	D28/85
D315,850 S *	4/1991	Wu	D7/679
D318,617 S *	7/1991	Scarpa	D9/452
D356,502 S *	3/1995	Poandl	D9/520
D453,109 S *	1/2002	Piquet	D9/451
D481,801 S *	11/2003	Whitley	D24/224
D517,185 S	3/2006	Chen		
D542,136 S	5/2007	Lilico		

D542,140 S *	5/2007	Garcia-Ruiz	D9/453
D545,147 S *	6/2007	Marshall	D7/679
D548,095 S *	8/2007	McGuinness	D9/435
D566,555 S *	4/2008	Berman	D9/453
D573,480 S *	7/2008	Berthet	D9/544
D583,678 S *	12/2008	Yamamoto	D9/688
D597,409 S *	8/2009	Ruybal	D9/529
D599,675 S *	9/2009	Premo	D9/687
D605,948 S *	12/2009	Sposato	D9/546
D642,930 S	8/2011	Premo		
D644,515 S	9/2011	Tieleman et al.		
D649,471 S *	11/2011	Guglielmo	D9/559
D650,690 S	12/2011	Guglielmo et al.		
D655,615 S	3/2012	Servaire		

(Continued)

FOREIGN PATENT DOCUMENTS

CN	3483915	11/2005
CN	3566075	10/2006

(Continued)

Primary Examiner — Ian Simmons

Assistant Examiner — Keith Frank

(74) *Attorney, Agent, or Firm* — Peter Giancana

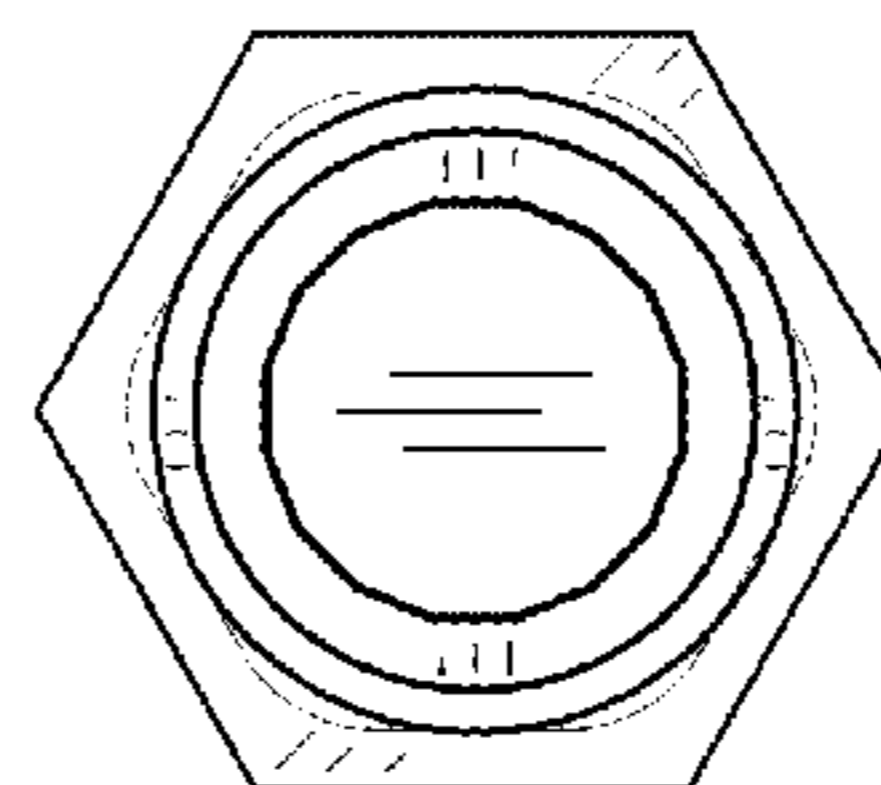
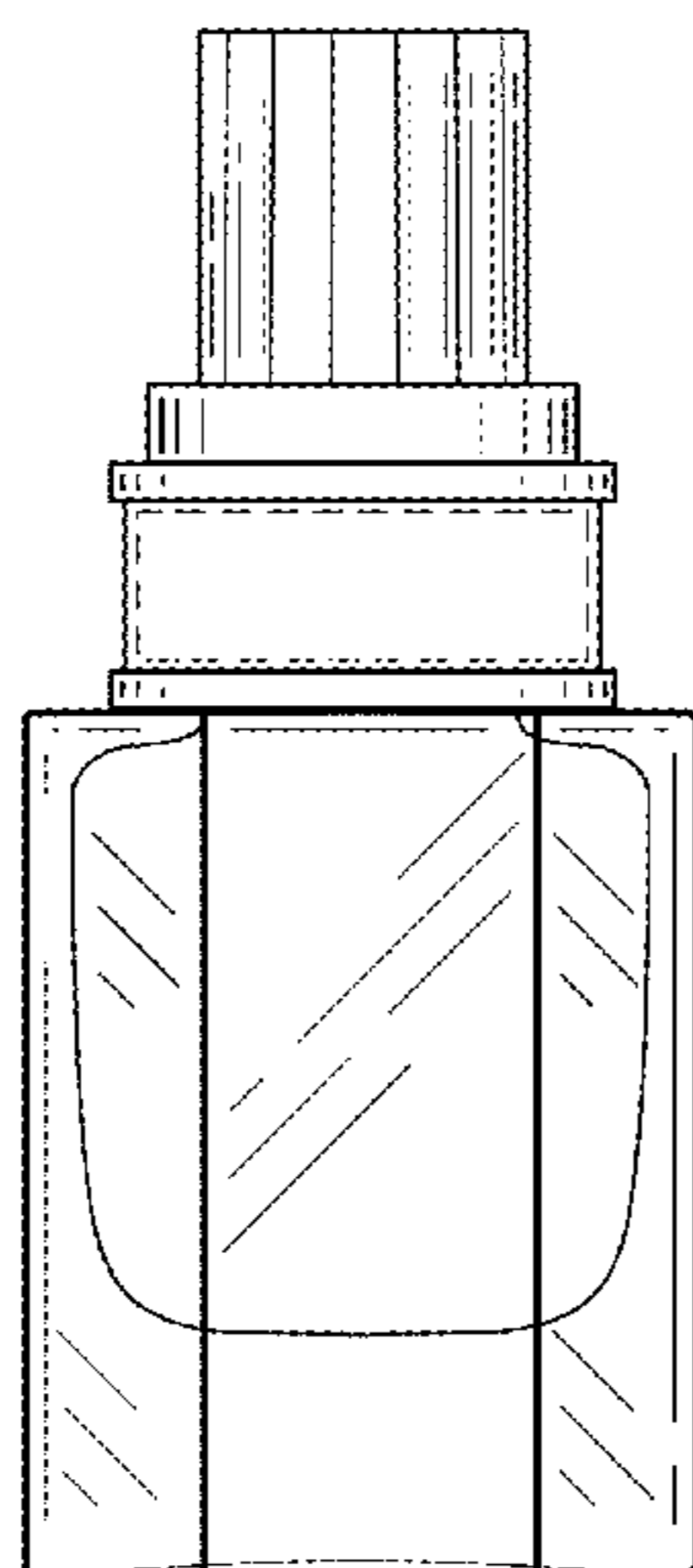
(57) **CLAIM**

The ornamental design for a fragrance bottle with cap, substantially as shown and described.

DESCRIPTION

FIG. 1 is a front perspective view showing our new design for a fragrance bottle with cap;
FIG. 2 is a front elevation view thereof;
FIG. 3 is a left side elevation view thereof;
FIG. 4 is a rear elevation view thereof;
FIG. 5 is a right side elevation view thereof;
FIG. 6 is a top plan view thereof; and,
FIG. 7 is a bottom plan view thereof.
In the drawings, features within broken lines form no part of the claimed design.

1 Claim, 3 Drawing Sheets



(56)

References Cited

U.S. PATENT DOCUMENTS

D661,199	S	6/2012	Bennett	
D662,827	S *	7/2012	Watabe	D9/453
D695,627	S *	12/2013	Chen	D9/687
D732,969	S	6/2015	Berard	
D734,164	S	7/2015	Guichot	
D743,264	S *	11/2015	Mariani	D9/435
D760,087	S *	6/2016	Dittmer	D9/516
D763,696	S *	8/2016	Eisen	D9/443
D764,922	S *	8/2016	Eble	D9/520
D808,282	S *	1/2018	Weber	D9/726
D810,577	S *	2/2018	Nguyen	D9/516
D818,840	S *	5/2018	Nagata	D9/692

FOREIGN PATENT DOCUMENTS

CN	301060449	11/2009
CN	301211668	5/2010
CN	302229600	12/2012
CN	303463745	11/2015
CN	303463825	11/2015
CN	304070561	3/2017
EM	000368170-0001	8/2005
KR	300411498-0000	4/2006
KR	300581691-0000	12/2010
KR	300776440-0000	12/2014

* cited by examiner

FIG. 1

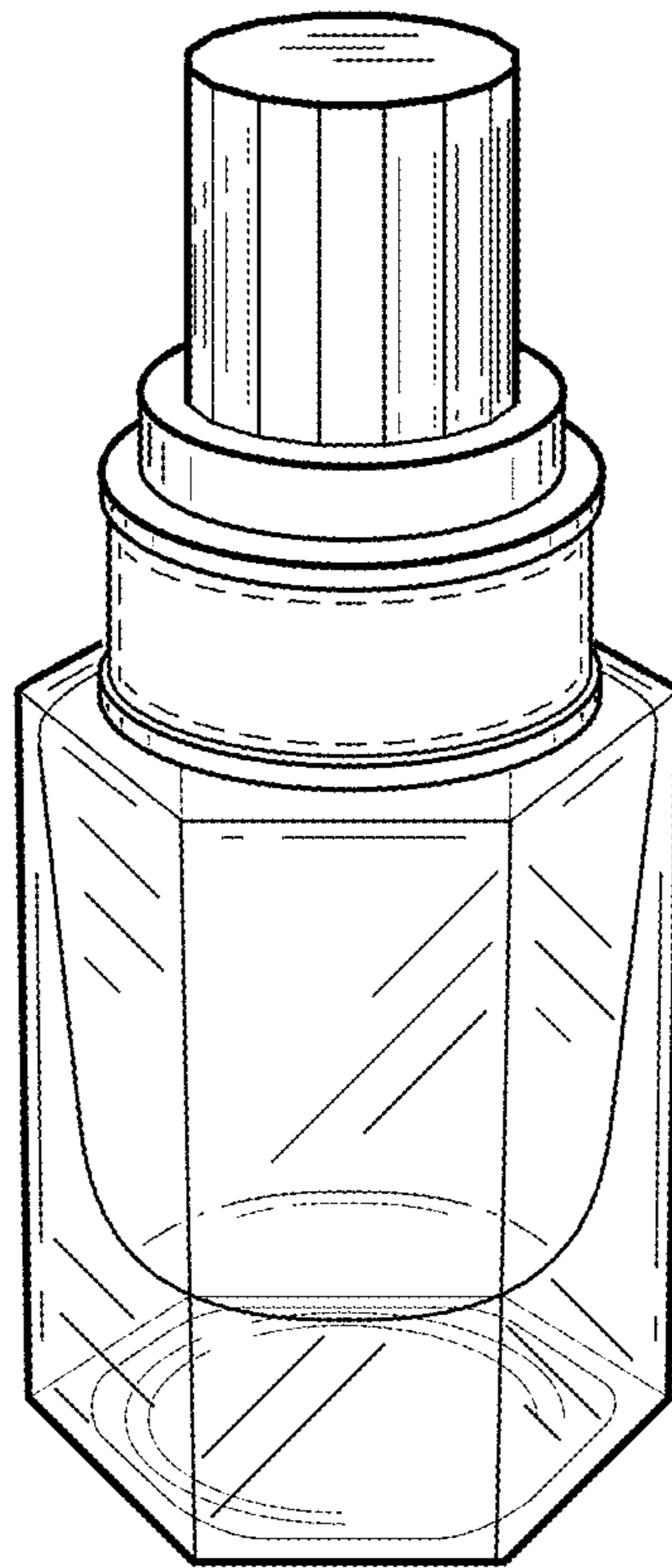


FIG. 2

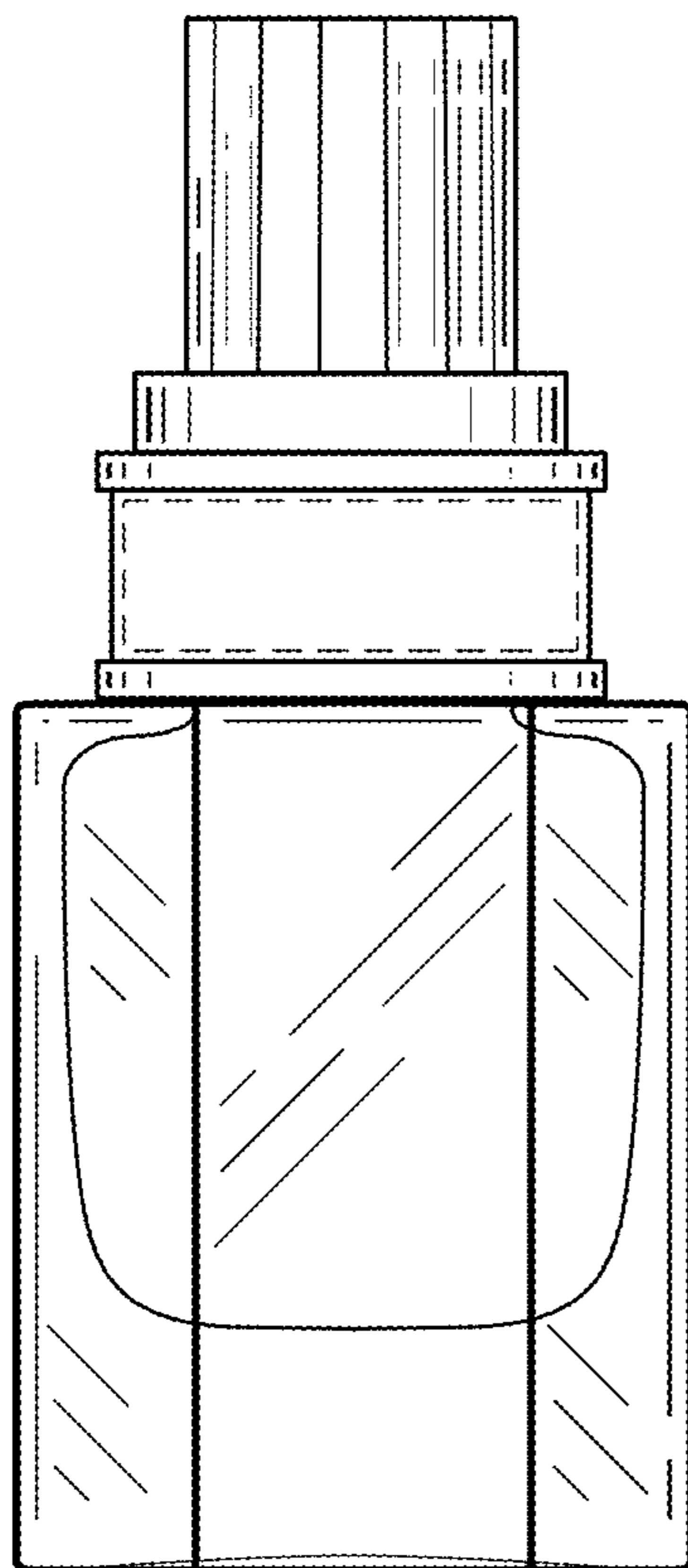


FIG. 3

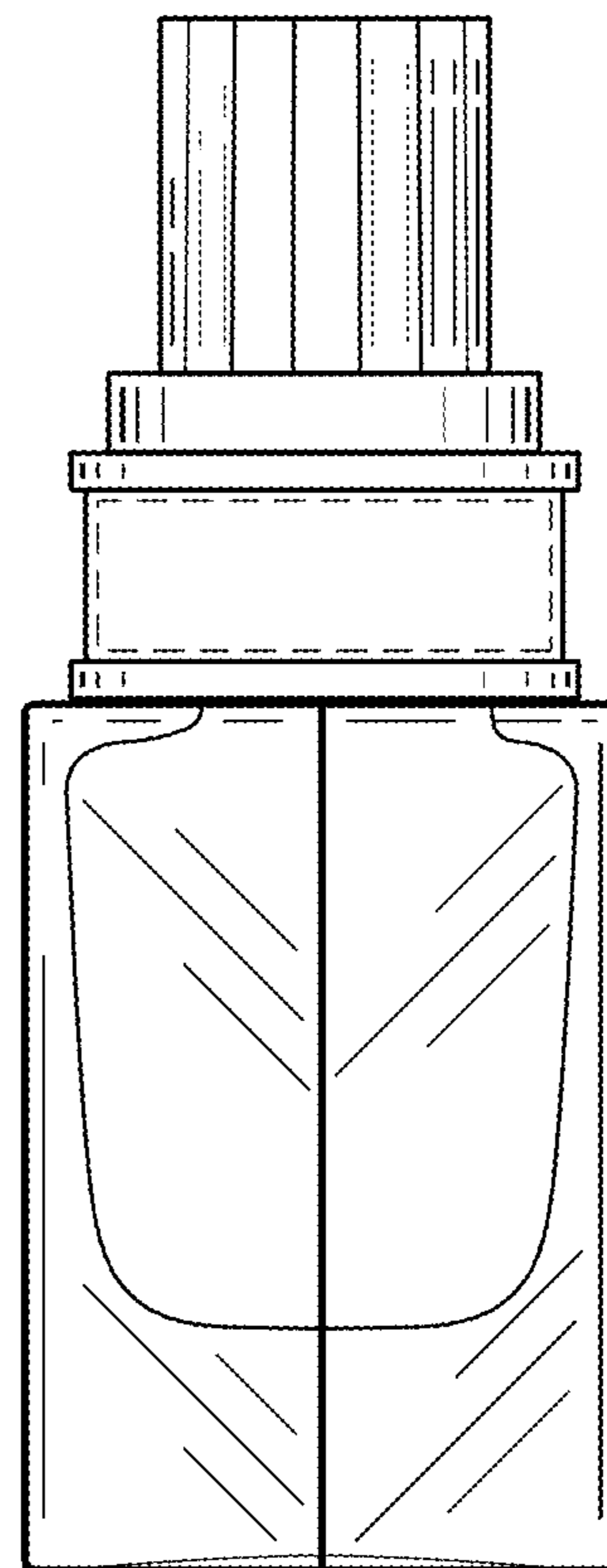


FIG. 4

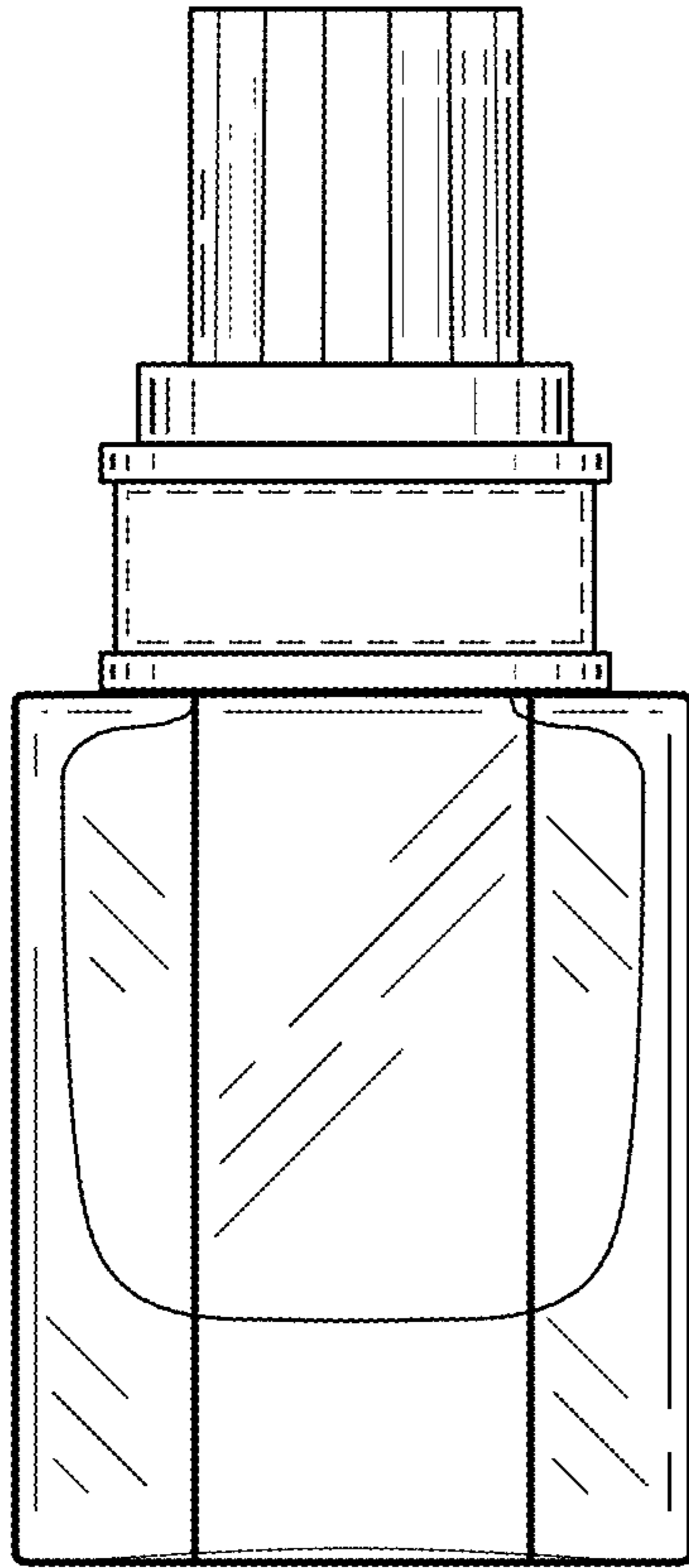


FIG. 5

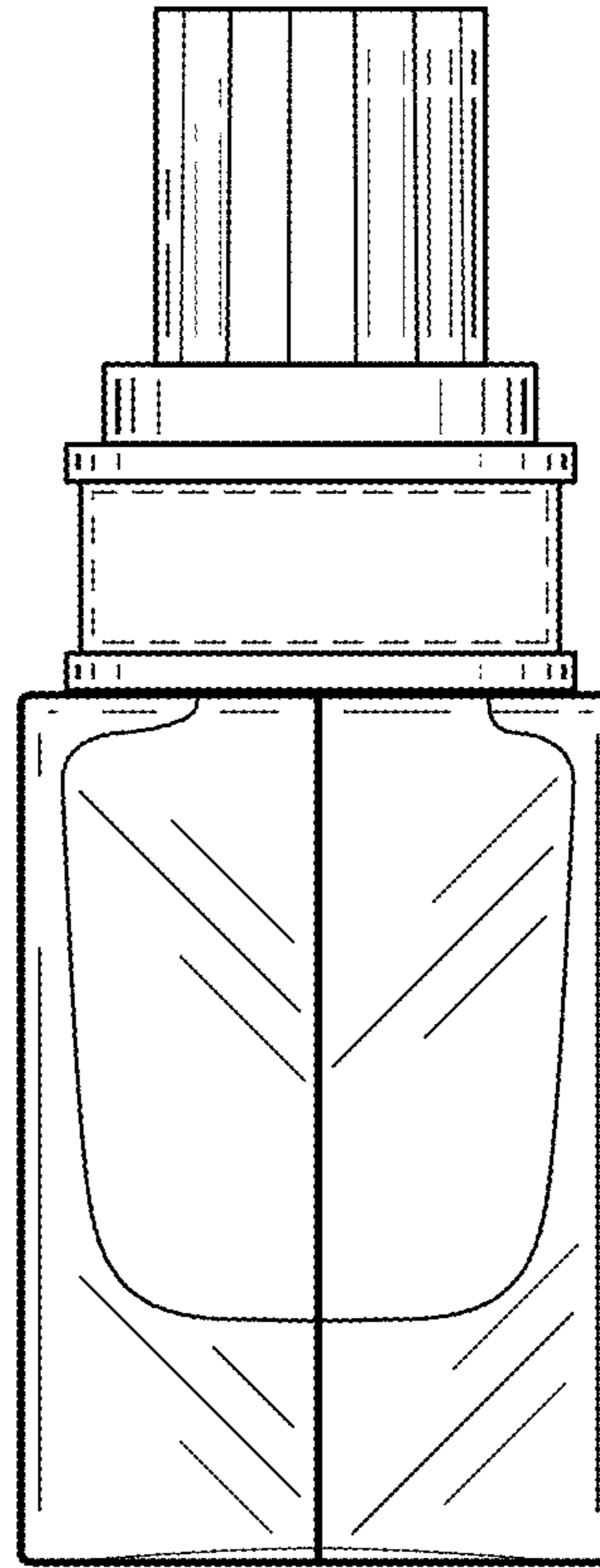


FIG. 6

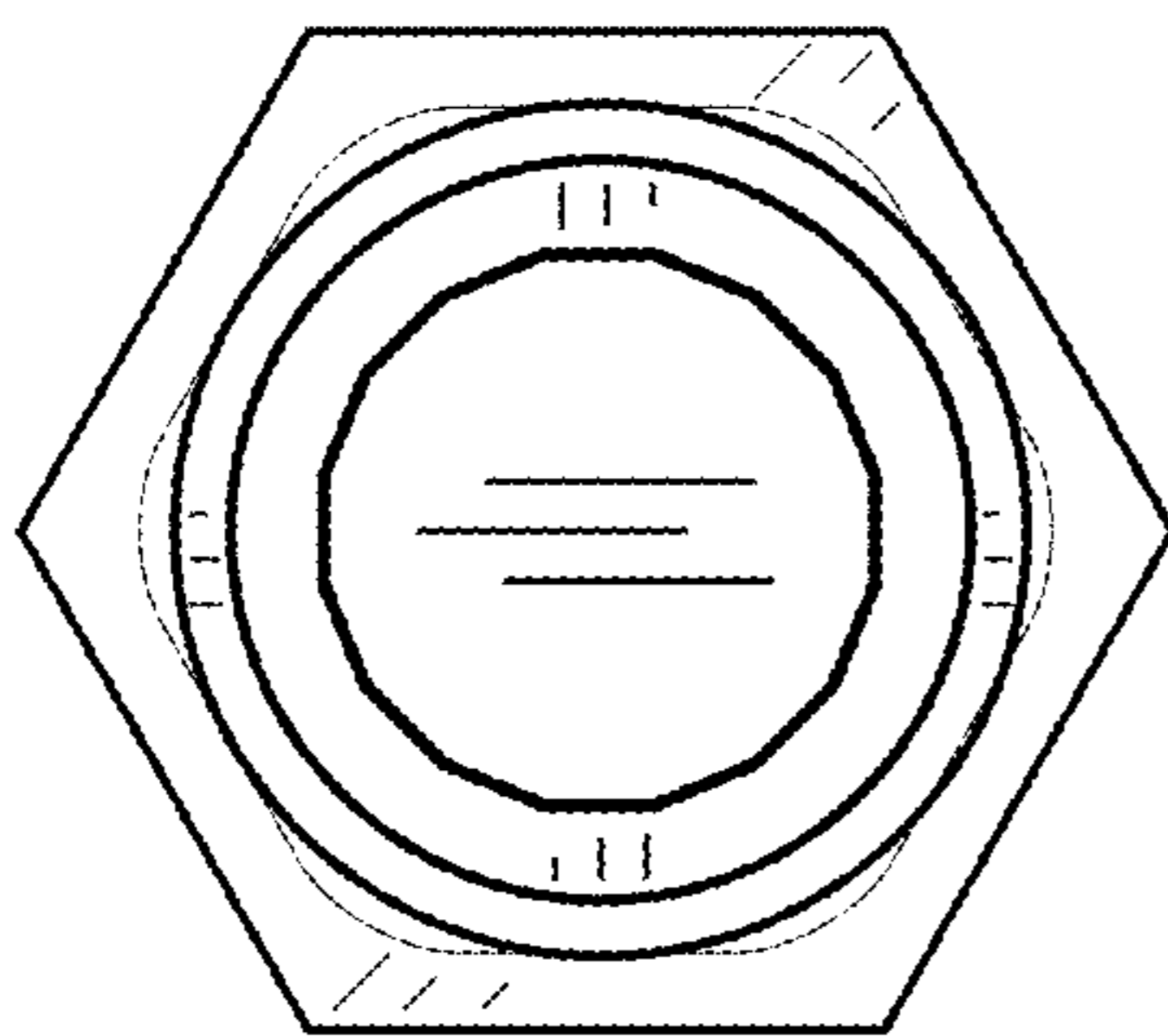


FIG. 7

