



US00D833284S

(12) **United States Design Patent**
Salotti

(10) **Patent No.:** **US D833,284 S**

(45) **Date of Patent:** **** Nov. 13, 2018**

(54) **CONTAINER**

(71) Applicant: **Total S.A.**, Courbevoie (FR)

(72) Inventor: **Beatrice Salotti**, Paris (FR)

(73) Assignee: **Total S.A.**, Courbevoie (FR)

(**) Term: **15 Years**

(21) Appl. No.: **29/603,863**

(22) Filed: **May 12, 2017**

(30) **Foreign Application Priority Data**

Apr. 6, 2017 (EM) 003844687-0001

(51) **LOC (11) Cl.** **09-01**

(52) **U.S. Cl.**
USPC **D9/528**

(58) **Field of Classification Search**
USPC D9/522, 528, 530, 531, 534, 543, 549,
D9/558, 564, 565, 569, 572, 573;
215/40, 44, 200, 381-384, 396; 220/288,
220/662, 669, 675, 752, 755, 771;
222/182, 209; 426/115

CPC B65D 1/02; B65D 1/0223; B65D 1/0246;
B65D 5/46; B65D 41/00; B65D 41/02;
B65D 41/04; B65D 2501/00; B65D
2501/0009

See application file for complete search history.

(56) **References Cited**

U.S. PATENT DOCUMENTS

D252,186 S * 6/1979 Moller D9/527
D307,391 S * 4/1990 Blair D9/528
D336,433 S * 6/1993 Guislain D9/435
D486,738 S * 2/2004 Wiper D9/528

D528,424 S * 9/2006 Archeny B65D 25/2894
D9/527
D618,551 S * 6/2010 Salotti D9/523
D626,846 S * 11/2010 Schlies D9/528
D629,694 S * 12/2010 Heisner D9/528
D656,028 S * 3/2012 Fleischhacker D9/516

FOREIGN PATENT DOCUMENTS

EM 000853189-0001 8/2008
EM 001253009-0001 1/2011
EM 001253017-0001 1/2011
EM 003283027-0001 7/2016
EM 003832781-0001 4/2017
FR 043409 10/2004
FR 082262-001 7/2008

* cited by examiner

Primary Examiner — Derrick E Holland

Assistant Examiner — Janice Patyk

(74) *Attorney, Agent, or Firm* — Fross Zelnick Lehrman
& Zissu, P.C.; Charles T.J. Weigell, Esq.

(57) **CLAIM**

The ornamental design for a container, as shown and described.

DESCRIPTION

FIG. 1 is a left side view of a container showing my new design;

FIG. 2 is a right side view thereof;

FIG. 3 is top view thereof;

FIG. 4 is a front view thereof;

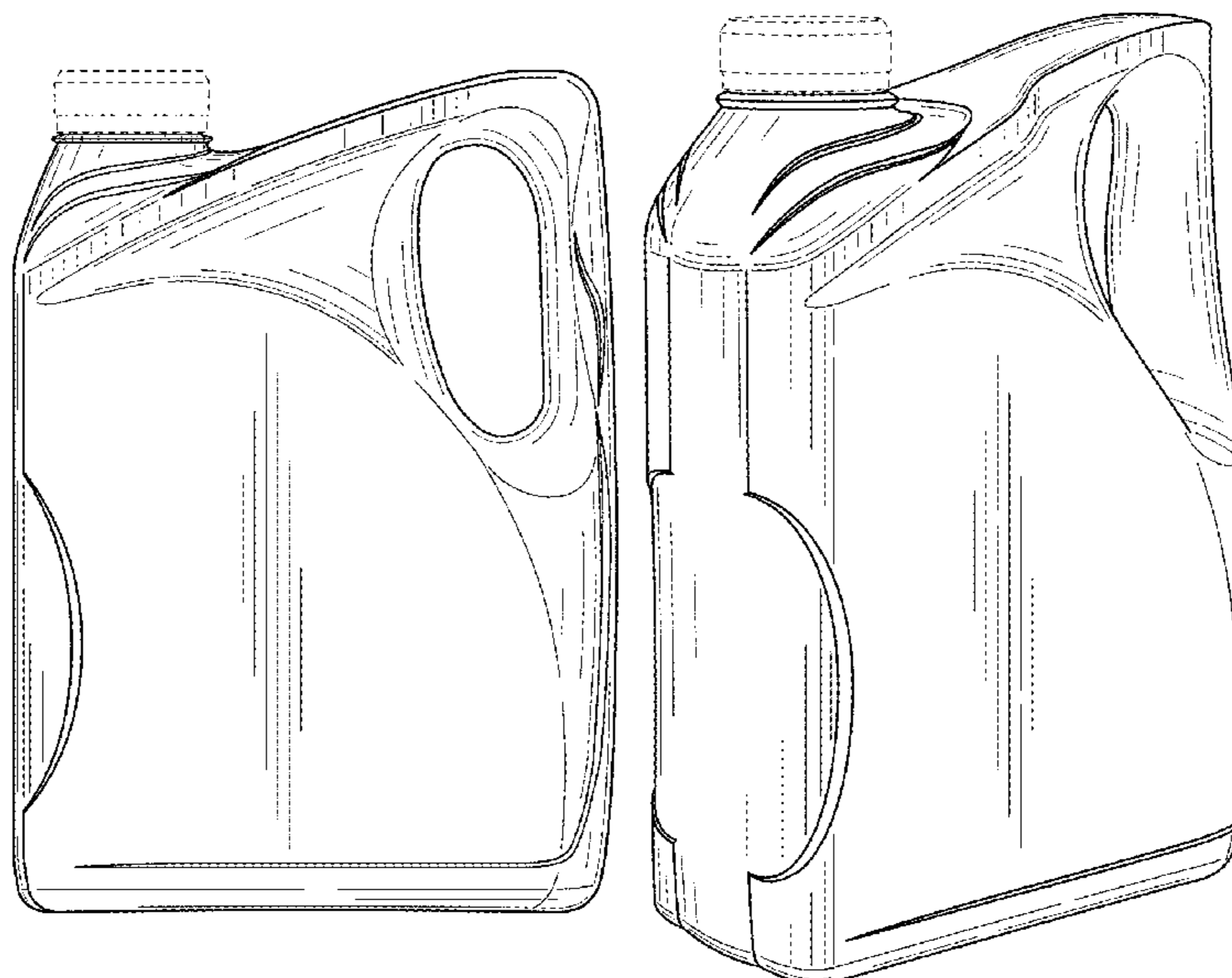
FIG. 5 is a rear view thereof;

FIG. 6 is a rear left-side perspective view thereof; and,

FIG. 7 is a front left-side perspective view thereof.

The broken line cap of the container in the figures illustrate the portions of the design that form no part of the claimed design.

1 Claim, 3 Drawing Sheets



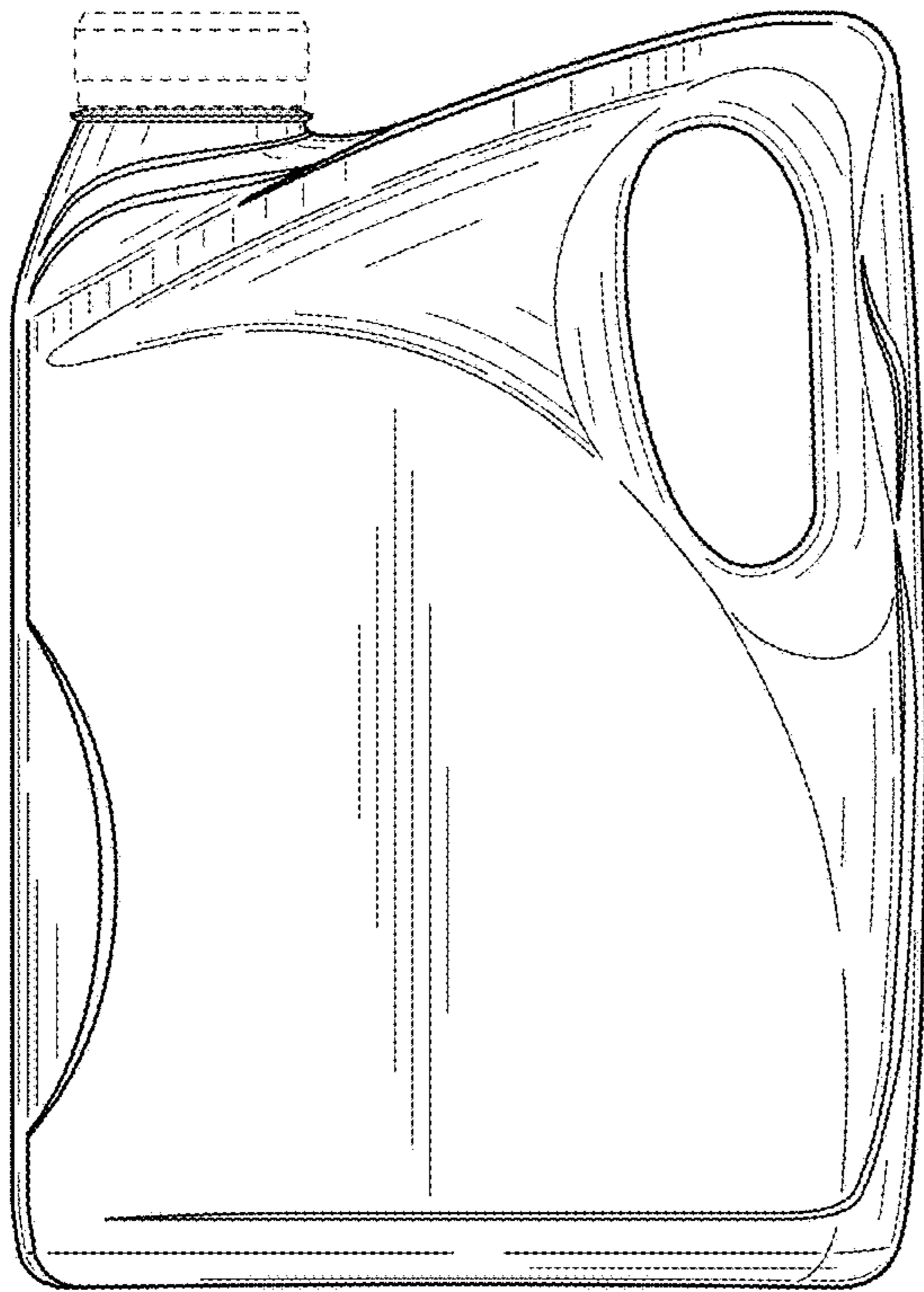


FIG. 1

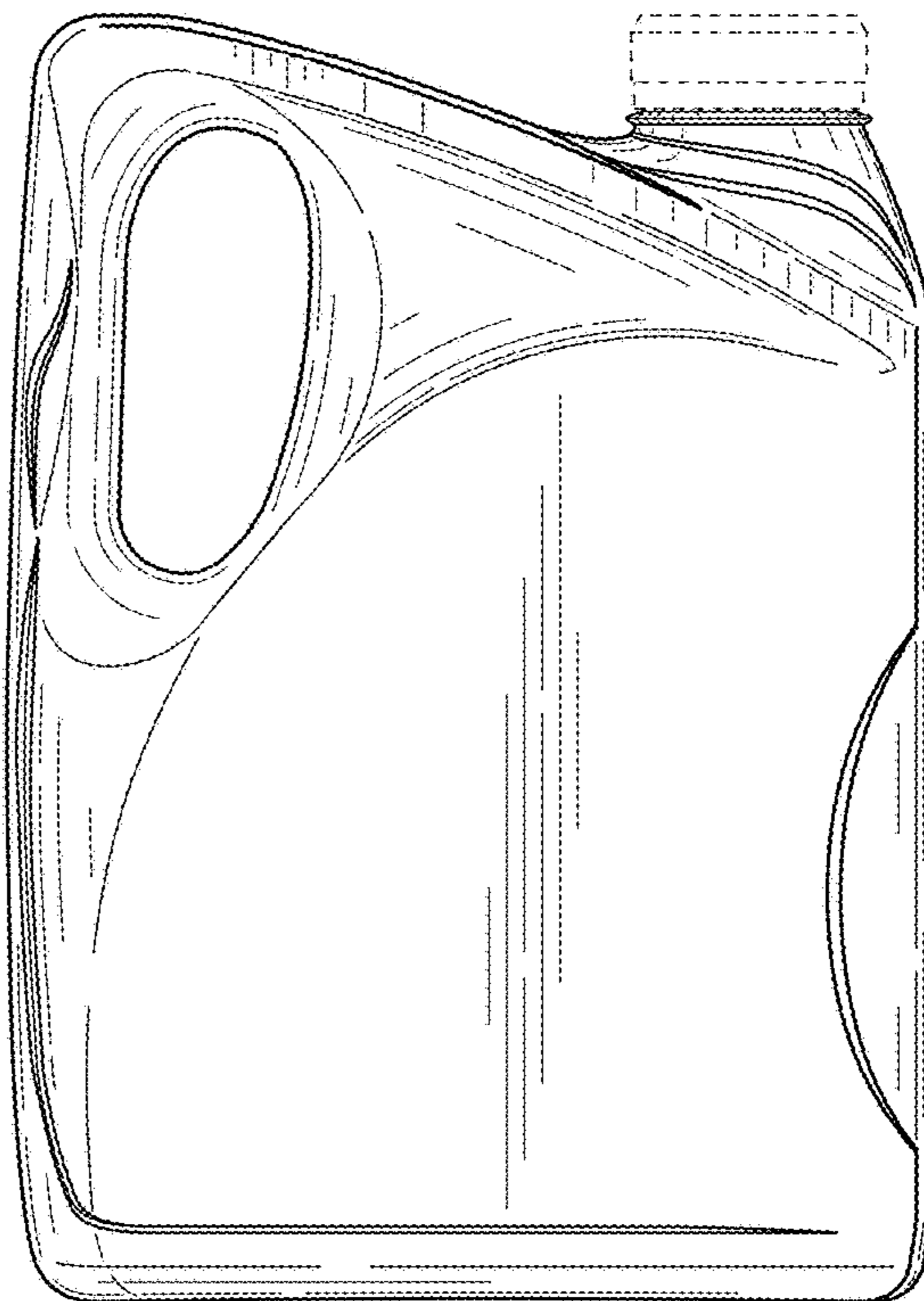


FIG. 2

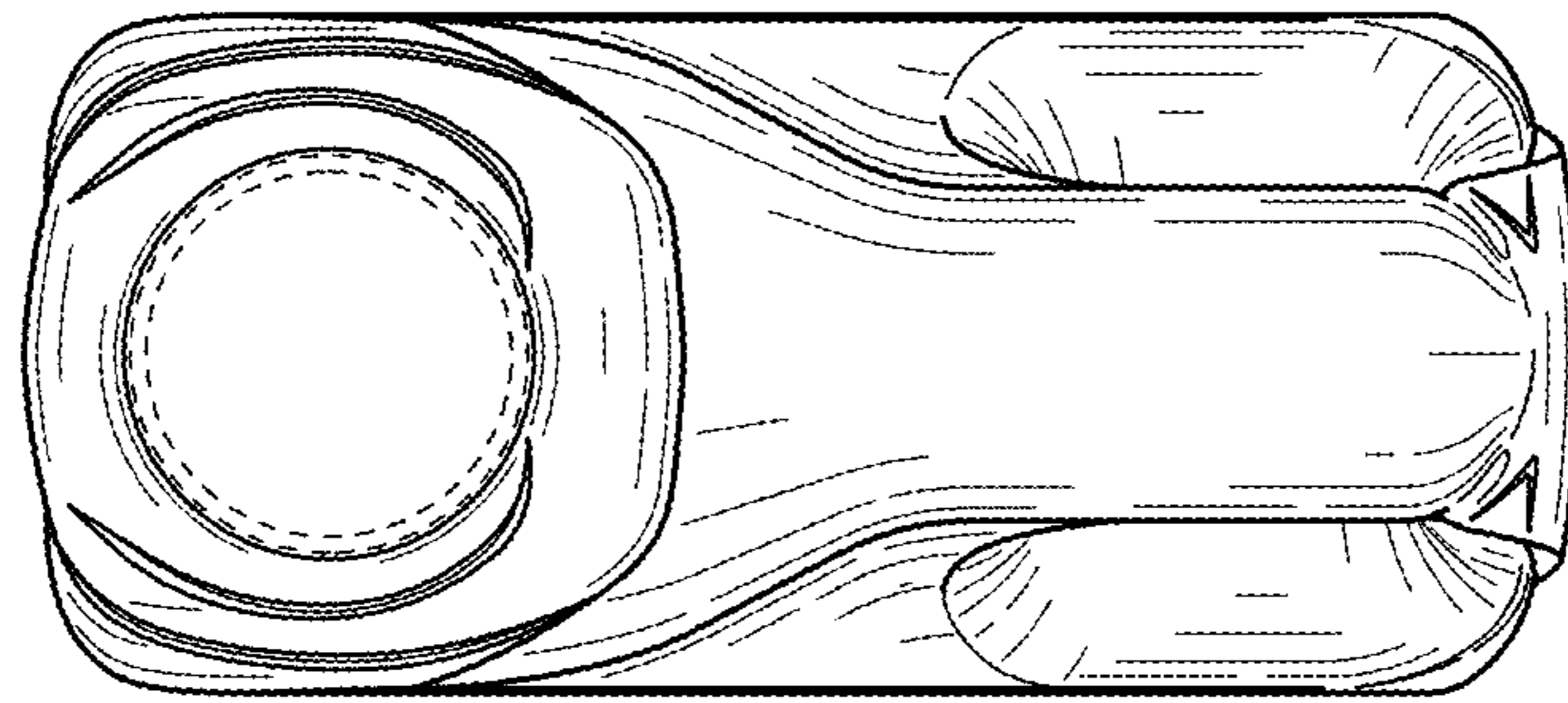


FIG. 3

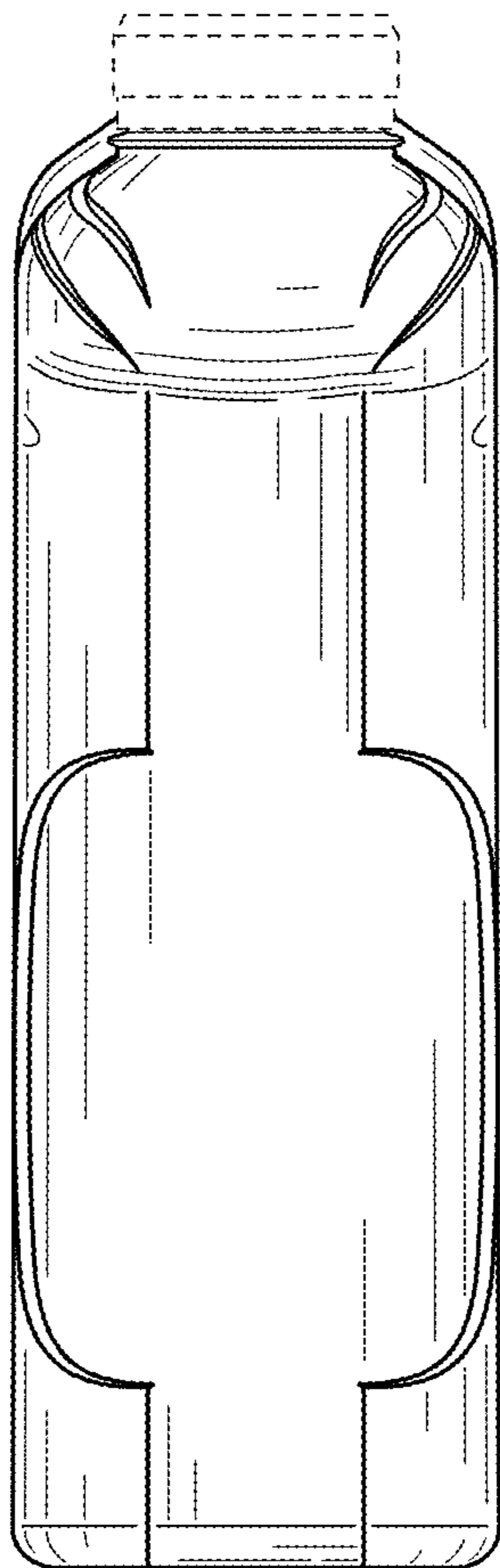


FIG. 4



FIG. 5

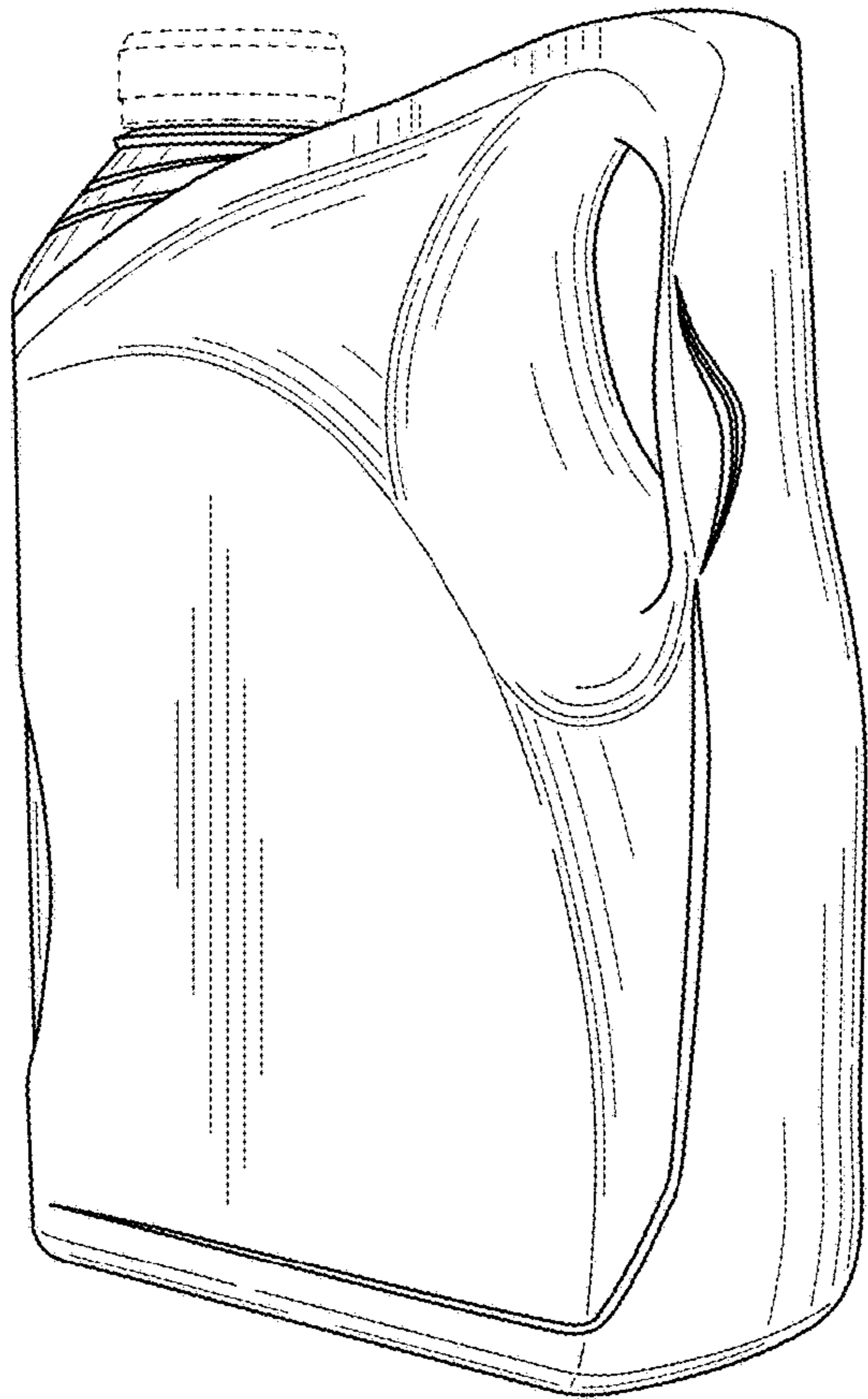


FIG. 6




FIG. 7