



US00D833282S

(12) **United States Design Patent** (10) **Patent No.:** **US D833,282 S**
Thompson et al. (45) **Date of Patent:** **** Nov. 13, 2018**

(54) **COMBINED CONTAINER AND PACKAGING**

D703,529 S * 4/2014 Voelker D9/430
D715,638 S * 10/2014 Wollschleger B65D 83/04

(71) Applicant: **Ring Container Technologies, LLC**,
Oakland, TN (US)

D9/416
D725,465 S * 3/2015 Voelker D9/430

(Continued)

(72) Inventors: **Preston Forbes Thompson**,
Collierville, TN (US); **Alex Dean
Bevier**, Olive Branch, MS (US)

OTHER PUBLICATIONS

(73) Assignee: **RING CONTAINER
TECHNOLOGIES, LLC**, Oakland,
TN (US)

Bottle-in-box liquids dry granules Ring Containers Ltd. [online]
Retrieved Dec. 22, 2017 from URL: <https://www.ringcontainers.co.uk/ultra-bottle-in-a-box/>.*

(**) Term: **15 Years**

Primary Examiner — Vy N Koenig

(74) *Attorney, Agent, or Firm* — Sorell, Lenna &
Schmidt, LLP

(21) Appl. No.: **29/608,530**

(57) **CLAIM**

(22) Filed: **Jun. 22, 2017**

The ornamental design for a combined container and pack-
aging, as shown and described.

(51) **LOC (11) Cl.** **09-03**

(52) **U.S. Cl.**

USPC **D9/517; D9/432**

(58) **Field of Classification Search**

USPC D9/414–419, 420–423, 430–434,

D9/721–722, 517; D3/290, 304, 305,

D3/315; D20/10, 22, 27, 40, 42

CPC B65D 5/00; B65D 5/0015; B65D 5/061;

B65D 5/18; B65D 5/20; B65D 5/32;

B65D 5/321; B65D 5/322

See application file for complete search history.

DESCRIPTION

FIG. 1 is a perspective view of a combined container and
packaging;

FIG. 2 is a front view of the combined container and
packaging;

FIG. 3 is a right view of the combined container and
packaging;

FIG. 4 is a left view of the combined container and pack-
aging;

FIG. 5 is a back view of the combined container and
packaging;

FIG. 6 is a top view of the combined container and pack-
aging; and,

FIG. 7 is a bottom view of the combined container and
packaging.

The evenly dashed lines in the drawings depict environmen-
tal subject matter, specifically a top surface of the container,
and forms no part of the claimed design. The dash-dot lines
in FIG. 7 depict the boundaries of the claim and form no part
of the claimed design.

(56) **References Cited**

U.S. PATENT DOCUMENTS

D344,020 S * 2/1994 Pavely D9/432

5,462,169 A * 10/1995 Dygert B65D 77/0426

206/521

5,497,899 A * 3/1996 Wuerfel B65D 77/0426

215/398

D668,951 S * 10/2012 Voelker D9/430

D671,405 S * 11/2012 Thomason D9/431

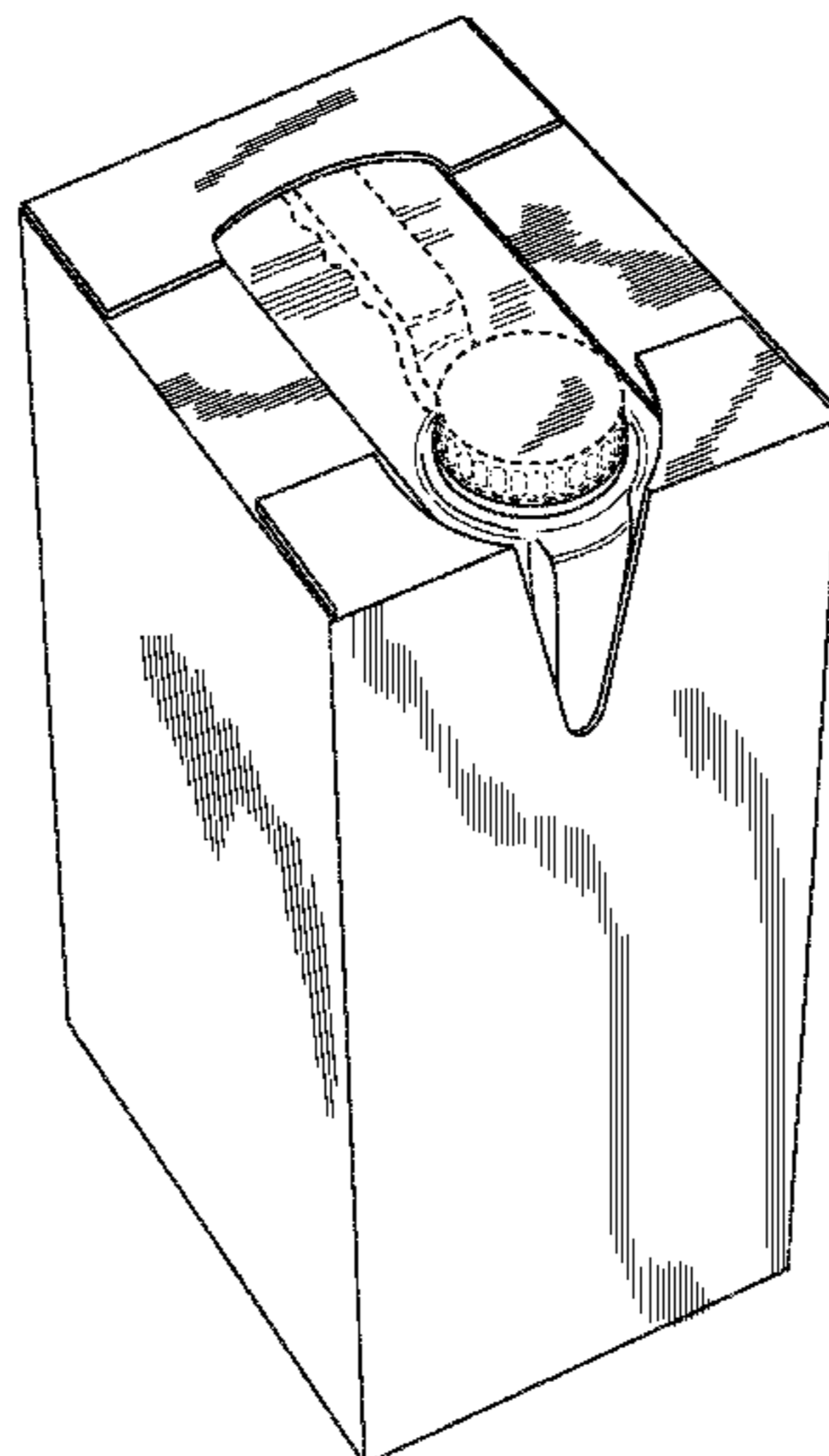
D682,679 S * 5/2013 Thomason D9/431

D684,049 S * 6/2013 McCarthy D9/432

8,511,538 B2 * 8/2013 Ouillette B65D 5/46016

229/117.11

1 Claim, 7 Drawing Sheets



(56)

References Cited

U.S. PATENT DOCUMENTS

D804,298 S * 12/2017 Demmink D9/418
2005/0139645 A1* 6/2005 Shean B65D 5/029
229/109
2006/0180643 A1* 8/2006 Stephenson B65D 5/46008
229/117.3
2008/0073317 A1* 3/2008 Dygert B65D 1/20
215/397
2012/0312813 A1* 12/2012 Voelker B65D 5/4204
220/23.89

* cited by examiner

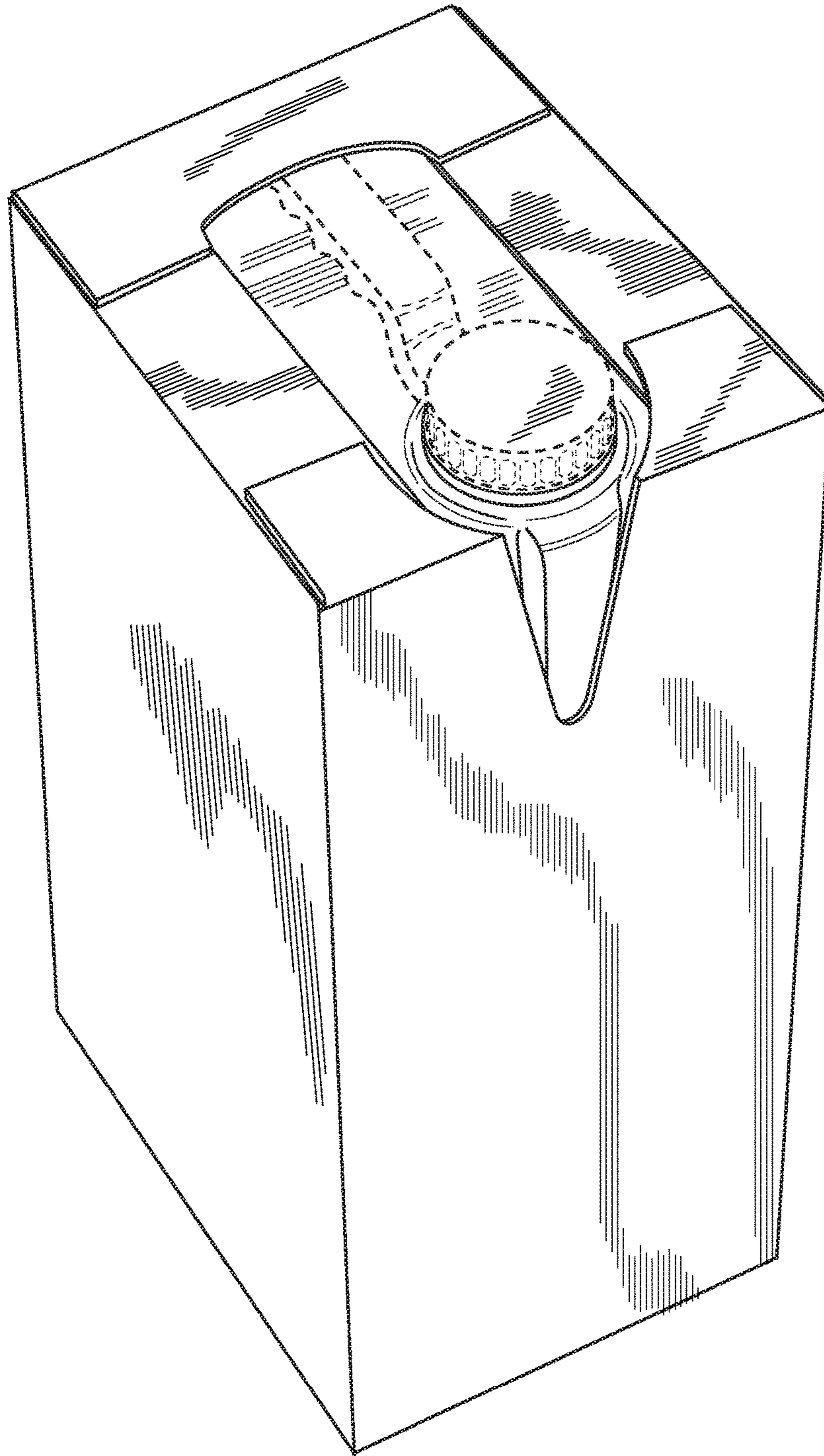


FIG. 1

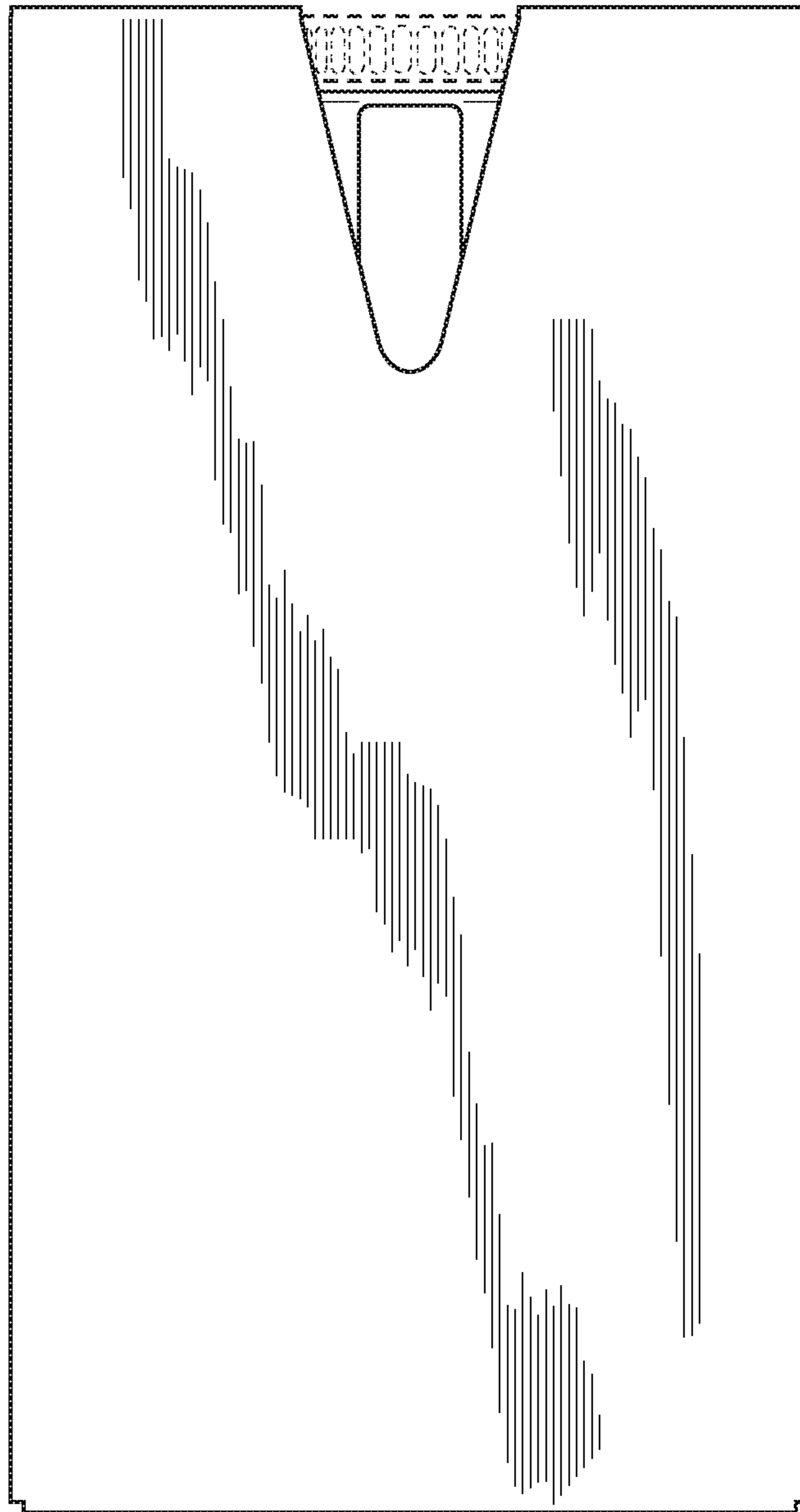


FIG. 2

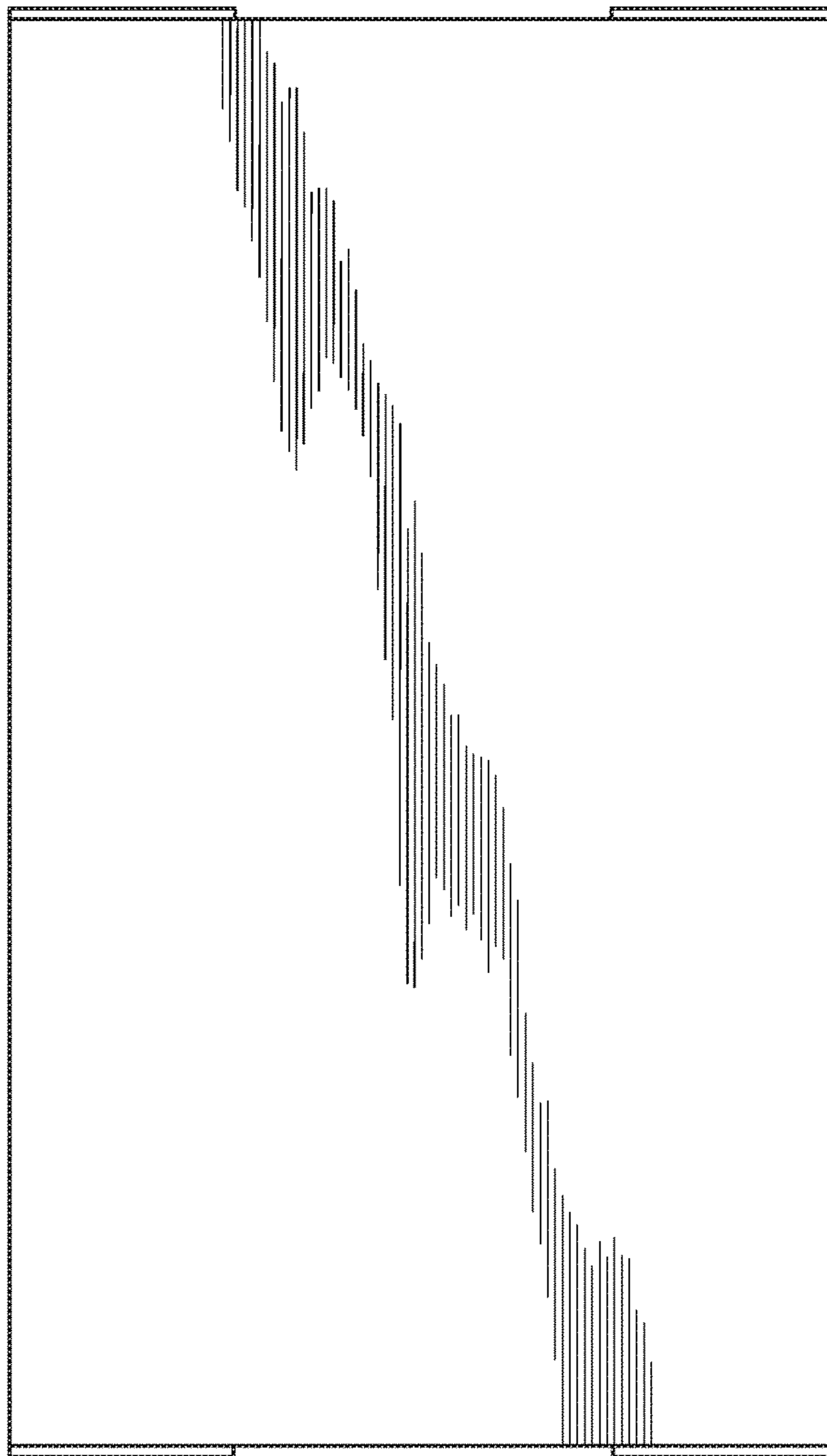


FIG. 3




FIG. 4

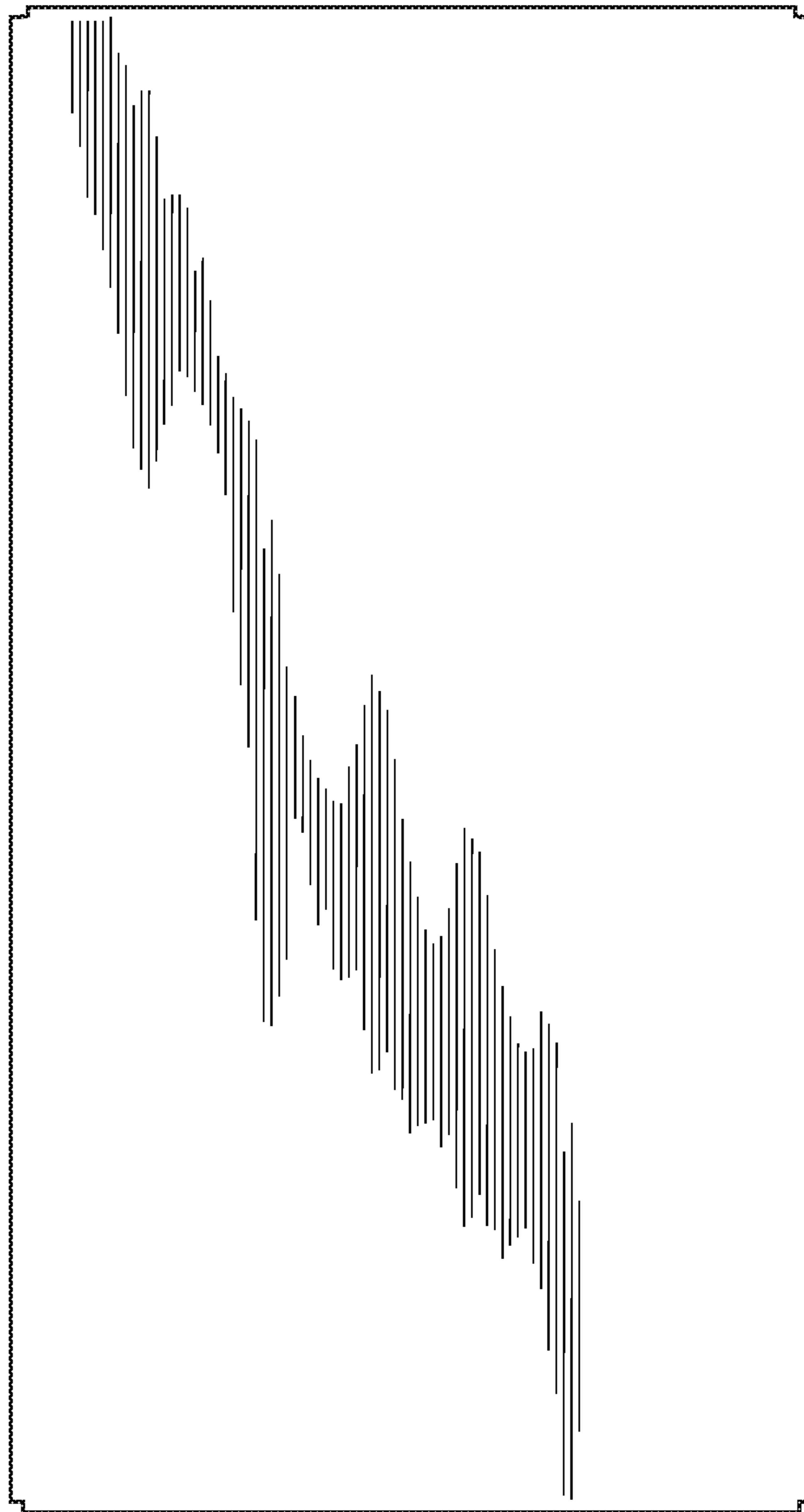


FIG. 5

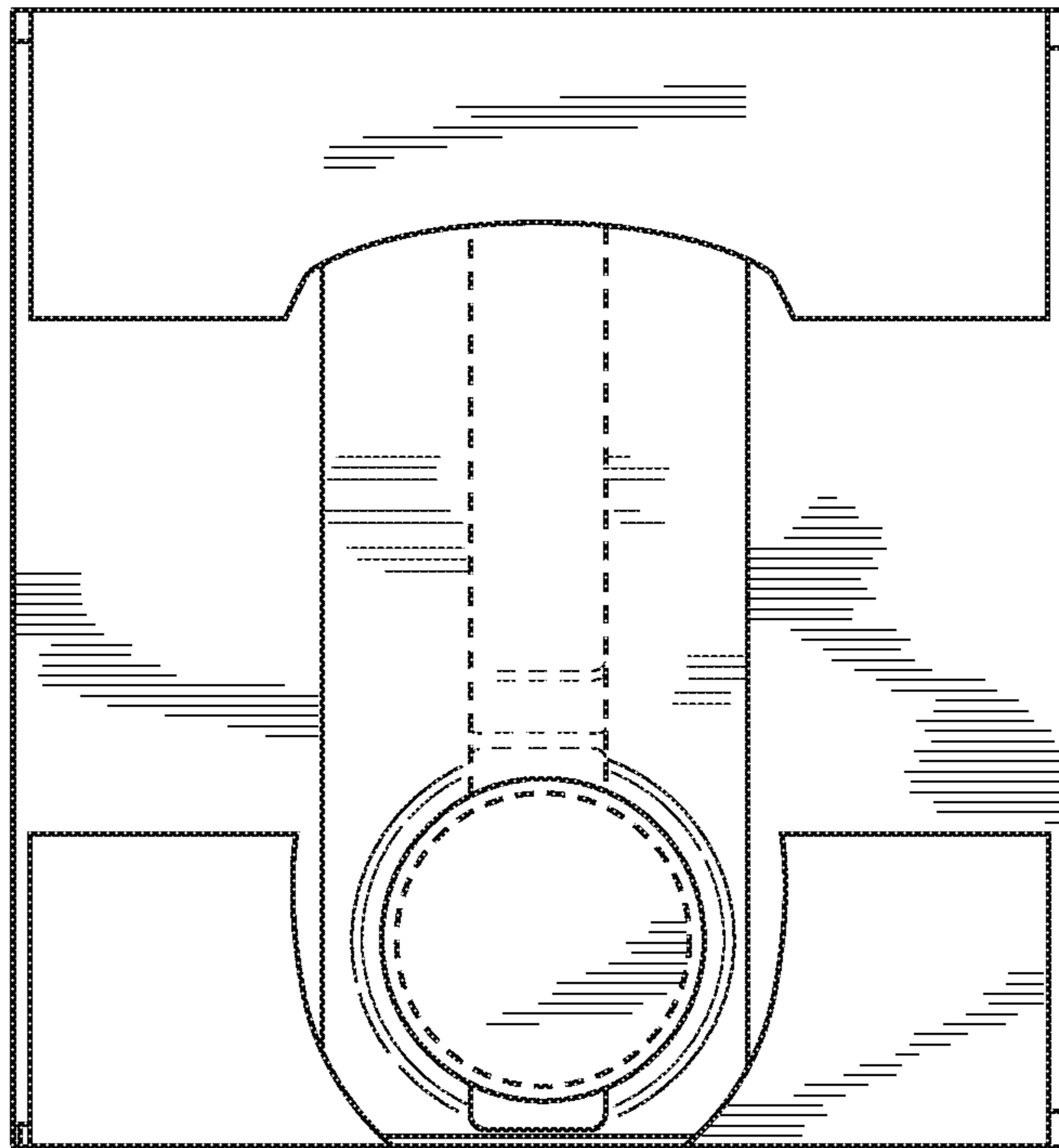


FIG. 6

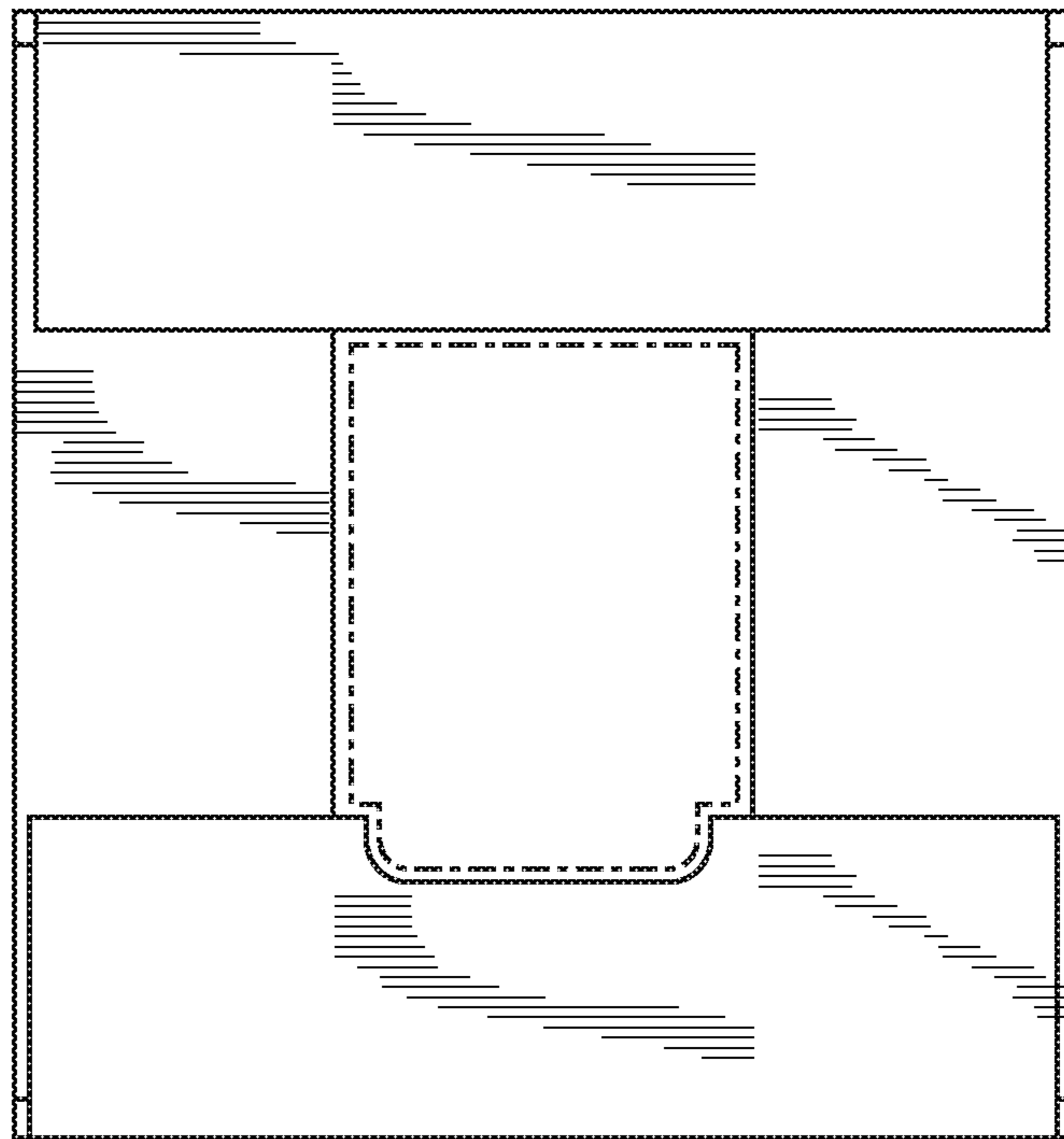


FIG. 7