



US00D833269S

(12) **United States Design Patent** (10) **Patent No.:** **US D833,269 S**
Bayer et al. (45) **Date of Patent:** **** Nov. 13, 2018**

(54) **RESEALABLE RIGID PACKAGE**

(71) Applicant: **Frito-Lay North America, Inc.**, Plano, TX (US)

(72) Inventors: **Johannes Bayer**, Brooklyn, NY (US);
Martin E. Broen, New York, NY (US);
Todd Huthmaker, McKinney, TX (US)

(73) Assignee: **Frito-Lay North America, Inc.**, Plano, TX (US)

(**) Term: **15 Years**

(21) Appl. No.: **29/621,735**

(22) Filed: **Oct. 11, 2017**

(51) **LOC (11) Cl.** **09-03**

(52) **U.S. Cl.**
USPC **D9/415**

(58) **Field of Classification Search**
USPC D9/414, 415, 416, 418, 424, 432, 438,
D9/702, 705, 707, 709, 730, 732, 744,
D9/749, 759; 206/514, 775, 779
CPC . B65D 1/00; B65D 5/00; B65D 11/00; B65D
17/00; B65D 85/00; B65D 85/62; B65D
2571/00; B65D 2221/00
See application file for complete search history.

D464,566 S * 10/2002 Anchor D9/432
D469,010 S * 1/2003 Valdez D9/415
D469,348 S * 1/2003 Demus D9/415
D480,964 S * 10/2003 Lee D9/415
D525,864 S * 8/2006 Hiolin D9/415
D562,127 S * 2/2008 Croft D9/415
D611,805 S * 3/2010 Barniquel D9/415
D618,539 S * 6/2010 Ruth D9/415
D628,475 S * 12/2010 Snedden D9/426
8,066,125 B2 * 11/2011 Kang B65D 43/164
206/461
8,181,789 B1 * 5/2012 Casella A45C 11/182
206/39.7
D682,085 S * 5/2013 Hannant D9/416
D723,365 S * 3/2015 Mitchell D9/416
D724,425 S * 3/2015 Atkinson D9/415
D734,165 S * 7/2015 Kearns D9/707
D752,452 S * 3/2016 Kearns D24/118
D765,517 S * 9/2016 Rasgon D9/415
D784,802 S * 4/2017 Cataudella D9/415
D785,449 S * 5/2017 Cataudella D9/415

(Continued)

Primary Examiner — Wan Laymon
Assistant Examiner — Clint A Samuel
(74) *Attorney, Agent, or Firm* — Colin P. Cahoon; James
H. Ortega; Carstens & Cahoon, LLP

(57) **CLAIM**

The ornamental design for a resealable rigid package, as shown and described.

(56) **References Cited**

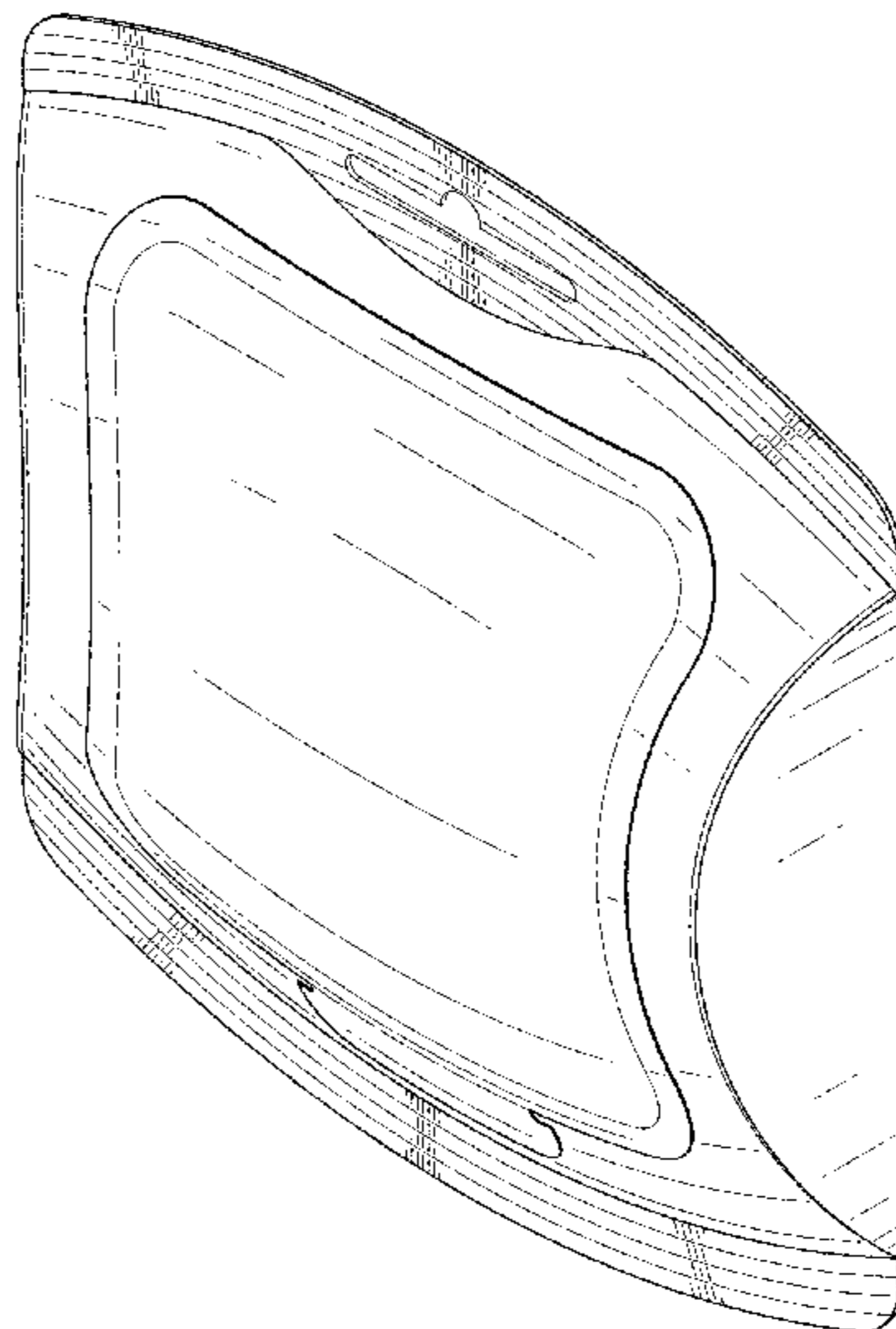
U.S. PATENT DOCUMENTS

D303,500 S * 9/1989 Colla D9/414
D304,679 S * 11/1989 Corella D9/734
D323,979 S * 2/1992 Forman D9/709
D396,002 S * 7/1998 Bell D9/707
D419,435 S * 1/2000 Bonfigli D9/707
D438,461 S * 3/2001 Yamagishi D9/415
D453,681 S * 2/2002 Kursner D9/432
D463,274 S * 9/2002 Green D9/415
D463,741 S * 10/2002 Green D9/415

DESCRIPTION

FIG. 1 is a perspective view of a resealable rigid package;
FIG. 2 is a front elevation view of the package;
FIG. 3 is a rear elevation view of the package;
FIG. 4 is a side elevation view of the package;
FIG. 5 is an opposite side elevation view of the package;
FIG. 6 is a top elevation view of the package; and,
FIG. 7 is a bottom elevation view of the package.

1 Claim, 5 Drawing Sheets



(56)

References Cited

U.S. PATENT DOCUMENTS

D802,412 S * 11/2017 Cataudella D9/415
D805,890 S * 12/2017 Hong D9/415
2005/0276525 A1 12/2005 Hebert et al.
2008/0050055 A1* 2/2008 Austreng B65D 33/1691
383/210
2010/0111453 A1 5/2010 Dierl
2011/0038569 A1* 2/2011 Huffer B65D 33/20
383/207
2011/0168731 A1* 7/2011 Hansen B65D 43/162
220/834
2016/0122109 A1* 5/2016 Clark B65D 75/5838
220/23.4
2018/0186537 A1* 7/2018 Konicke B65D 75/5838

* cited by examiner




FIG. 1

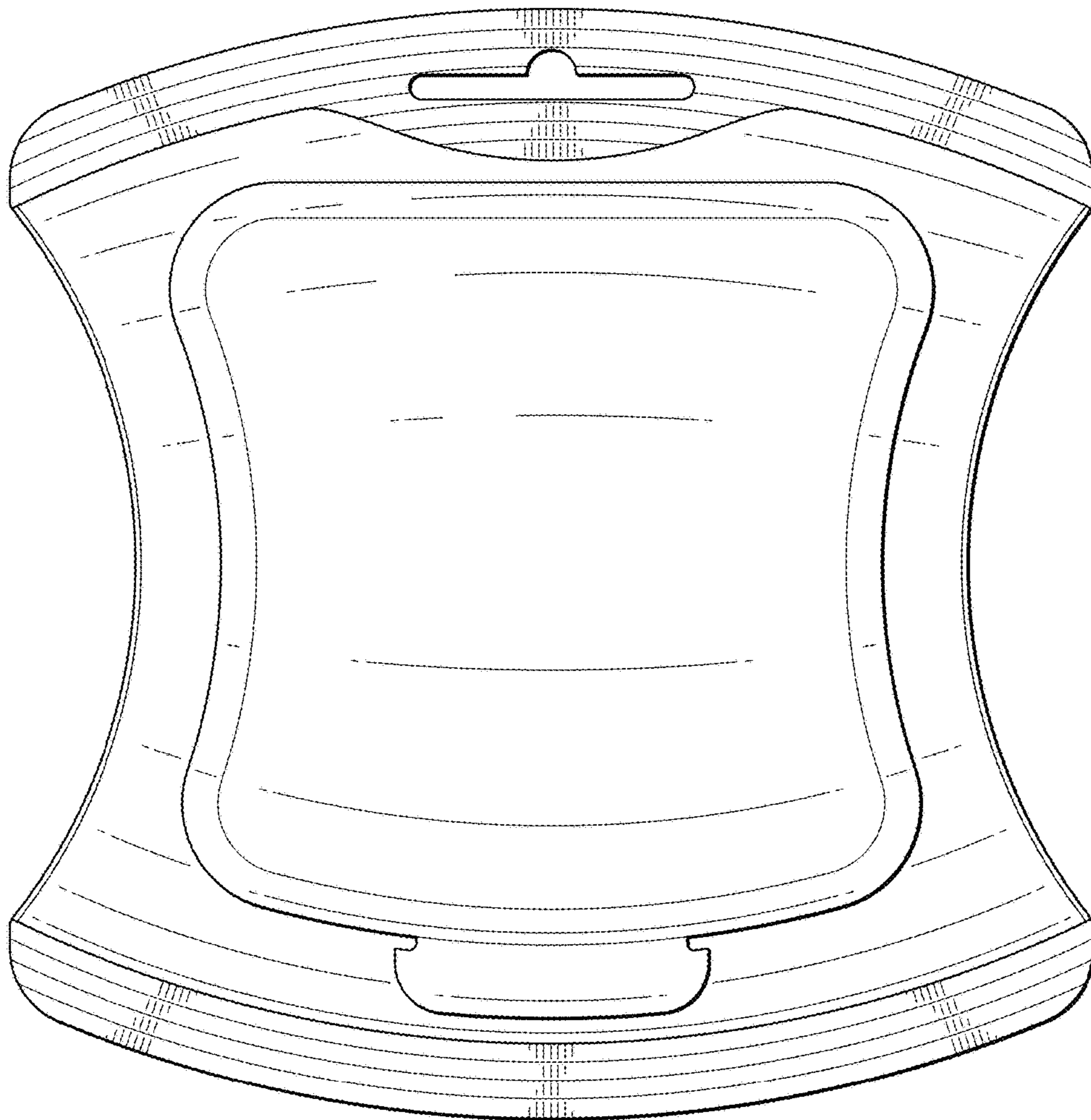


FIG. 2

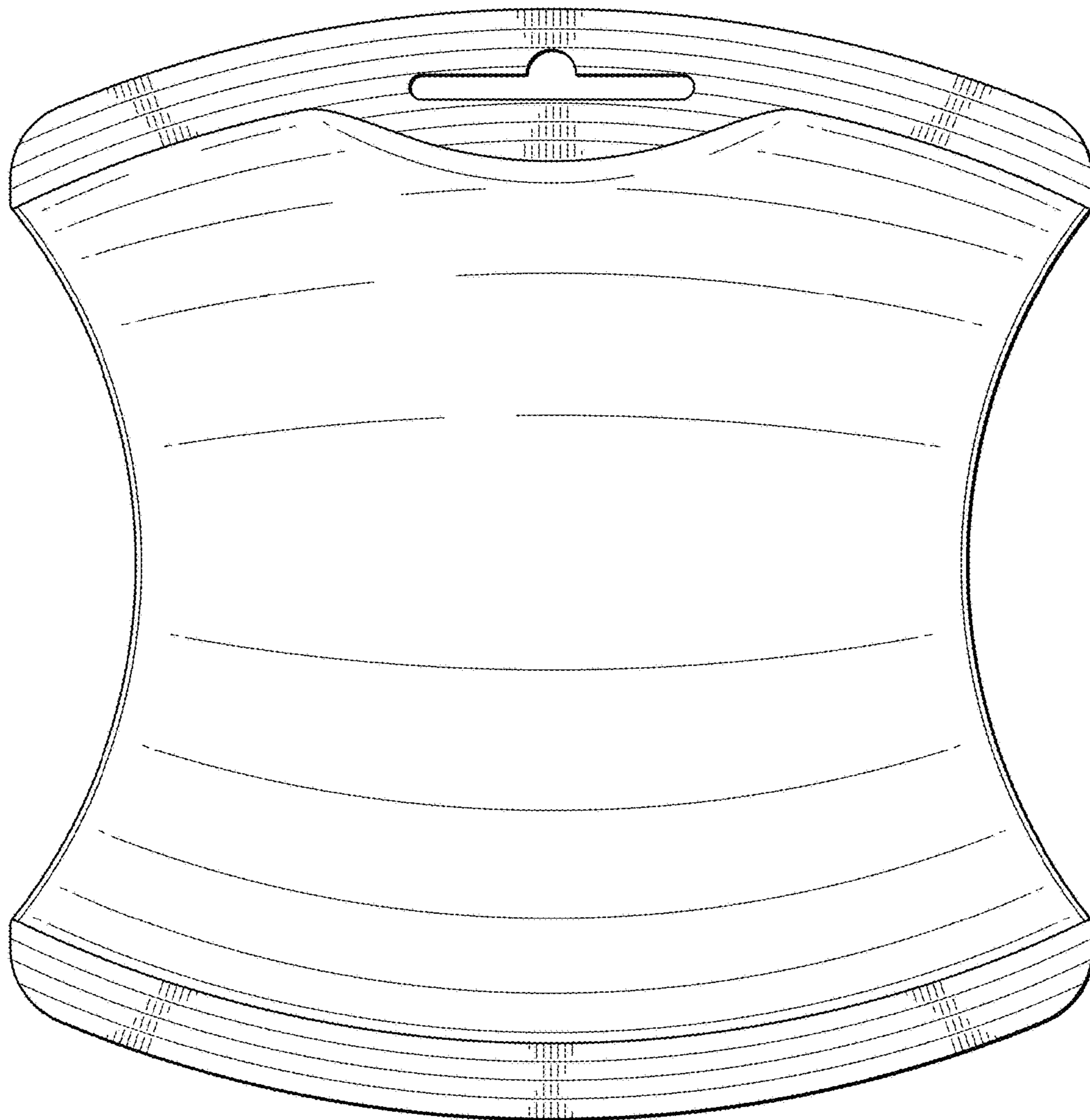


FIG. 3

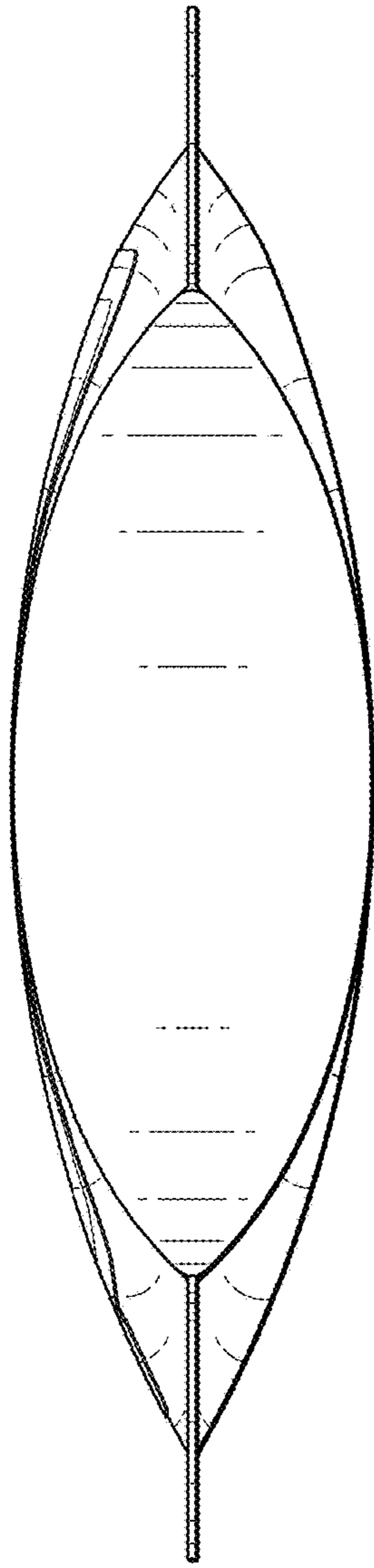


FIG. 4

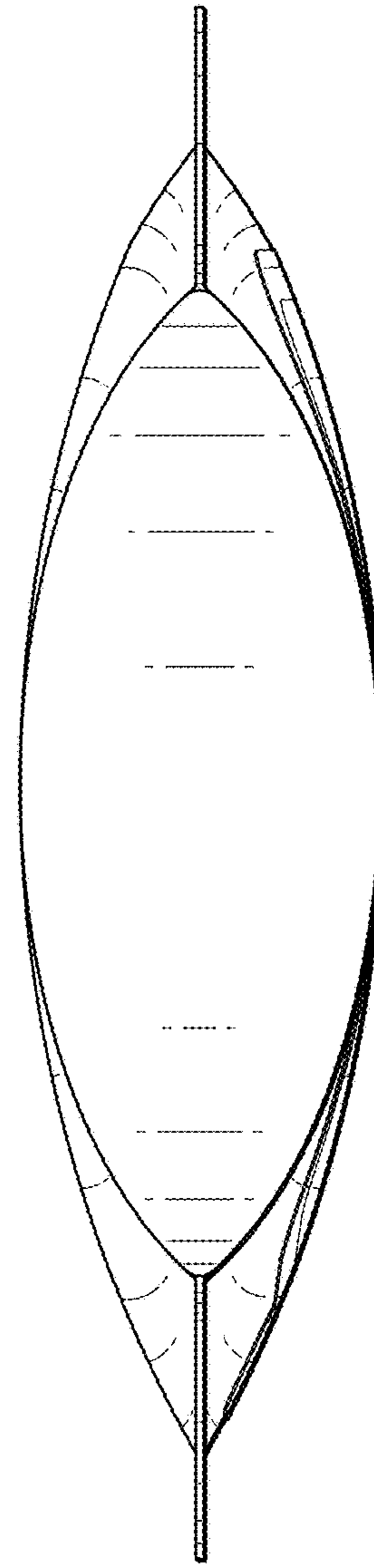


FIG. 5

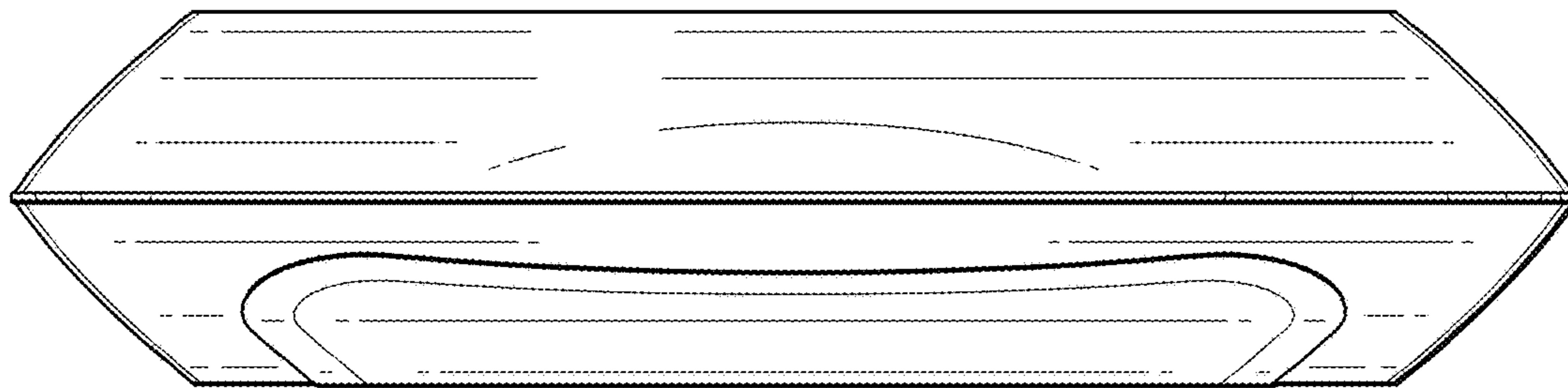


FIG. 6

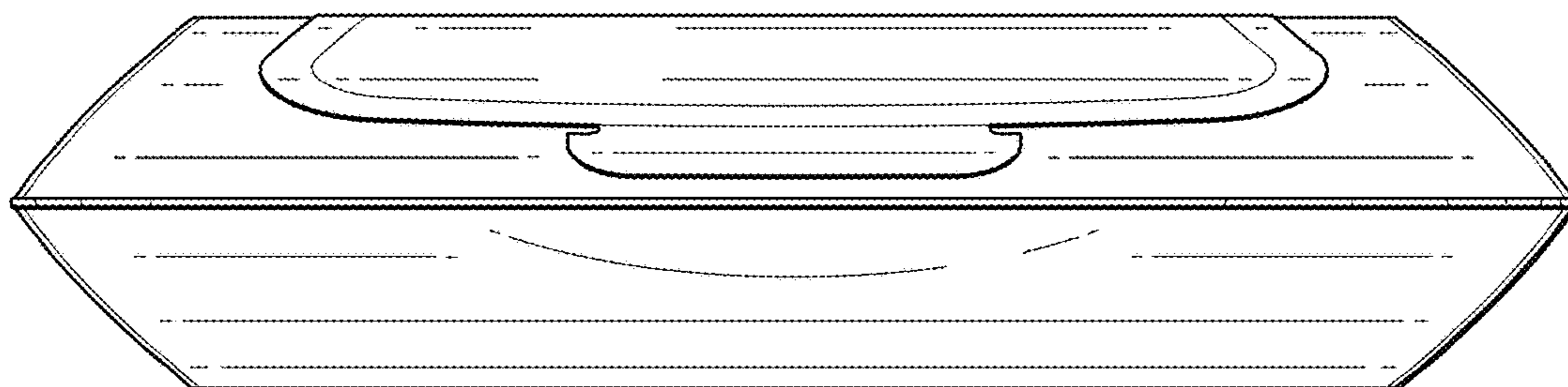


FIG. 7