

US00D833157S

(12) **United States Design Patent** (10) **Patent No.:** **US D833,157 S**
Takahashi et al. (45) **Date of Patent:** **** Nov. 13, 2018**

- (54) **POROUS STRETCHABLE FILM**
- (71) Applicant: **C.I. Takiron Corporation**, Osaka-shi (JP)
- (72) Inventors: **Hideaki Takahashi**, Tokyo (JP); **Takayuki Ishimoto**, Tokyo (JP); **Keiko Kimura**, Tokyo (JP)
- (73) Assignee: **C.I. Takiron Corporation**, Osaka (JP)
- (**) Term: **15 Years**
- (21) Appl. No.: **29/576,412**
- (22) Filed: **Sep. 2, 2016**
- (30) **Foreign Application Priority Data**

Mar. 3, 2016 (JP) 2016-004765

(51) **LOC (11) Cl.** **05-06**

(52) **U.S. Cl.**
USPC **D5/7; D5/1**

(58) **Field of Classification Search**
USPC D5/1-8, 11, 19, 20, 23, 25, 30, 36, 43, D5/44, 47-64, 99; D25/112, 138; D19/1, 5; D6/582-584, 587, 588, 597, D6/602, 603, 608, 610, 612, 616, 617, D6/618, 578; D32/35, 40, 55, 57; D9/433, 456, 702, 713
CPC ... B31F 1/00; B31F 1/07; B32B 3/266; B32B 5/024; B44F 1/00; B44F 1/02; B44F 1/08; B44F 1/10; B44F 5/00; B44F 7/00; B44F 9/00; B44F 9/04; B44F 11/00; B44F 11/02; B44F 11/04; D03D 1/00; D04H 1/00; D04H 1/02; D10B 2503/04; D21H 27/02

See application file for complete search history.

(56) **References Cited**

U.S. PATENT DOCUMENTS

- 1,540,268 A * 6/1925 Lorenz A47K 7/03 15/104.93
- D88,134 S * 10/1932 Willheim D5/7

- D88,155 S * 11/1932 Katzman D5/7
- D89,749 S * 5/1933 Fagan D5/7
- D90,460 S * 8/1933 Speck D5/47
- D90,936 S * 10/1933 Baxter D5/47
- D95,100 S * 4/1935 White D25/142
- D102,070 S * 11/1936 Siegel D5/47
- D190,019 S * 4/1961 Edmondson D25/155

(Continued)

Primary Examiner — Karen S Acker

Assistant Examiner — Wendy L Arminio

(74) *Attorney, Agent, or Firm* — Finnegan, Henderson, Farabow, Garrett & Dunner, LLP

(57) **CLAIM**


The ornamental design for a porous stretchable film, as shown and described.

DESCRIPTION

FIG. 1 is a front elevation view of a porous stretchable film showing the new design;
 FIG. 2 is a front reference view thereof;
 FIG. 3 is a rear elevation view thereof;
 FIG. 4 is a top plan view thereof;
 FIG. 5 is a bottom plan view thereof;
 FIG. 6 is a left side view thereof;
 FIG. 7 is a right side view thereof;
 FIG. 8 is an enlarged detail front bottom left perspective view of area 8 circumscribed within FIG. 3;
 FIG. 9 is an enlarged detail view of area 9 circumscribed within FIG. 2; and,
 FIG. 10 is an enlarged detail view of the lower portion of FIG. 9, showing the porous stretchable film in a stretched configuration.

For clarity, the porous stretchable film is shown on a black background environment that forms no part of the claimed design. The broken lines shown in FIGS. 2 and 3 depict the boundaries of enlarged views of the claimed design and form no part of the claimed design.

1 Claim, 10 Drawing Sheets



(56)

References Cited

U.S. PATENT DOCUMENTS

3,099,899 A * 8/1963 Horn H01M 4/745
29/2
D260,309 S * 8/1981 Stocker D5/51
D265,772 S * 8/1982 Stocker D5/51
5,207,962 A * 5/1993 Hovis B29D 28/00
264/145
D375,844 S * 11/1996 Edwards D5/1
D481,872 S * 11/2003 Hennel D5/47
D510,221 S * 10/2005 Lowsky D5/1
8,158,043 B2 * 4/2012 Gibson B29C 43/22
264/156
D659,403 S * 5/2012 Lerman D5/1
D770,780 S * 11/2016 Song D5/19
D790,228 S * 6/2017 Bedingfield D5/47
9,724,245 B2 * 8/2017 Stone A61F 13/15731
2001/0008676 A1 * 7/2001 Pelkie B29D 7/01
428/136

* cited by examiner




FIG. 1




FIG. 2




FIG. 3




FIG. 4




FIG. 5




FIG. 6

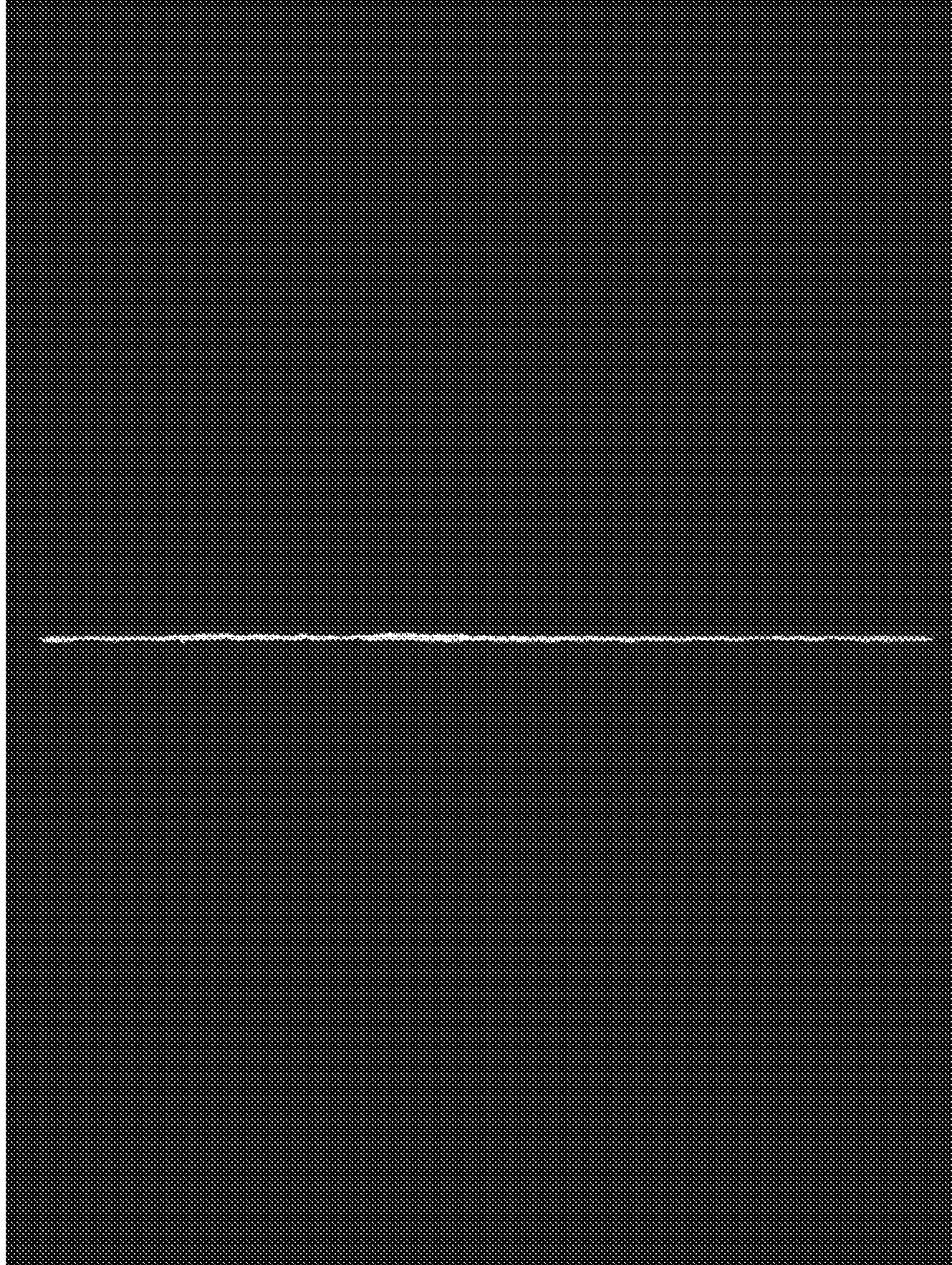


FIG. 7

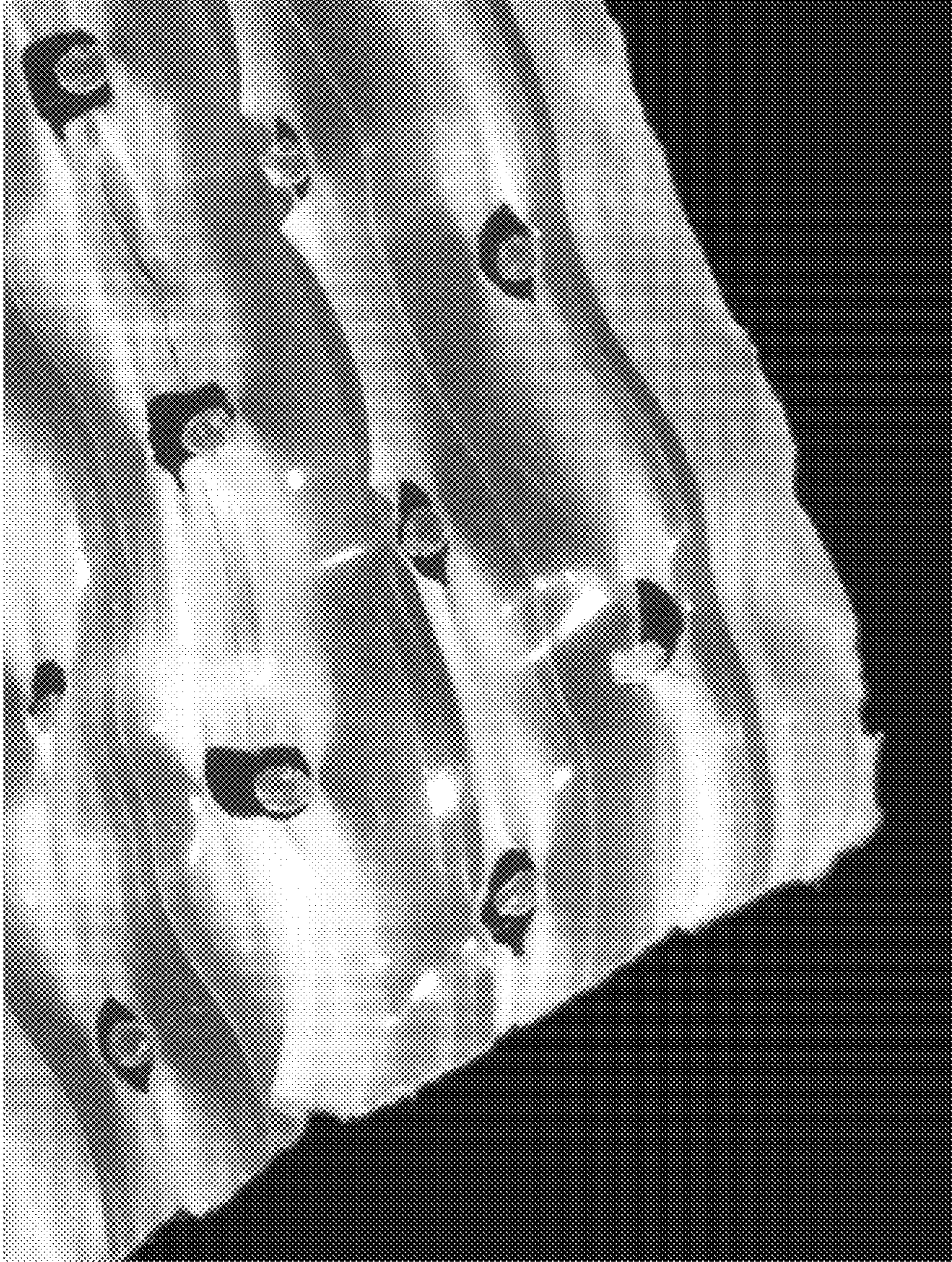


FIG. 8




FIG. 9




FIG. 10