



US00D833150S

(12) **United States Design Patent** (10) **Patent No.:** **US D833,150 S**
Chen (45) **Date of Patent:** **** Nov. 13, 2018**

(54) **TOOTHBRUSH**
(71) Applicant: **Fan Tang**, El Monte, CA (US)
(72) Inventor: **Zhen Chen**, Wenzhou (CN)
(**) Term: **15 Years**
(21) Appl. No.: **29/614,746**
(22) Filed: **Aug. 22, 2017**
(51) **LOC (11) Cl.** **04-02**
(52) **U.S. Cl.**
USPC **D4/101**
(58) **Field of Classification Search**
USPC D4/100, 101, 104, 105, 108, 110, 111,
D4/117, 127, 128, 129, 130, 132, 134,
D4/138; D24/107, 11, 133, 152, 176;
D28/10, 25, 31
CPC .. A46B 1/00; A46B 5/00; A46B 5/021; A46B
5/023; A46B 5/026; A46B 5/0016; A46B
9/00; A46B 9/24; A46B 9/04; A46B
2200/00; A46B 2200/10; A46B
2200/1006; A46B 2200/1026; A46B
2200/1066; A46B 2200/102; A46B
2200/104; A46B 2200/106; A46B
2200/108; A46B 15/0055; A46B 15/0081;
A61C 15/00; A61C 15/046; A61C
15/048; A61C 17/00; A61C 17/16; A61C
17/22; A61C 17/222; A61C 17/225;
A45D 24/14; A45D 24/16
See application file for complete search history.

(56) **References Cited**
U.S. PATENT DOCUMENTS

D265,698 S * 8/1982 Roth D4/104
D294,885 S * 3/1988 Mollenhoff 15/23
6,170,107 B1 * 1/2001 George A46B 5/02
15/23

D613,865 S * 4/2010 De Charentenay D24/137
D637,817 S * 5/2011 Smith D4/104
D651,805 S * 1/2012 Hay D4/101
D747,881 S * 1/2016 Li D4/104
D771,952 S * 11/2016 Sedic D4/104
D774,308 S * 12/2016 Sedic D4/101
D776,438 S * 1/2017 Sedic D4/111
D777,444 S * 1/2017 Sedic D4/101
D790,224 S * 6/2017 Shen D4/101
D795,590 S * 8/2017 Sedic D4/101
D817,000 S * 5/2018 Sedic D4/101
D817,001 S * 5/2018 Sedic D4/101
2005/0050659 A1 * 3/2005 Chan A46B 15/0036
15/22.1
2015/0289635 A1 * 10/2015 Erskine-Smith A46B 5/0095
15/143.1
2017/0056145 A1 * 3/2017 Sedic A61C 17/221
2017/0128179 A1 * 5/2017 Sedic A61C 17/3481
2017/0333172 A1 * 11/2017 Zheng A61C 17/225

* cited by examiner

Primary Examiner — Wan Laymon
Assistant Examiner — Clint A Samuel
(74) *Attorney, Agent, or Firm* — Tsz Lung Yeung

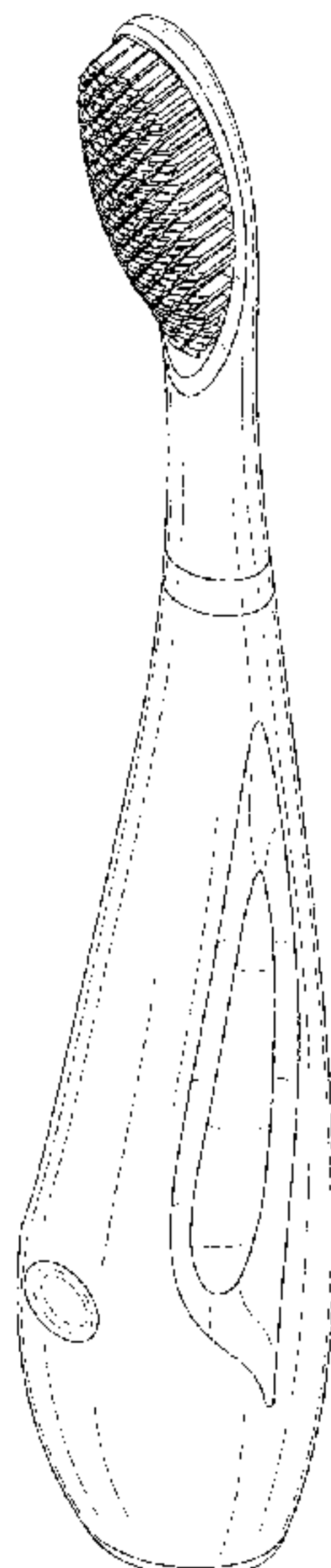
(57) **CLAIM**

The ornamental design for a toothbrush, as shown and described.

DESCRIPTION

FIG. 1 is a perspective view of a toothbrush showing my new design.
FIG. 2 is a front view thereof.
FIG. 3 is a rear view thereof.
FIG. 4 is a right end view thereof.
FIG. 5 is a left end view thereof.
FIG. 6 is a top view thereof; and,
FIG. 7 is a bottom view thereof.
The broken lines shown unclaimed portions of the article that form no part of the claimed design.

1 Claim, 6 Drawing Sheets



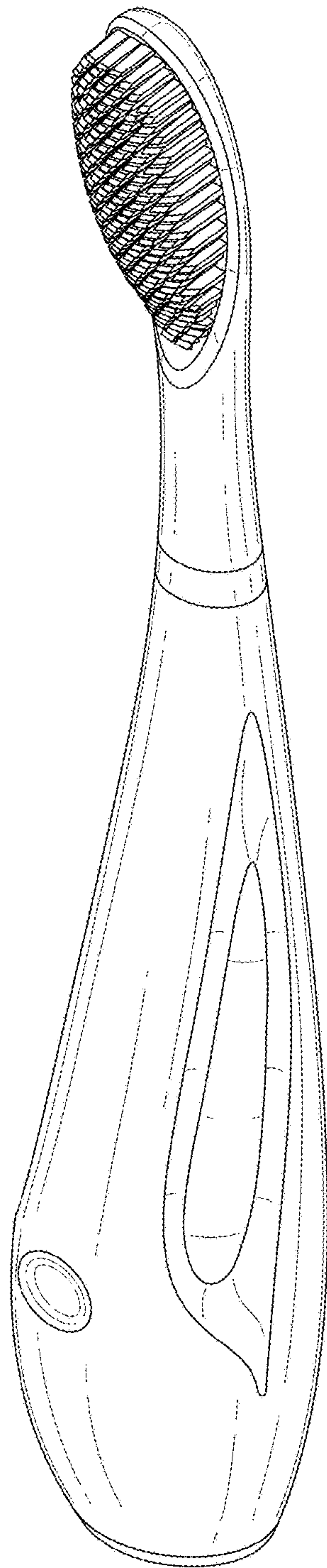


FIG. 1

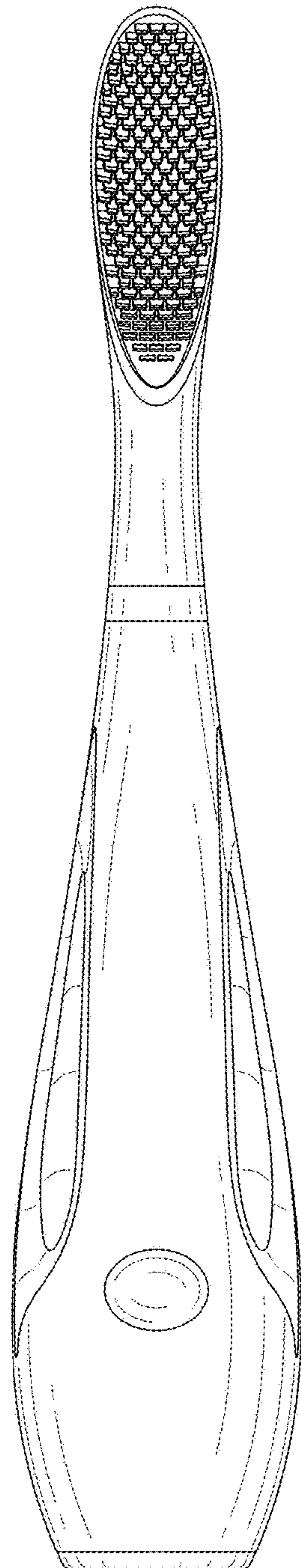


FIG. 2

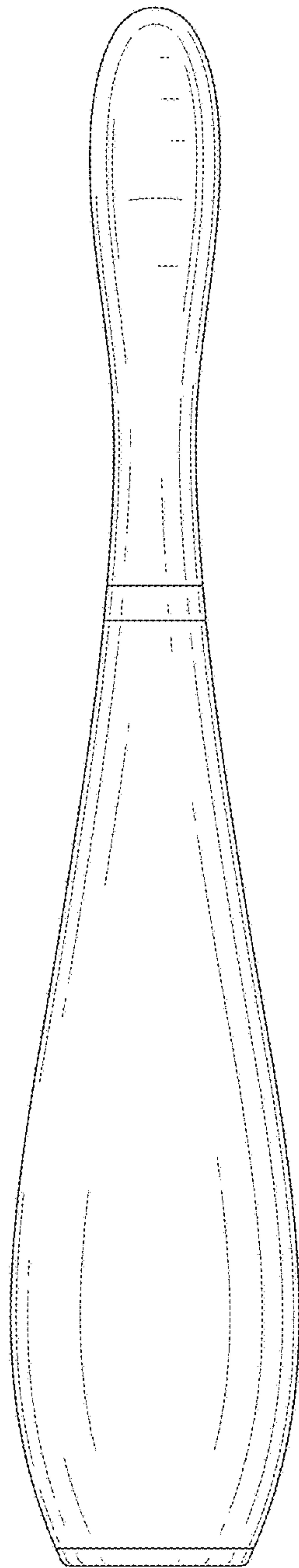


FIG. 3

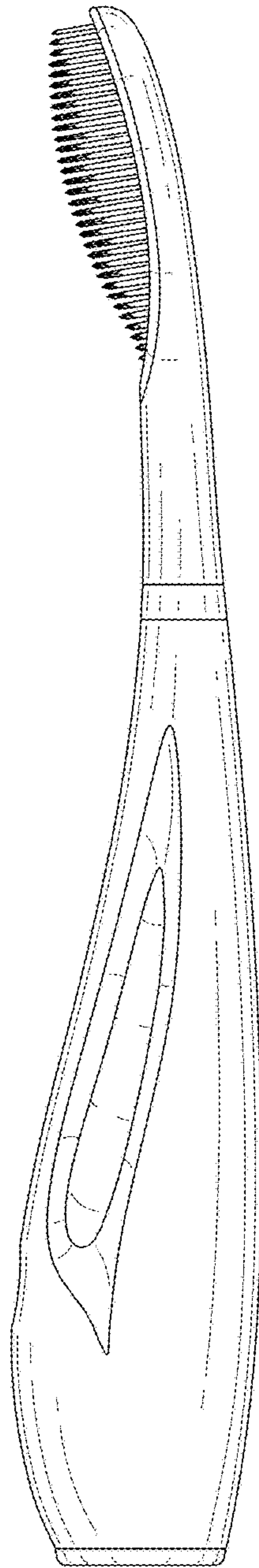


FIG. 4

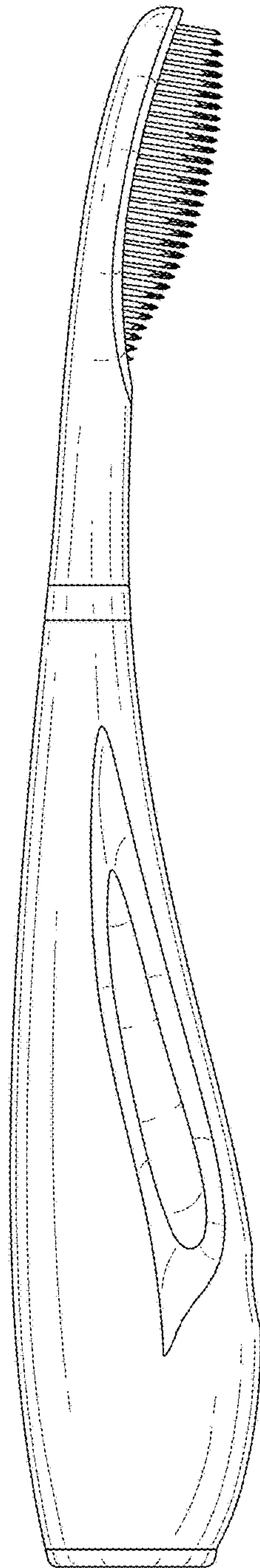


FIG. 5

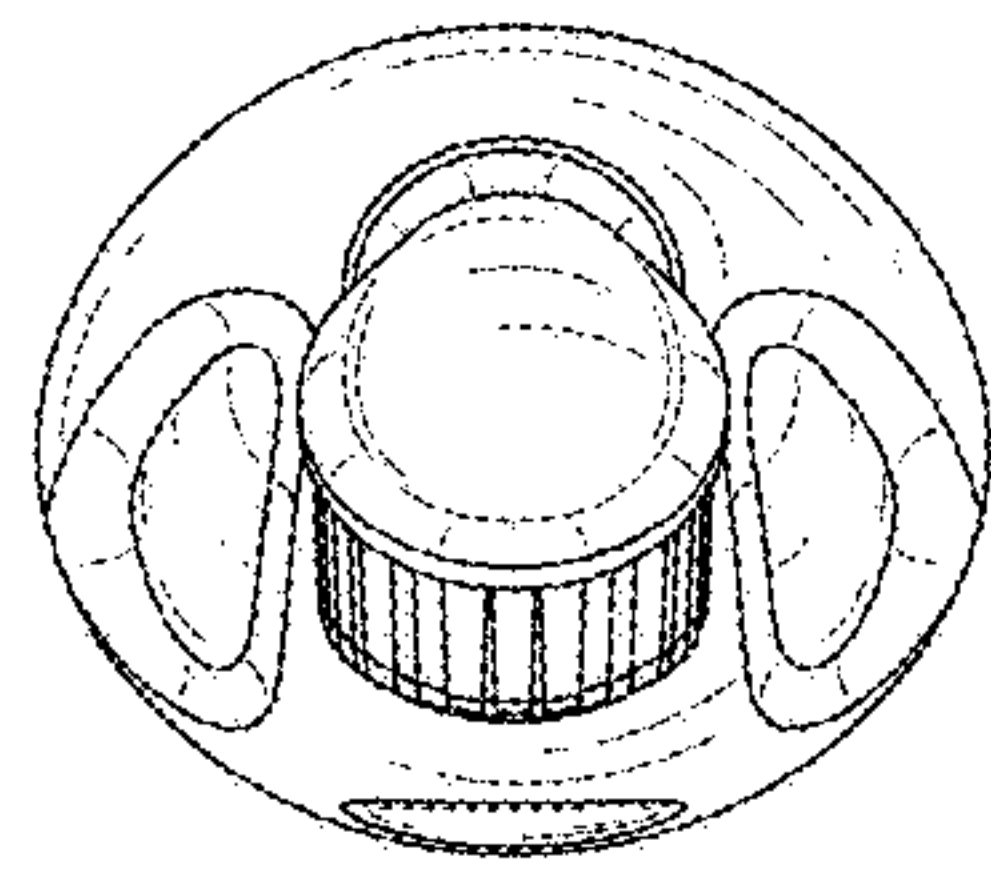


FIG. 6

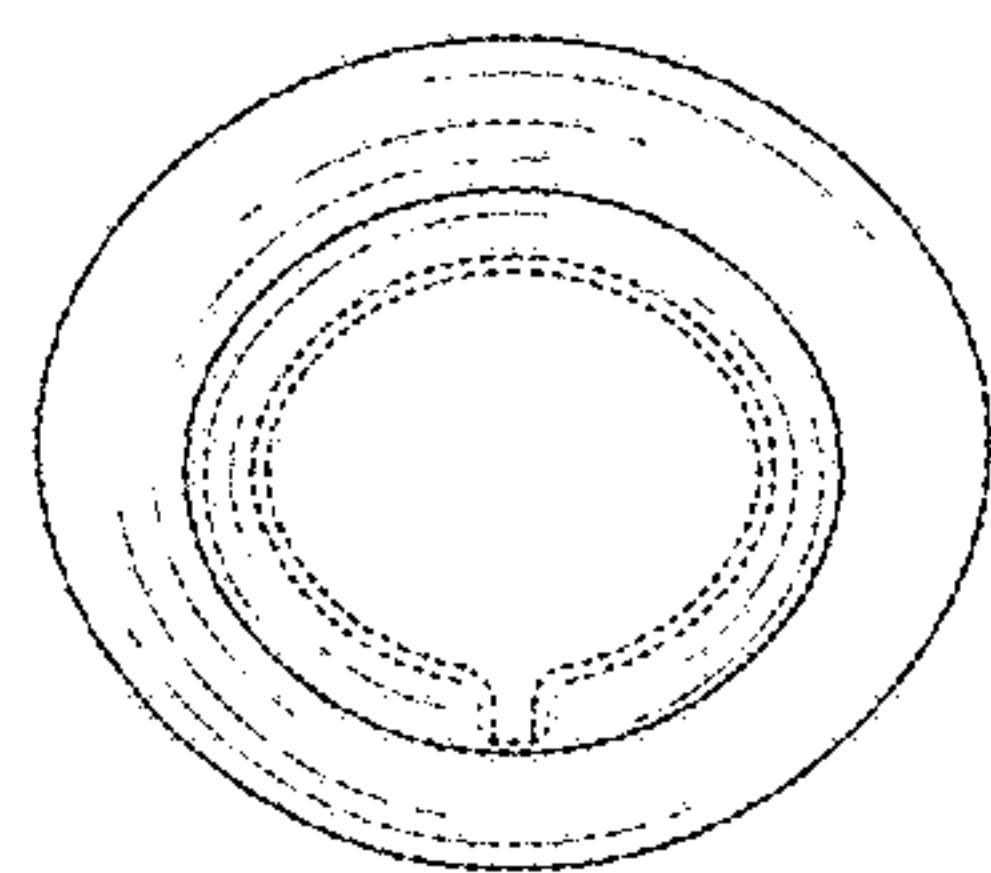


FIG. 7