



US00D833132S

(12) **United States Design Patent**
Yang et al.

(10) **Patent No.:** **US D833,132 S**

(45) **Date of Patent:** **** Nov. 13, 2018**

(54) **INSOLE**

(71) Applicant: **Bayer Healthcare LLC**, Whippany, NJ
(US)

(72) Inventors: **Philip C. Yang**, Memphis, TN (US);
Richard Todd Avent, Memphis, TN
(US)

(73) Assignee: **Bayer HealthCare LLC**, Whippany, NJ
(US)

(**) Term: **15 Years**

(21) Appl. No.: **29/599,989**

(22) Filed: **Apr. 7, 2017**

(51) **LOC (11) Cl.** **02-04**

(52) **U.S. Cl.**
USPC **D2/961**

(58) **Field of Classification Search**
USPC D2/946-960, 961, 896, 968; D24/124,
D24/126; 36/43, 44
CPC A43B 19/00; A43B 17/14; A43B 17/02;
A43B 17/03; A43B 13/14; A43B 17/00;
A43B 17/18; A43B 7/149; A43B 7/14;
A43B 19/005; A43B 17/026; A43B
9/125; A43B 17/006; A43B 13/00; A43B
13/42

See application file for complete search history.

(56) **References Cited**

U.S. PATENT DOCUMENTS

- 1,605,588 A * 11/1926 Huiskamp A43B 7/06
36/3 R
- 2,347,207 A * 4/1944 Margolin A43B 17/08
36/3 B
- 2,383,117 A * 8/1945 Fellman A43B 13/223
36/59 C
- D157,551 S * 2/1950 Walls D2/949
- D306,650 S * 3/1990 Chang D2/961
- D306,793 S * 3/1990 Schwartz D2/954
- 6,301,805 B1 * 10/2001 Howlett A43B 7/142
36/145

- D562,538 S * 2/2008 Della Valle D2/956
- D571,987 S * 7/2008 Della Valle D2/954
- D595,489 S * 7/2009 McClaskie D2/951
- D599,091 S * 9/2009 Della Valle D2/951

(Continued)

OTHER PUBLICATIONS

Orthotics posted by Dr Scholls posted review date Jul. 4, 2017, © Amazon, [online], [site visited May 15, 2018]. Available from Internet, https://www.amazon.com/Dr-Scholls-Orthotics-Plantar-Fasciitis/dp/B01MPYEAI5/ref=cm_cr_arp_d_product_top?ie=UTF8 (Year: 2017).*

Primary Examiner — Cynthia Ramirez

Assistant Examiner — Laura H Yu

(74) *Attorney, Agent, or Firm* — Lowenstein Sandler LLP

(57) **CLAIM**

We claim the ornamental design for an insole, as shown and described.

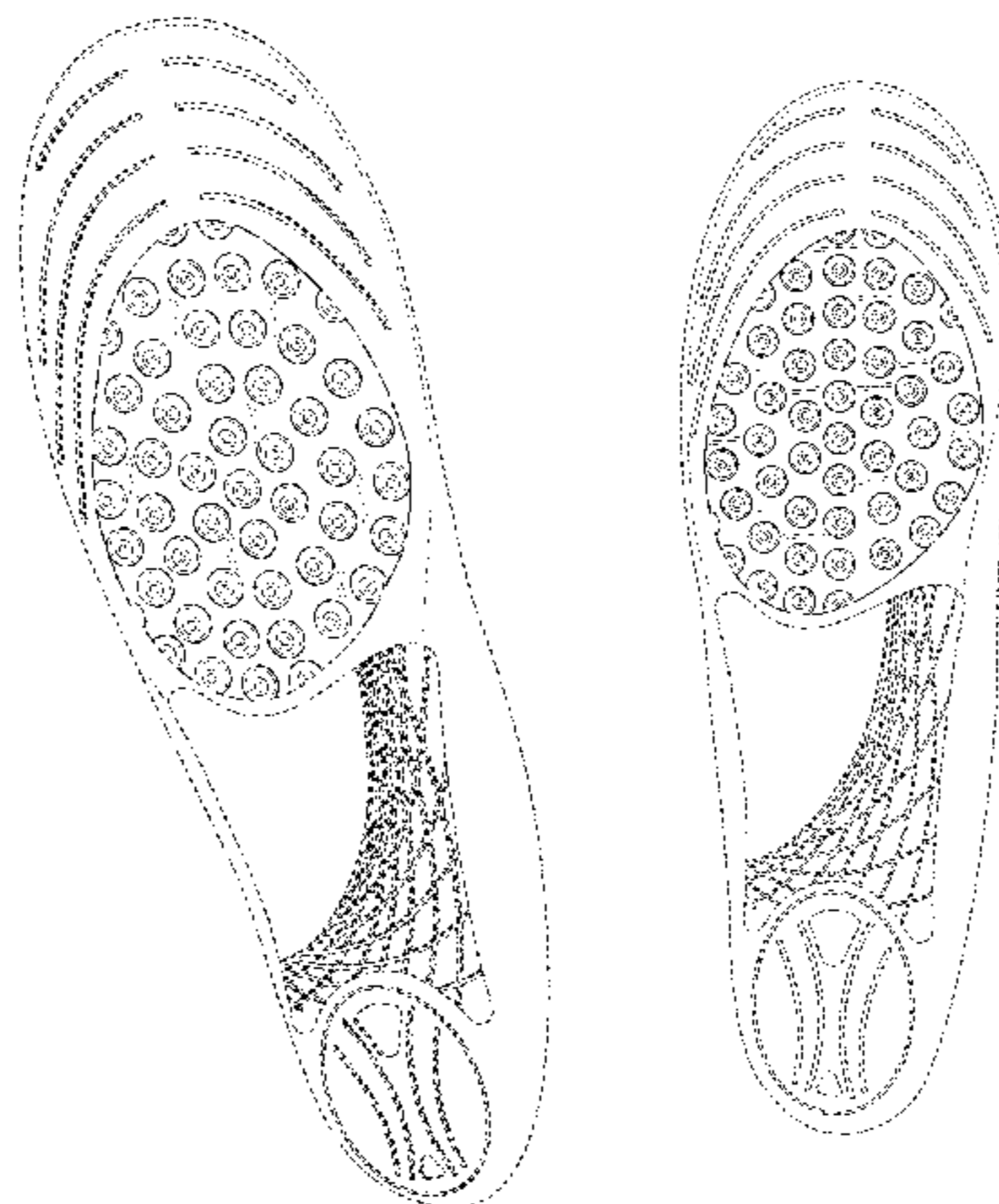
DESCRIPTION

FIG. 1 is a bottom perspective view of an insole showing our new design;
FIG. 2 is a top perspective view thereof;
FIG. 3 is a second bottom perspective view thereof;
FIG. 4 is a bottom view thereof;
FIG. 5 is a top view thereof;
FIG. 6 is a side view thereof;
FIG. 7 is a side view of the opposite side of FIG. 6
FIG. 8 is a front view thereof; and,
FIG. 9 is a rear view thereof.

The insole shown in FIGS. 1-9 is for a right shoe. The left shoe insole is a mirror image of the right shoe insole and is not shown as it is considered duplicative.

The dash-dash broken lines shown in the drawings illustrate portions of the insole that form no part of the claimed design. The dash-dot broken lines define the bounds of the claimed design and form no part thereof.

1 Claim, 9 Drawing Sheets



(56)

References Cited

U.S. PATENT DOCUMENTS

D599,993	S *	9/2009	Issler	D2/951
D634,528	S *	3/2011	Oldenburg	D2/946
D663,517	S *	7/2012	Della Valle	D2/951
D665,566	S *	8/2012	Klein	D2/961
D681,320	S *	5/2013	Della Valle	D2/950
D698,137	S *	1/2014	Carr	D2/954
D716,025	S *	10/2014	Seo	D2/951
D738,082	S *	9/2015	Ho	D2/961
D827,270	S *	9/2018	Yang	D2/961
D827,271	S *	9/2018	Yang	D2/961
D827,272	S *	9/2018	Yang	D2/961
D827,999	S *	9/2018	Yang	D2/961
2005/0049533	A1 *	3/2005	Beiruti	A43B 7/142 601/118
2011/0162234	A1 *	7/2011	Dean	A43B 7/144 36/43
2014/0068965	A1 *	3/2014	Vattes	A43B 13/40 36/10

* cited by examiner

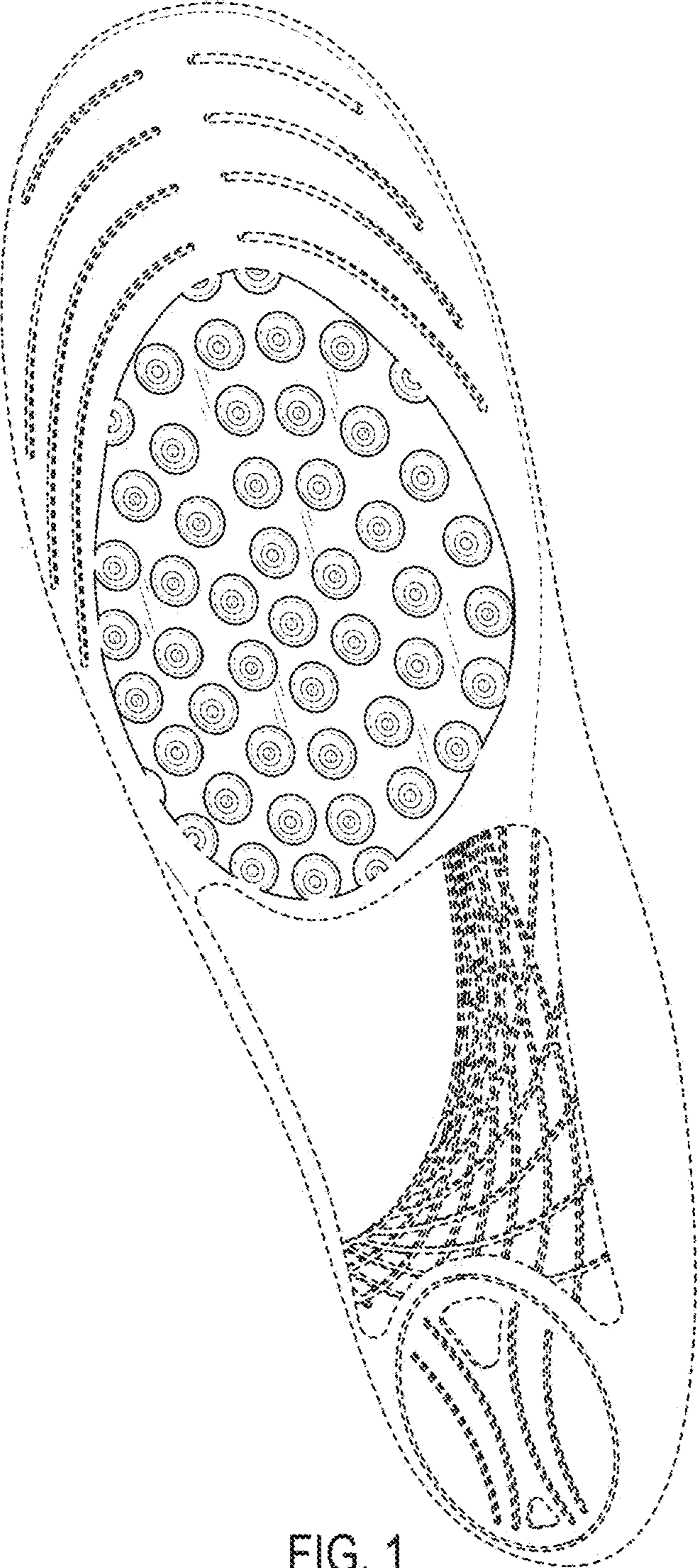


FIG. 1




FIG. 2

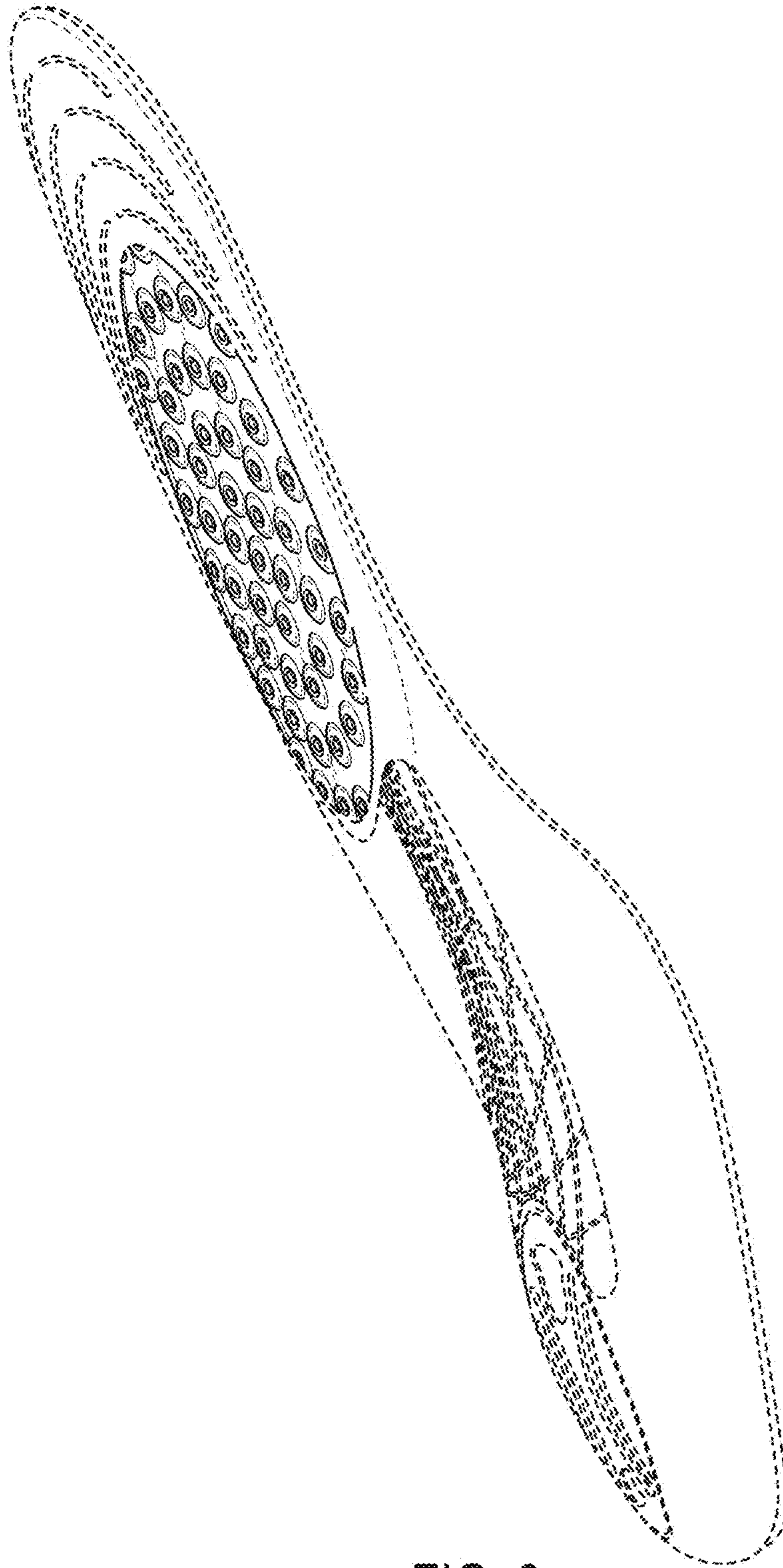


FIG. 3

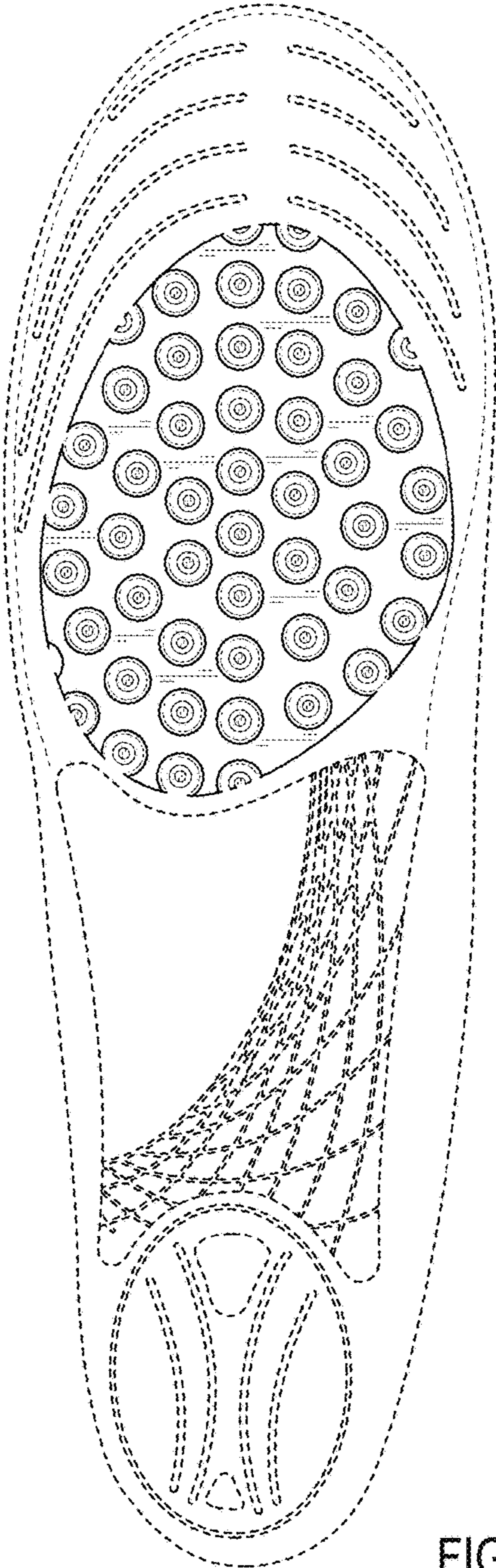


FIG. 4

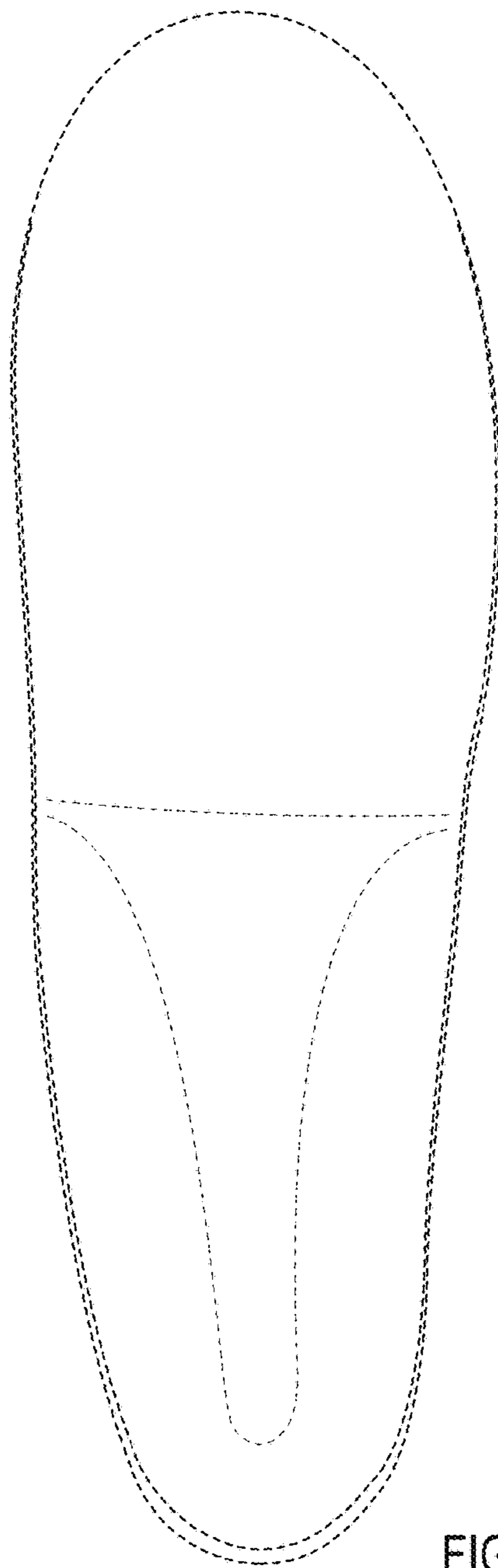


FIG. 5




FIG. 6




FIG. 7




FIG. 8




FIG. 9