



US00D833128S

(12) **United States Design Patent** (10) **Patent No.:** **US D833,128 S**  
**DeAlmeida** (45) **Date of Patent:** **\*\* Nov. 13, 2018**

(54) **SHOE OUTSOLE**  
(71) Applicant: **NIKE, Inc.**, Beaverton, OR (US)  
(72) Inventor: **Matthew DeAlmeida**, Portland, OR (US)  
(73) Assignee: **NIKE, Inc.**, Beaverton, OR (US)  
(\*\*) Term: **15 Years**  
(21) Appl. No.: **29/551,535**  
(22) Filed: **Jan. 14, 2016**  
(51) **LOC (11) Cl.** ..... **02-04**  
(52) **U.S. Cl.**  
USPC ..... **D2/953**  
(58) **Field of Classification Search**  
USPC ..... D2/896, 902, 908, 916, 918-942, D2/946-962, 977  
CPC ..... A43B 13/00; A43B 13/02; A43B 13/023; A43B 13/026; A43B 13/04; A43B 13/08; A43B 13/10; A43B 13/12; A43B 13/14; A43B 13/16; A43B 13/18; A43B 13/28; A43B 13/30; A43B 13/32; A43B 13/34; A43B 13/36; A43B 13/141; A43B 13/143; A43B 13/181; A43B 13/189; A43B 13/223; A43B 13/224  
See application file for complete search history.

D703,927 S \* 5/2014 Taestensen ..... D2/951  
D716,024 S \* 10/2014 Bramani ..... D2/951  
D762,359 S \* 8/2016 Slimane ..... D2/925  
D764,155 S \* 8/2016 Taestensen ..... D2/951  
(Continued)

**OTHER PUBLICATIONS**

Two More Colorways of the Nike Payaa En Route [online], [retrieved Oct. 20, 2016], Retrieved from Internet <URL: <http://www.nikeblog.com/2015/12/17/two-more-colorways-of-the-nike-payaa-en-route/>>; 5 color sheets, Dated Dec. 17, 2015.

(Continued)

*Primary Examiner* — Brandon M Rosati  
*Assistant Examiner* — Aula Soroush  
(74) *Attorney, Agent, or Firm* — Banner & Witcoff, Ltd.

(57) **CLAIM**

The ornamental design for a shoe outsole, as shown and described.

**DESCRIPTION**

FIG. 1 is a front perspective view of a shoe outsole showing my new design;  
FIG. 2 is a bottom view thereof;  
FIG. 3 is a rear perspective view thereof;  
FIG. 4 is an enlarged view of the claimed area of FIG. 1, shown in isolation from the remainder of the shoe for clarity purpose;  
FIG. 5 is an enlarged view of the claimed area of FIG. 2, shown in isolation from the remainder of the shoe for clarity purpose; and,  
FIG. 6 is an enlarged view of the claimed area of FIG. 3, shown in isolation from the remainder of the shoe for clarity purpose.


The broken lines immediately adjacent to the photographic area illustrate the bounds of the claimed design. The broken lines showing the remainder of the shoe are for environmental purposes only and form no part of the claimed design.

**1 Claim, 6 Drawing Sheets**

(56) **References Cited**

**U.S. PATENT DOCUMENTS**

D478,412 S \* 8/2003 Adams ..... D2/956  
8,186,079 B2 \* 5/2012 Carboy ..... A43B 13/14  
36/102  
D680,714 S \* 4/2013 Della Valle ..... D2/908  
D681,315 S \* 5/2013 Della Valle ..... D2/908  
D681,316 S \* 5/2013 Della Valle ..... D2/908  
D681,317 S \* 5/2013 Della Valle ..... D2/908  
D690,917 S \* 10/2013 Spring ..... D2/951  
D691,359 S \* 10/2013 Della Valle ..... D2/950



(56)

**References Cited**

U.S. PATENT DOCUMENTS

D765,371 S \* 9/2016 Tæstensen ..... D2/950  
D765,958 S \* 9/2016 Silverman ..... D2/950  
D769,591 S \* 10/2016 Tæstensen ..... D2/950  
D769,593 S \* 10/2016 Chang ..... D2/951  
D785,303 S \* 5/2017 Carboy ..... D2/951

OTHER PUBLICATIONS

From Zero to 1: The Tale of the First Air Max [online], [retrieved Oct. 20, 2016], Retrieved from Internet <URL: <http://news.nike.com/news/from-zero-to-1-the-tale-of-the-first-air-max>>; 20 color sheets, Dated Mar. 20, 2015.

\* cited by examiner

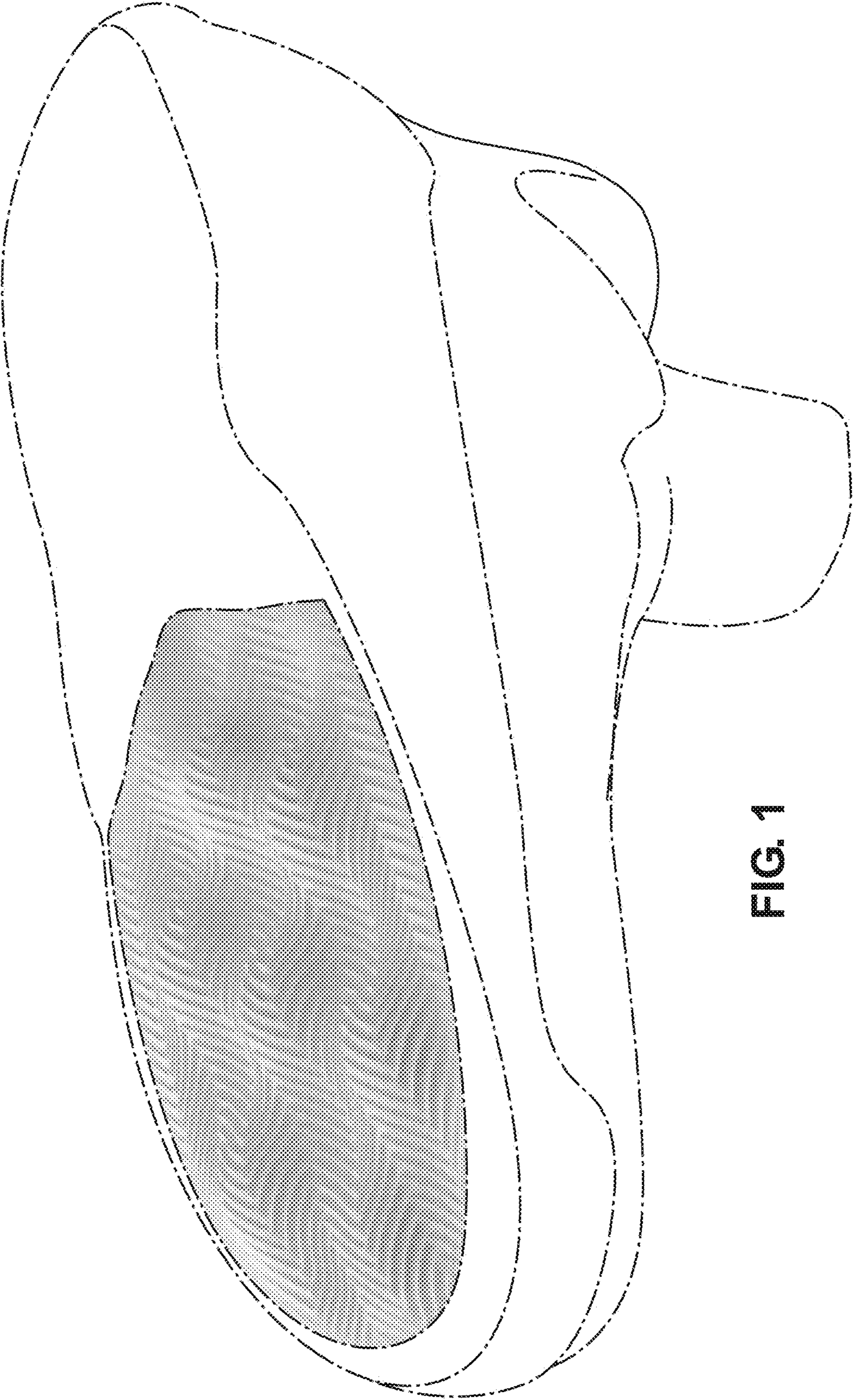


FIG. 1

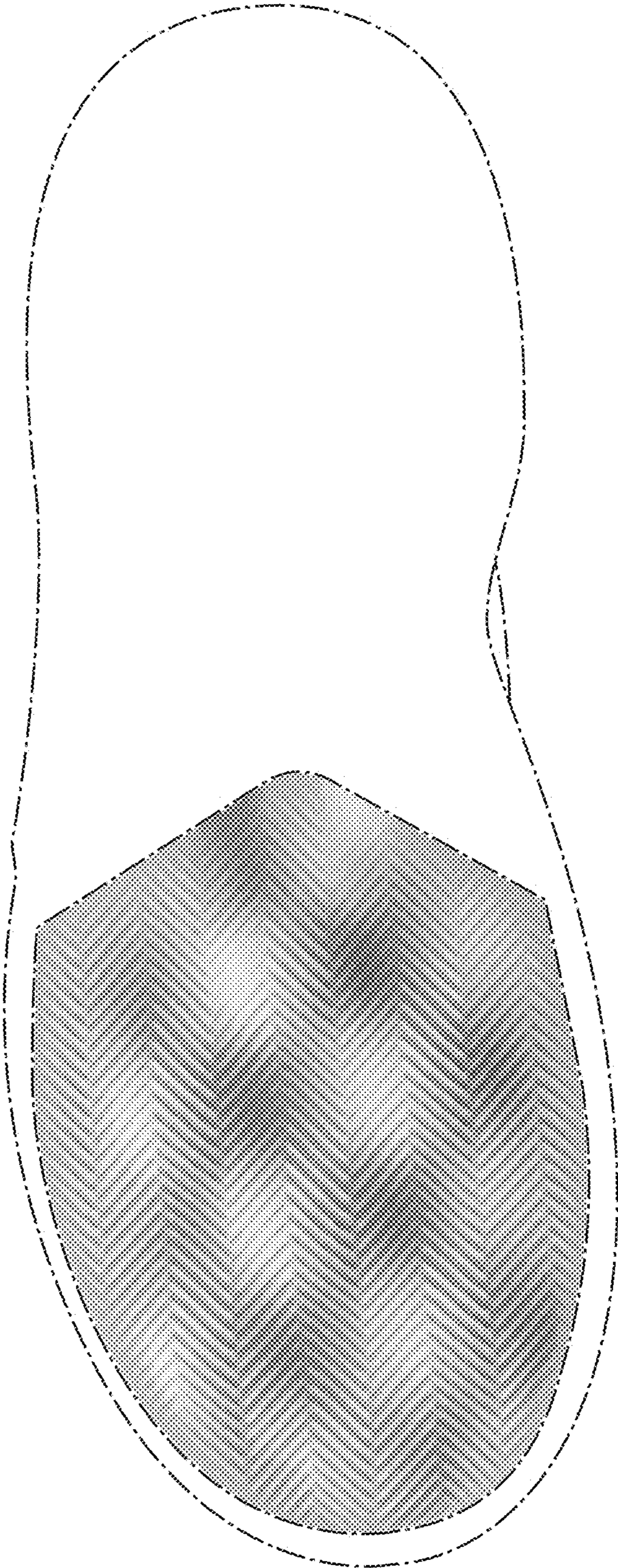


FIG. 2

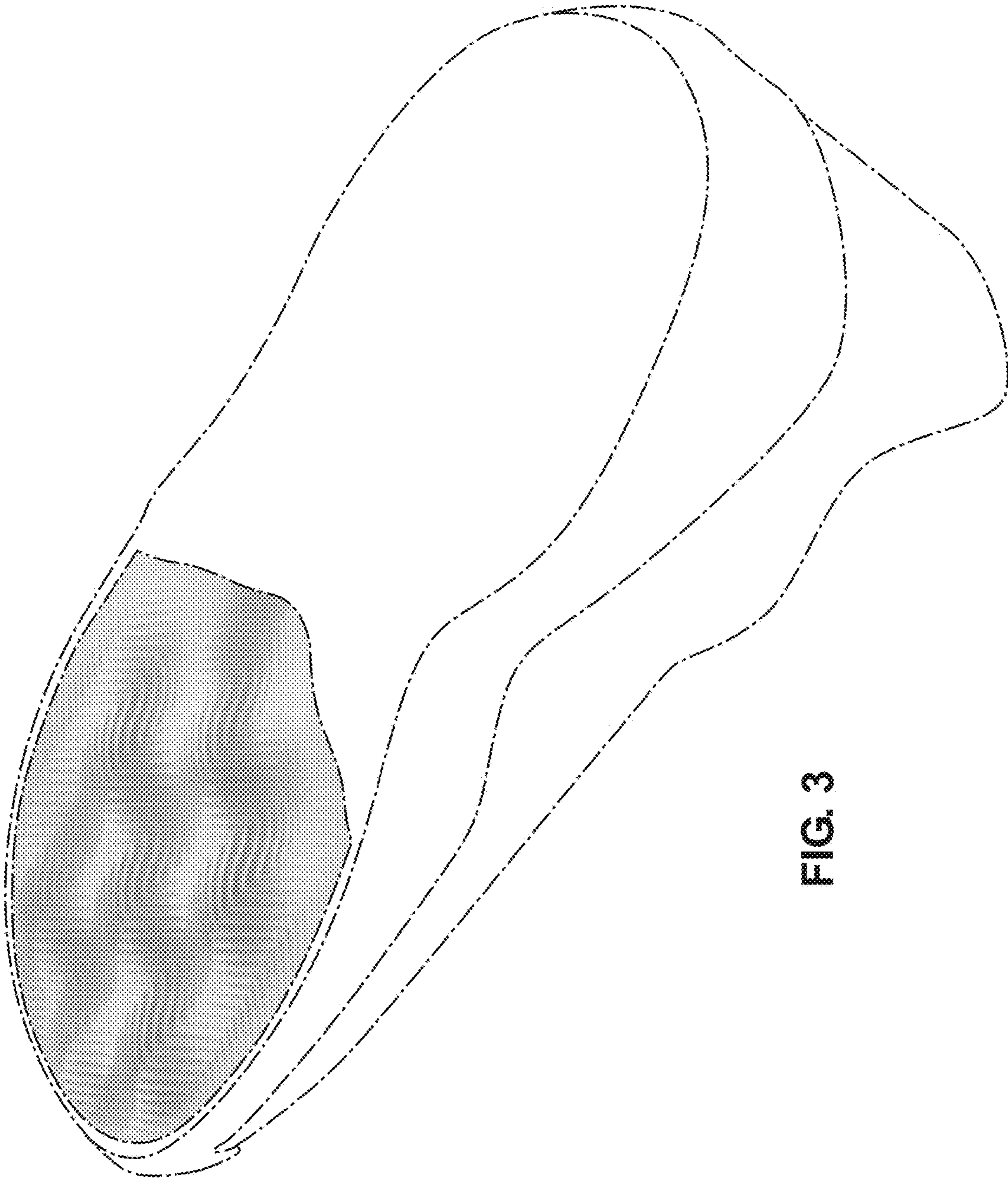


FIG. 3




FIG. 4




FIG. 5




FIG. 6