



US00D833125S

(12) **United States Design Patent**
Laska et al.

(10) **Patent No.:** **US D833,125 S**

(45) **Date of Patent:** **** Nov. 13, 2018**

- (54) **FOOTWEAR**
- (71) Applicant: **Crocs, Inc.**, Niwot, CO (US)
- (72) Inventors: **Daniel S. Laska**, Lyons, CO (US);
Federico Fongher, Villatora di Saonara (IT)
- (73) Assignee: **Crocs, Inc.**, Niwot, CO (US)
- (**) Term: **15 Years**
- (21) Appl. No.: **29/554,126**
- (22) Filed: **Feb. 8, 2016**
- (51) **LOC (11) Cl.** **02-04**
- (52) **U.S. Cl.**
USPC **D2/916; D2/932**
- (58) **Field of Classification Search**
USPC D2/896, 898, 900, 902, 903, 906–911,
D2/916–923, 925, 926, 929, 932,
D2/938–994; 36/1, 1.5, 4, 7, 7.4, 7.5, 8,
36/8.1, 11.5, 45–58, 77, 83, 84, 87–89,
36/93, 100, 102, 104, 108, 109, 112–114,
36/123–131
CPC A43B 3/12
See application file for complete search history.

D547,935 S *	8/2007	Clark	D2/969
D564,207 S	3/2008	Seamans		
D566,930 S *	4/2008	Liow	D2/916
D576,782 S *	9/2008	Teteriatnikov	D2/969
D653,841 S *	2/2012	Menezes	D2/923
D667,612 S	9/2012	Del Biondi et al.		
D698,131 S	1/2014	Del Biondi et al.		
D698,531 S	2/2014	Lock et al.		
D721,473 S	1/2015	Kue		
D722,747 S	2/2015	Kue		
D724,305 S *	3/2015	Santos	D2/971
D726,397 S	4/2015	Del Biondi et al.		
D739,125 S	9/2015	Chanthavong		
D739,126 S *	9/2015	Fongher	D2/929
D746,557 S	1/2016	Engerman		
D751,798 S	3/2016	Laska		
9,282,787 B2	3/2016	Ferniani et al.		
D762,953 S *	8/2016	Del Biondi	D2/923
D768,364 S *	10/2016	Chanthavong	D2/923
D768,365 S *	10/2016	Thompson	D2/923

(Continued)

Primary Examiner — Garth Rademaker

Assistant Examiner — Katelin G Kloberg

(74) *Attorney, Agent, or Firm* — Wilmer Cutler Pickering Hale and Dorr LLP

(57) **CLAIM**

The ornamental design for footwear, as shown and described.

DESCRIPTION

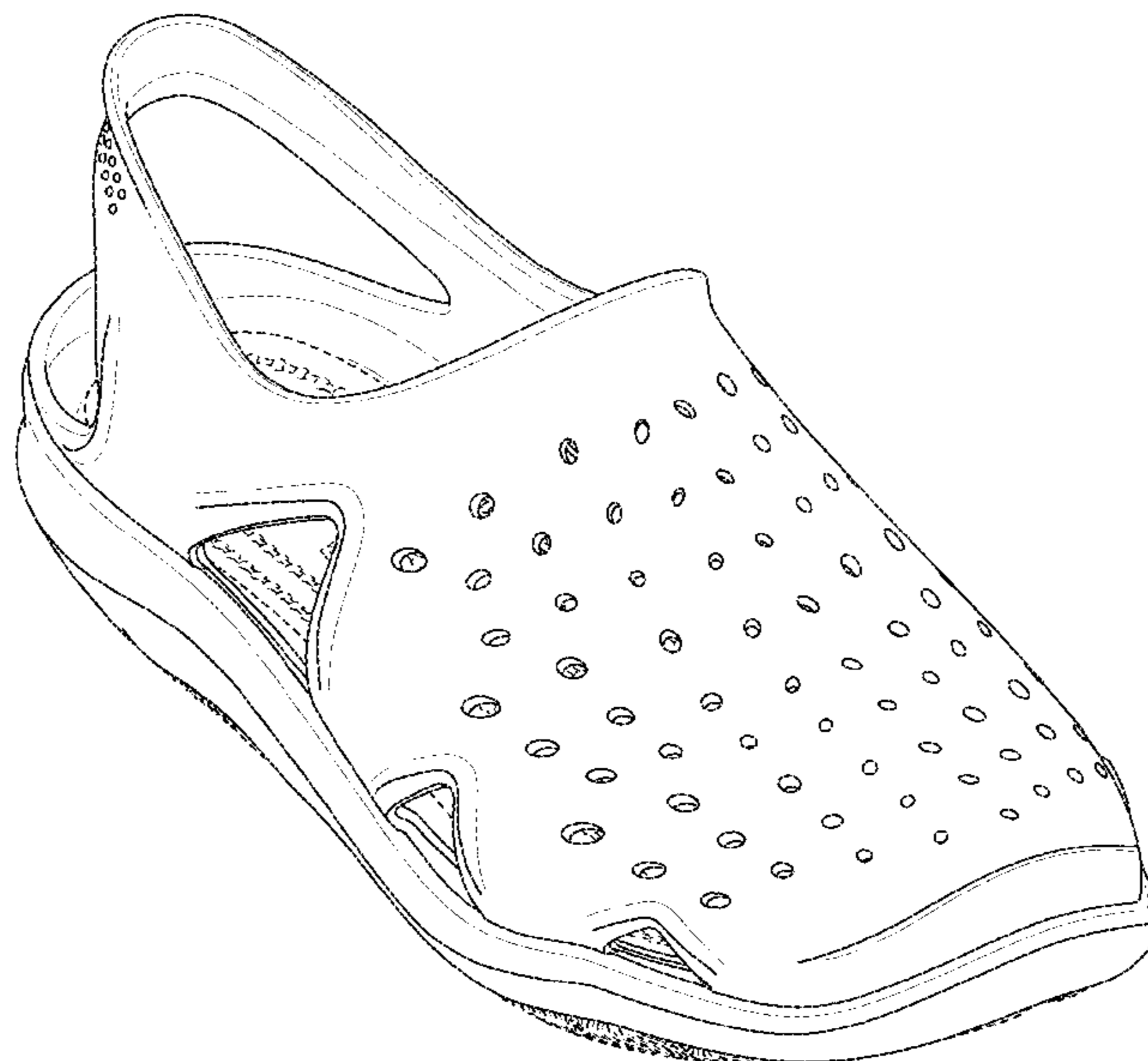
FIG. 1 is a front perspective view of footwear;
 FIG. 2 is a front view thereof;
 FIG. 3 is a back view thereof;
 FIG. 4 is a right side elevational view thereof;
 FIG. 5 is a left side elevational view thereof;
 FIG. 6 is a top view thereof; and,
 FIG. 7 is a bottom view thereof.

In the drawings, the broken lines depict environmental subject matter only and form no part of the claimed design.

1 Claim, 7 Drawing Sheets

(56) **References Cited**
 U.S. PATENT DOCUMENTS

D149,687 S *	5/1948	Sandler	D2/932
D197,761 S *	3/1964	Gould	D2/927
3,605,292 A *	9/1971	Glodblatt	A43B 3/12
				36/8.1
6,122,845 A *	9/2000	Menghi	A43B 1/14
				36/11.5
D493,949 S *	8/2004	Magro	D2/907
D513,836 S *	1/2006	Magro	D2/896
D517,294 S *	3/2006	Belley	D2/969
D517,789 S	3/2006	Seamans		



(56)

References Cited

U.S. PATENT DOCUMENTS

D772,543 S * 11/2016 Laska D2/923
D779,794 S * 2/2017 Engerman D2/923
D801,013 S 10/2017 Laska

* cited by examiner

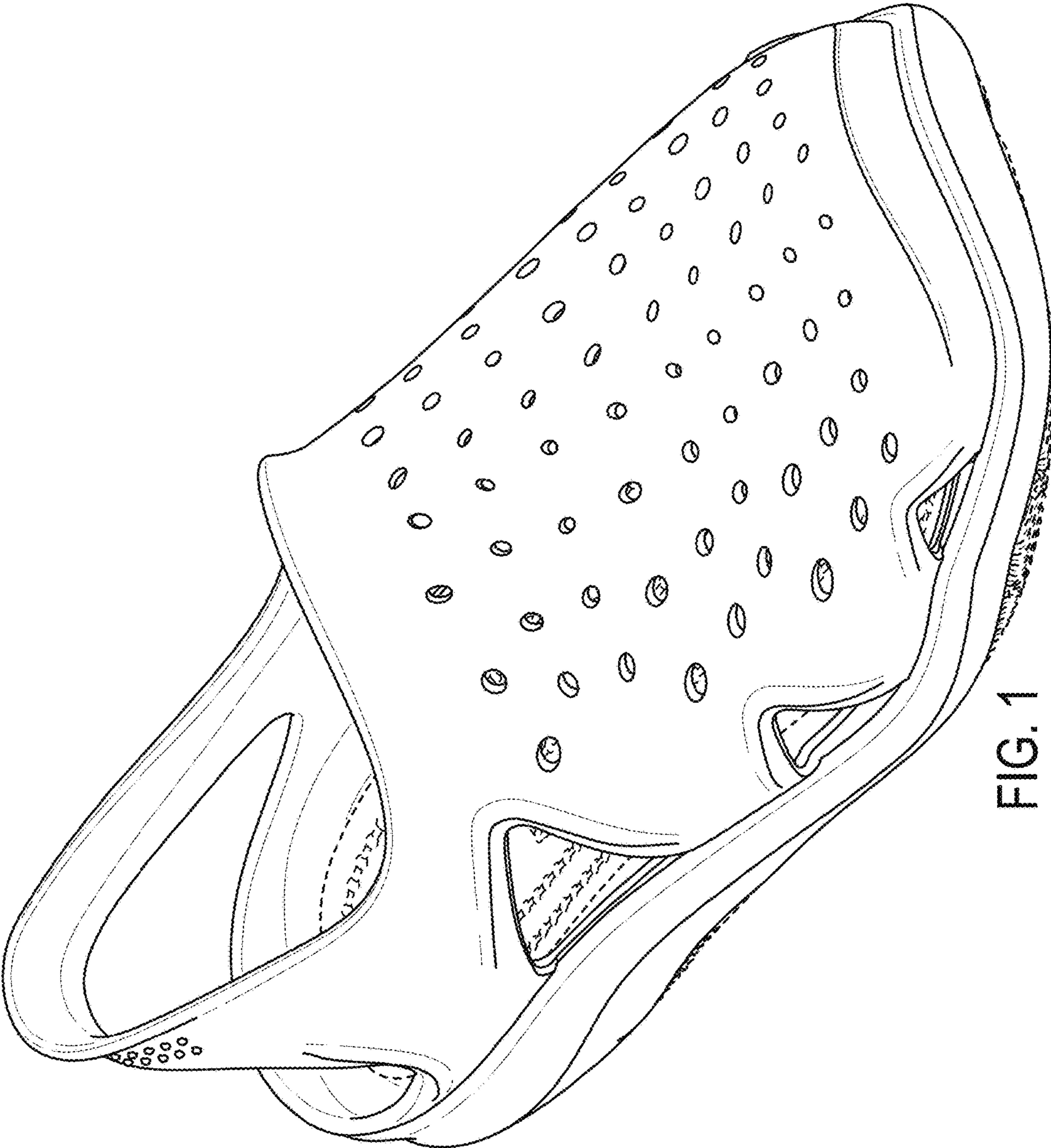


FIG. 1

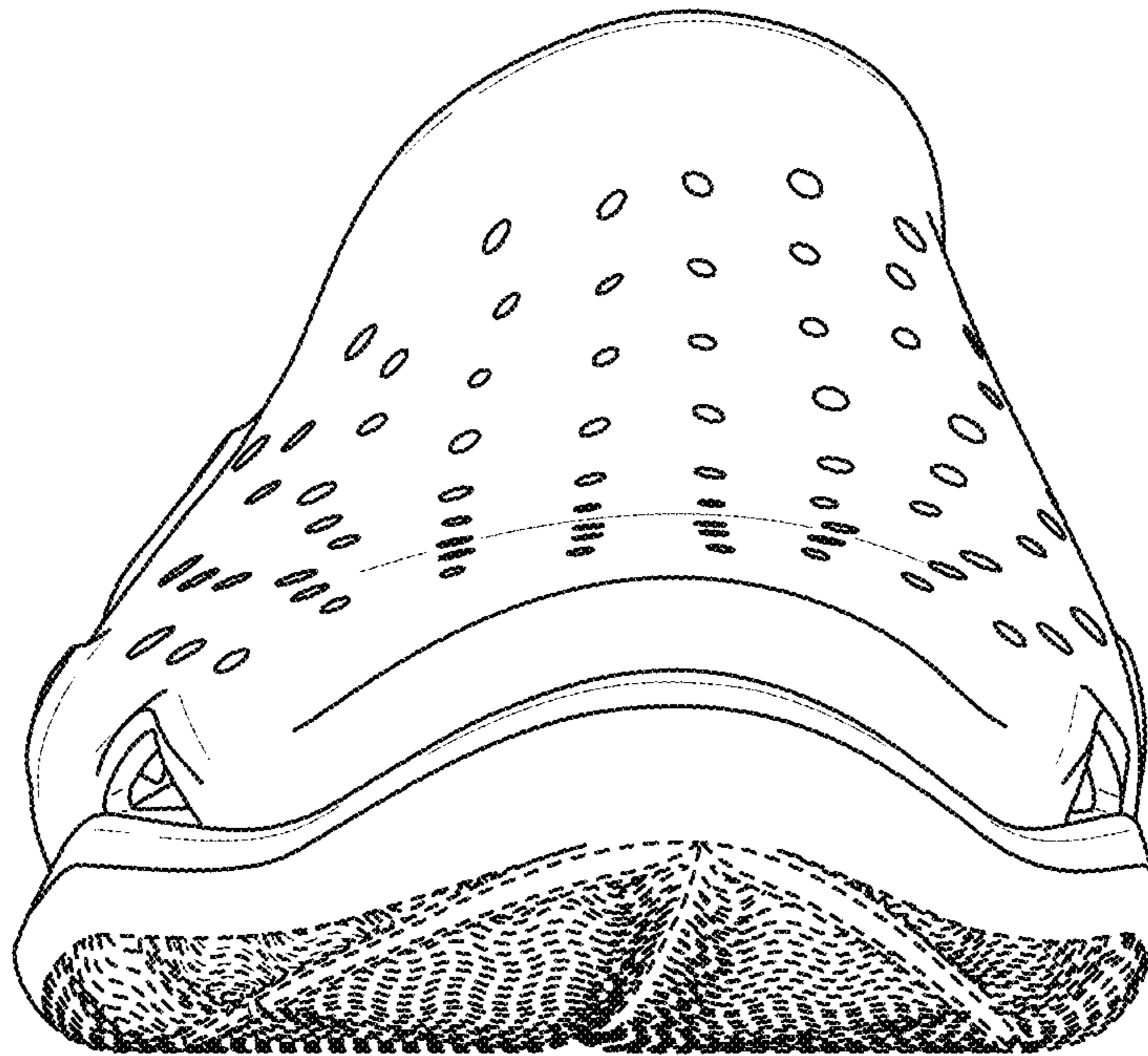


FIG. 2

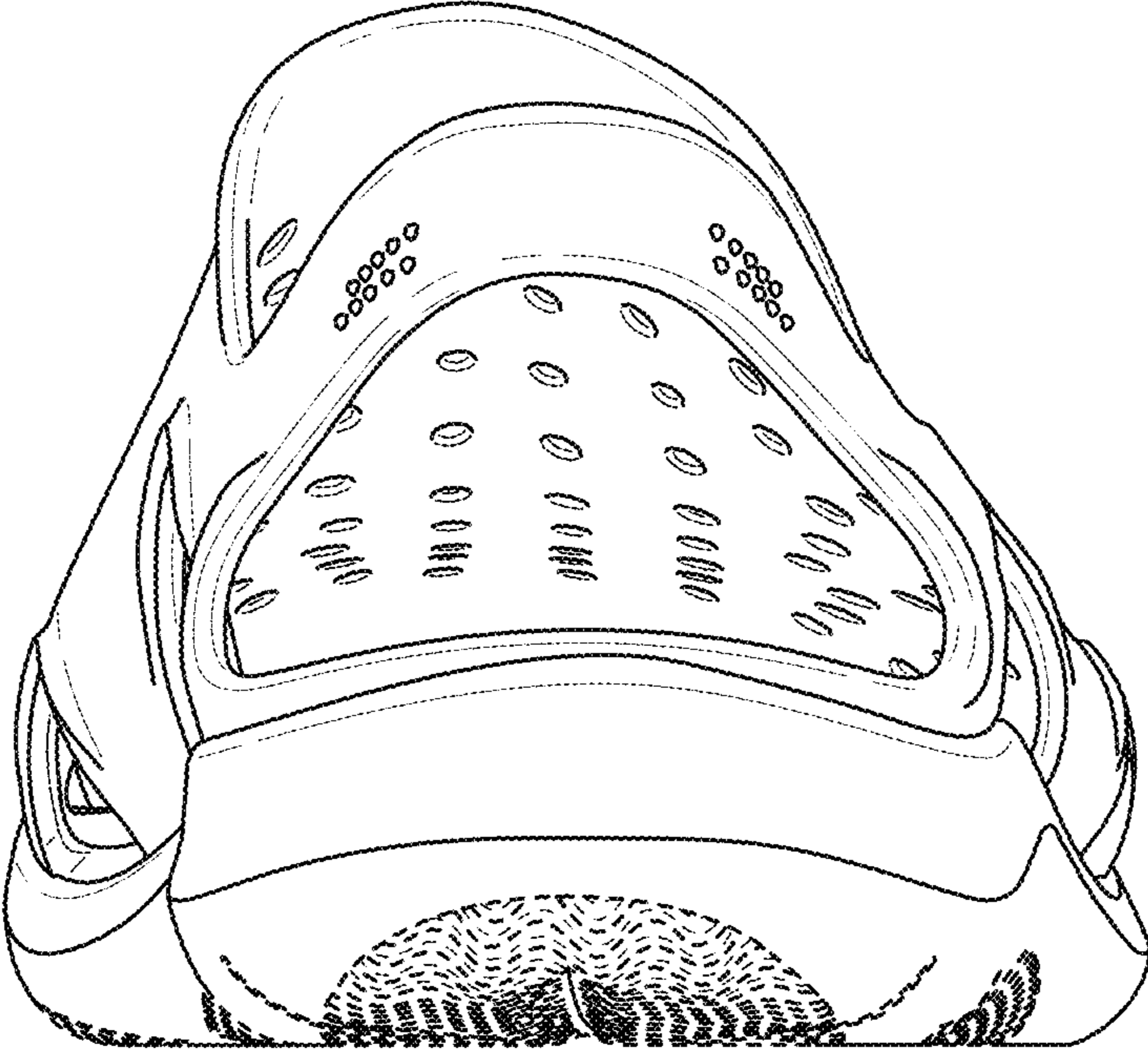


FIG. 3

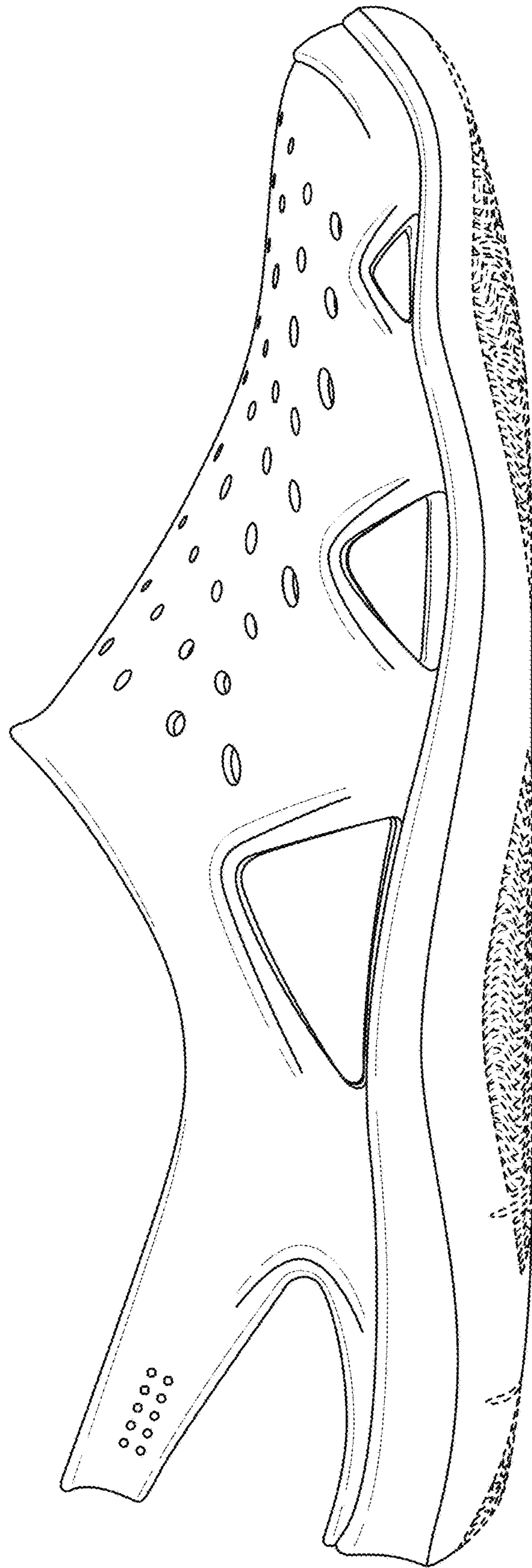


FIG. 4

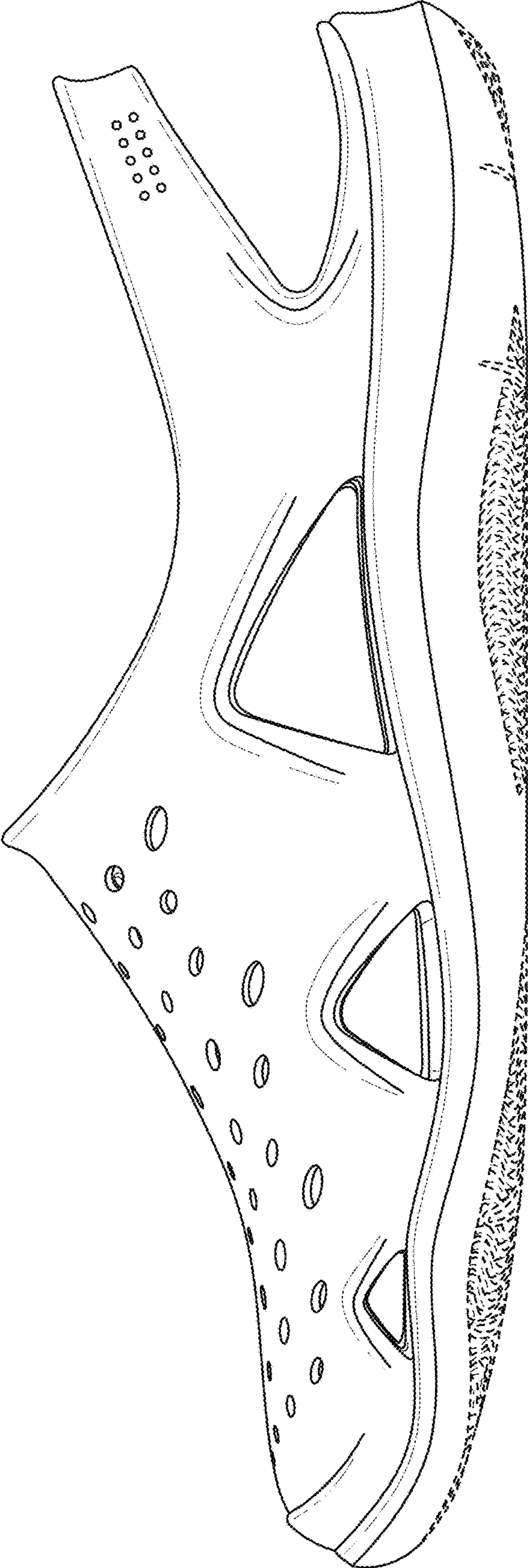


FIG. 5

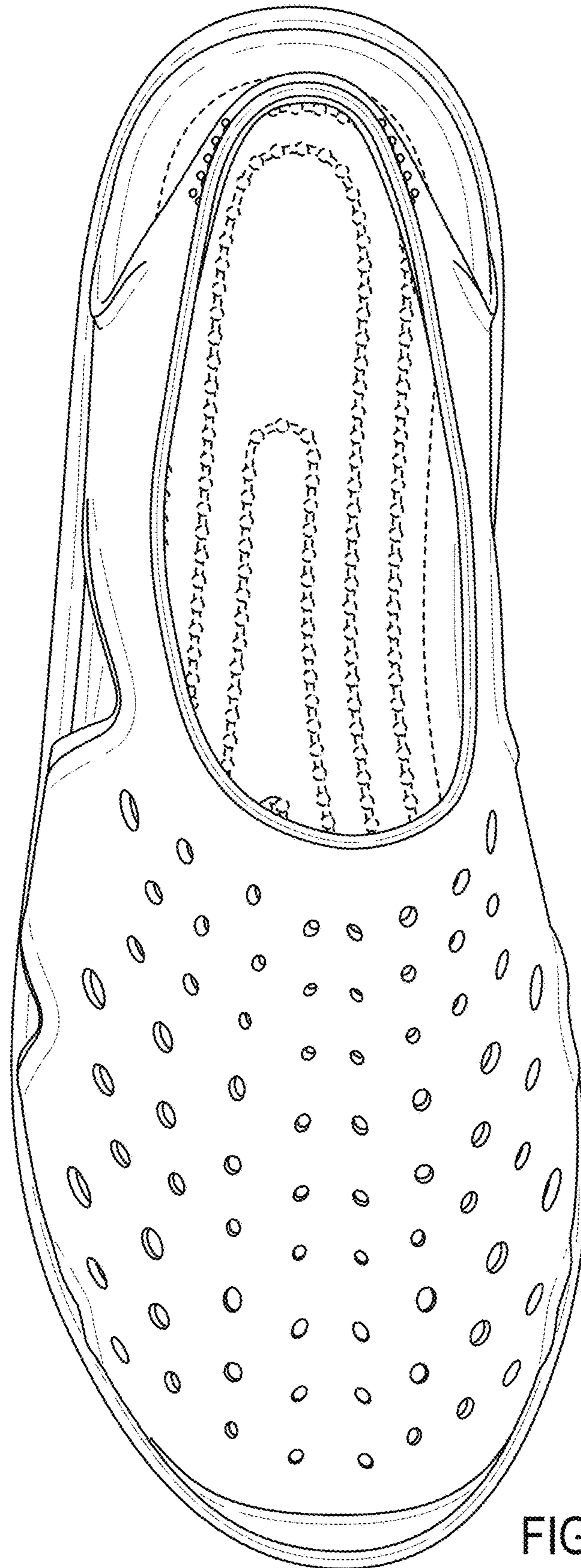


FIG. 6

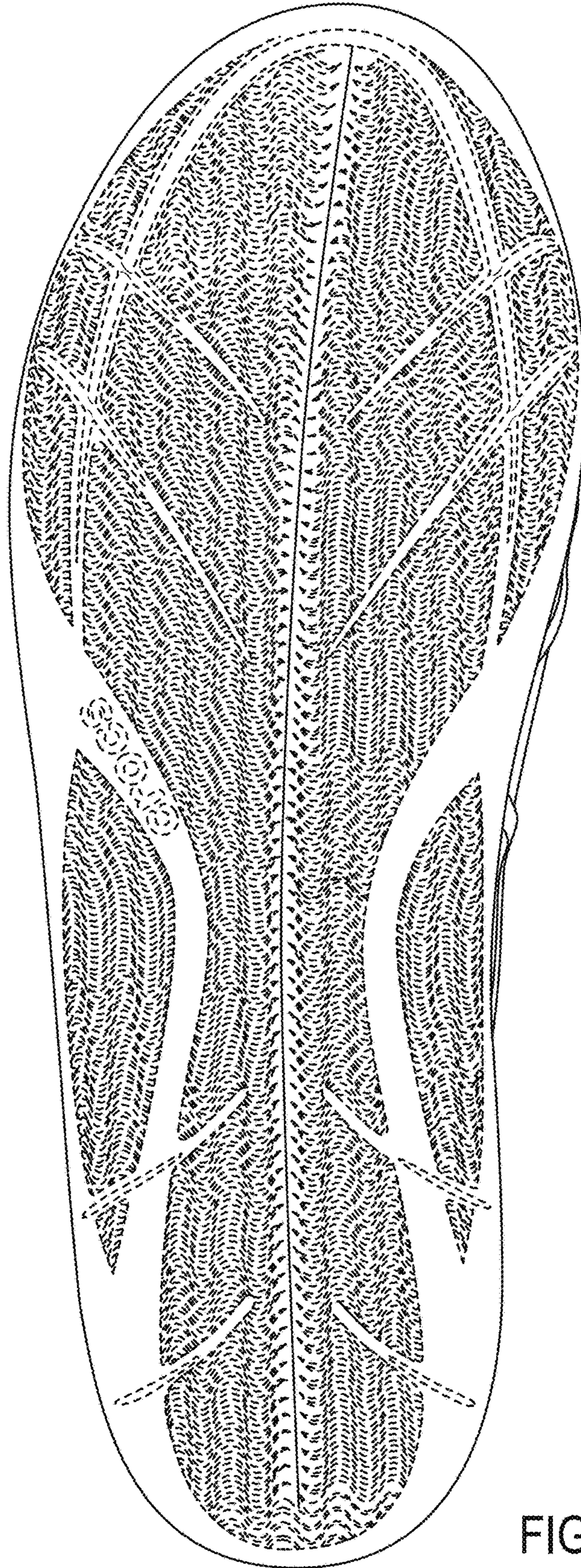


FIG. 7