



US00D833120S

(12) **United States Design Patent** (10) **Patent No.:** **US D833,120 S**
Terol (45) **Date of Patent:** **** Nov. 13, 2018**

(54) **STRAP**
(71) Applicant: **David Terol**, Miami, FL (US)
(72) Inventor: **David Terol**, Miami, FL (US)
(73) Assignee: **COOLNES LLC**, Key Biscayne, FL (US)
(**) Term: **15 Years**

D380,585 S * 7/1997 Olson D2/891
D389,987 S * 2/1998 O'Byrne D2/624
D392,095 S * 3/1998 Myers D3/229
D449,136 S * 10/2001 Vallance D29/100
6,473,907 B1 * 11/2002 Harwood A42B 1/064
2/12
D474,887 S * 5/2003 Forster D3/229
D496,498 S * 9/2004 Kittelsen D29/122
D531,784 S * 11/2006 Snyder D2/891
(Continued)

(21) Appl. No.: **29/607,436**
(22) Filed: **Jun. 13, 2017**
(51) **LOC (11) Cl.** **02-07**
(52) **U.S. Cl.**
USPC **D2/891**
(58) **Field of Classification Search**
USPC D2/500, 502, 600, 865, 866, 867, 868,
D2/870, 873, 878, 879, 880, 881, 883,
D2/891, 893; D3/224, 229; D8/382;
D11/202; D29/100, 104, 106, 108, 109,
D29/110, 122, 124
CPC A41D 23/00; A42B 1/00; A42B 1/006;
A42B 1/008; A42B 1/02; A42B 1/04;
A42B 1/046; A42B 1/06; A42B 1/061;
A42B 1/064; A42B 1/066; A42B 1/067;
A42B 1/08; A42B 1/18; A42B 5/00;
A42C 5/00; A42C 5/04
See application file for complete search history.

OTHER PUBLICATIONS

“CoolNES 1 Product 2 Uses . . .” [on-line]; [review posted to the Internet on Jun. 25, 2015 (see p. 8)]; [retrieved from the Internet on May 21, 2018]; URL: <https://www.amazon.com/CoolNES-Removable-Universal-Multifunctional-Performance/dp/B00ZC2AXRG>. (8 pgs). (Year: 2015).*
(Continued)

Primary Examiner — Karen S Acker
Assistant Examiner — Jasmine Mlinarcik

(57) **CLAIM**

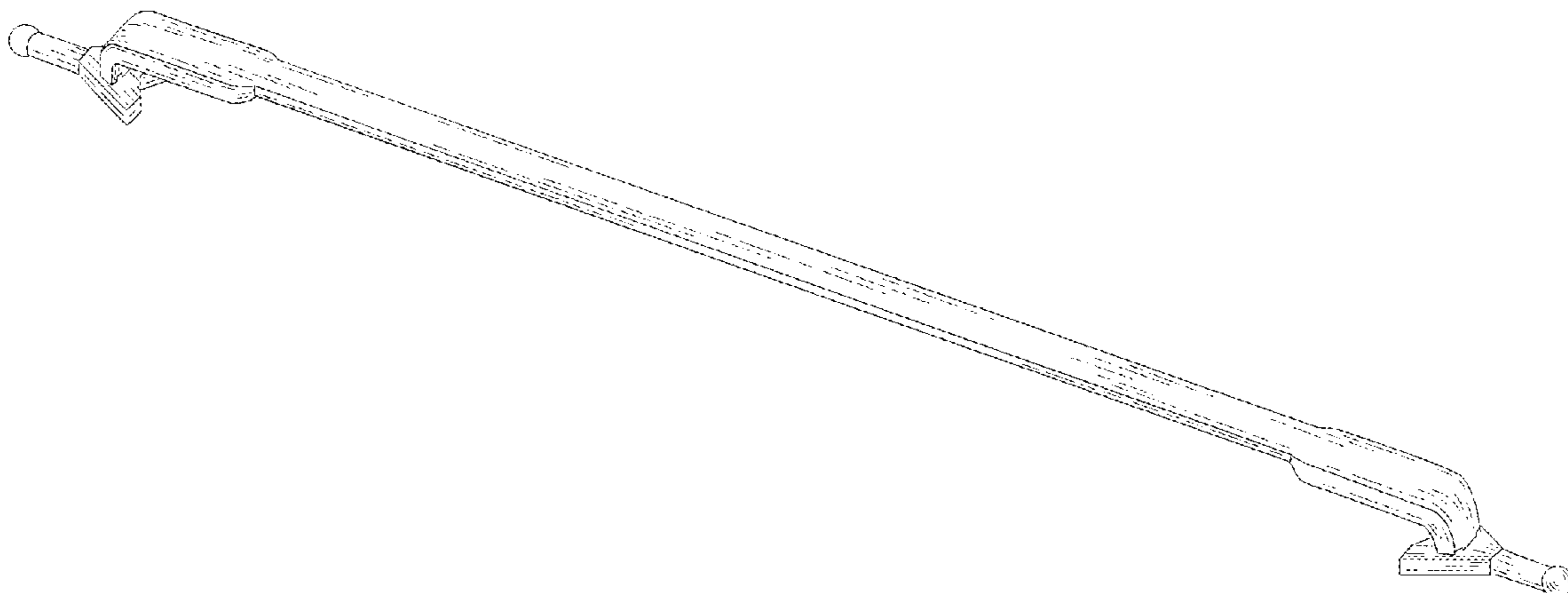
The ornamental design for a strap, as shown and described.

DESCRIPTION

FIG. 1 is a top plan view of a strap;
FIG. 2 is a right side elevational view thereof, a left side elevational view being a mirror image thereof;
FIG. 3 is a front elevational view thereof;
FIG. 4 is a bottom plan view thereof;
FIG. 5 is a perspective view thereof;
FIG. 6 is a perspective view of a strap being secured to an ultraviolet ray blocker; and,
FIG. 7 is a top plan view thereof.
The broken line showing of an ultraviolet ray blocker assists in showing how the strap may appear when in use and forms no part of the claimed design.

1 Claim, 7 Drawing Sheets

(56) **References Cited**
U.S. PATENT DOCUMENTS
2,092,808 A * 9/1937 Lipton A42B 1/22
132/59
D309,465 S * 7/1990 Russell D16/312
4,999,846 A * 3/1991 Ball A42B 1/22
2/417
D343,275 S * 1/1994 Olson D2/891
D374,951 S * 10/1996 Machson D29/110
5,615,413 A * 4/1997 Bower A42B 1/247
2/10



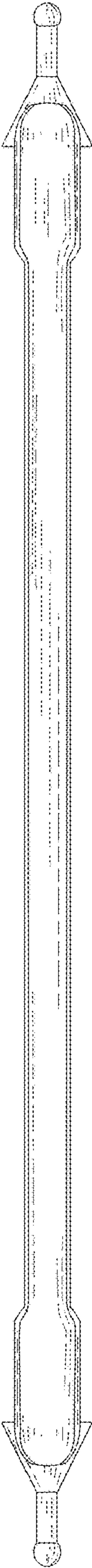


FIG. 1

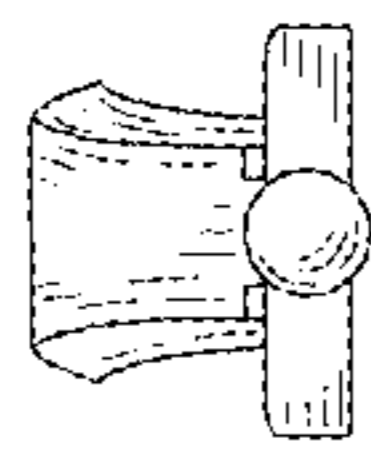


FIG. 2




FIG. 3

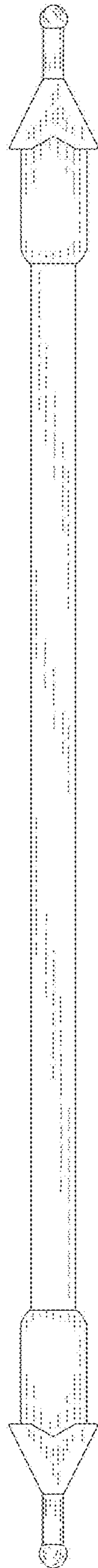


FIG. 4

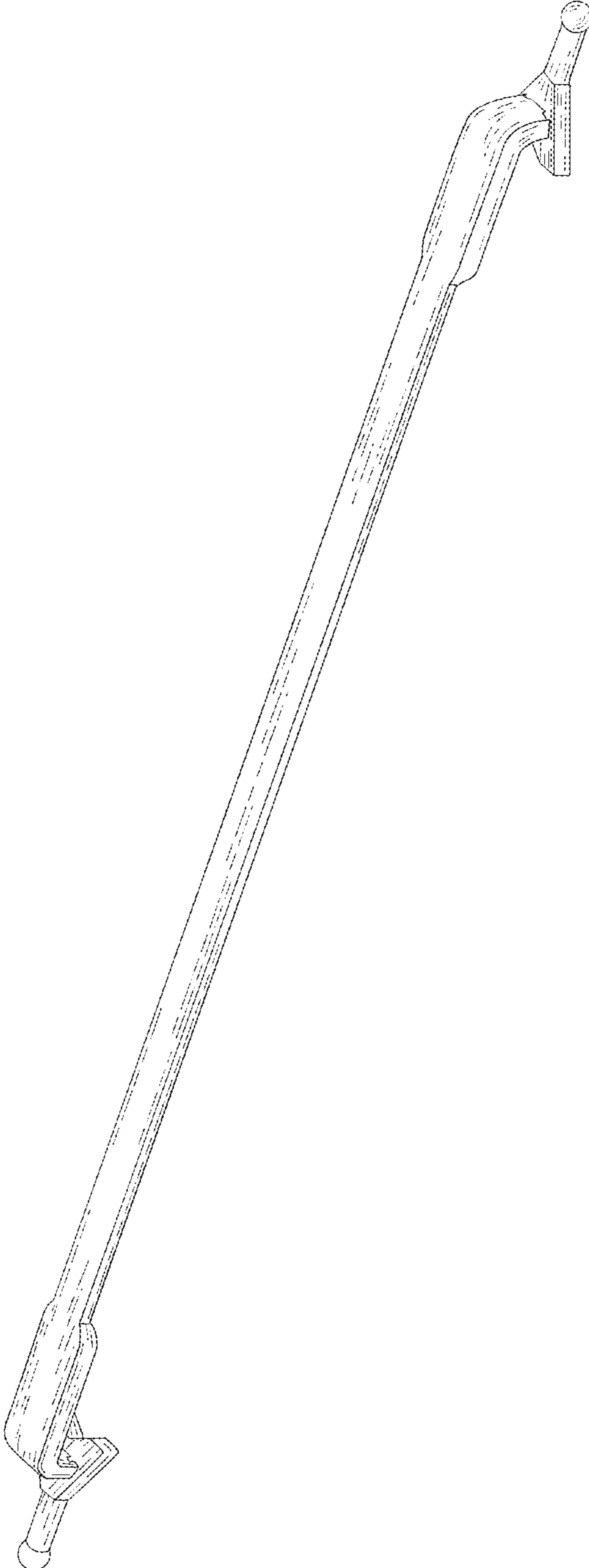


FIG. 5

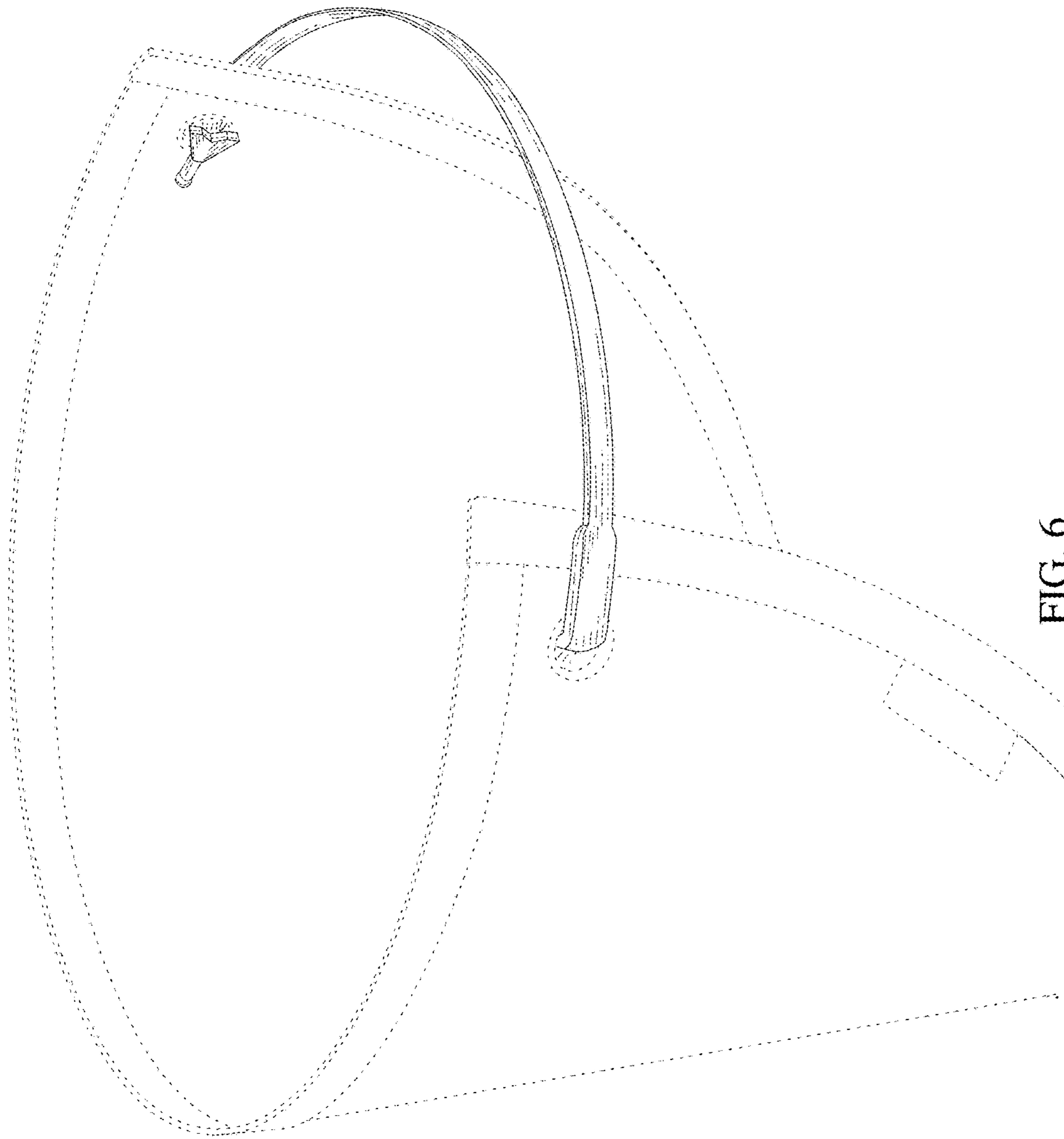


FIG. 6




FIG. 7