



US00D833119S

(12) **United States Design Patent** (10) **Patent No.:** **US D833,119 S**
Yates (45) **Date of Patent:** **** Nov. 13, 2018**

(54) **HEADBAND**

(71) Applicant: **Danielle Lynn Yates**, League City, TX (US)

(72) Inventor: **Danielle Lynn Yates**, League City, TX (US)

(**) Term: **15 Years**

(21) Appl. No.: **29/635,345**

(22) Filed: **Jan. 30, 2018**

Related U.S. Application Data

(63) Continuation of application No. 29/575,318, filed on Aug. 24, 2016, now Pat. No. Des. 808,622.

(51) **LOC (11) Cl.** **02-03**

(52) **U.S. Cl.**
USPC **D2/875**; D2/894

(58) **Field of Classification Search**

USPC D2/500, 501, 865, 866, 868, 869, 870, D2/871, 875, 877, 880, 881, 891, 894, D2/895; D16/339; D28/41, 92; D29/102, 106, 108, 112

CPC A41G 5/0093; A42B 1/00; A42B 1/004; A42B 1/067; A42B 1/12; A42B 1/206; A42B 1/225; A42B 1/24; A42C 5/00; A42C 5/02; A42C 5/04

See application file for complete search history.

(56) **References Cited**

U.S. PATENT DOCUMENTS

2,651,310 A 9/1953 Selson
D192,070 S * 1/1962 Wall D2/875
D222,024 S 9/1971 Frackowiak
D277,330 S * 1/1985 Wasson D2/877
4,600,029 A 7/1986 Ueberschaar
D289,092 S 3/1987 Walker
D289,093 S 3/1987 Walker
D324,765 S 3/1992 Obergfell

5,170,509 A 12/1992 Leopold
5,239,705 A 8/1993 Leopold
D339,676 S * 9/1993 Geving D2/500
5,337,763 A 8/1994 Haber et al.
D374,334 S 10/1996 Stroup
D376,444 S 12/1996 Buckwalter
5,819,319 A 10/1998 Spurs
D404,807 S * 1/1999 Nepsund D2/894
D411,577 S 6/1999 Walker et al.
5,946,734 A * 9/1999 Vogan A42B 3/00
2/171

(Continued)

OTHER PUBLICATIONS

Ponytail Headband for Hats . . . , [on-line]; [review posted to the Internet on Jul. 5, 2016]; [retrieved from the Internet on Aug. 9, 2017]; URL: <https://www.headcovers.com/ponytail-headband-baseball-hat-with-hair-ball-cap/>. (3 pgs). (Year: 2016).

Primary Examiner — Karen E Eldridge Powers

Assistant Examiner — Jasmine Mlinarcik

(74) *Attorney, Agent, or Firm* — Edmonds & Cmaidalka

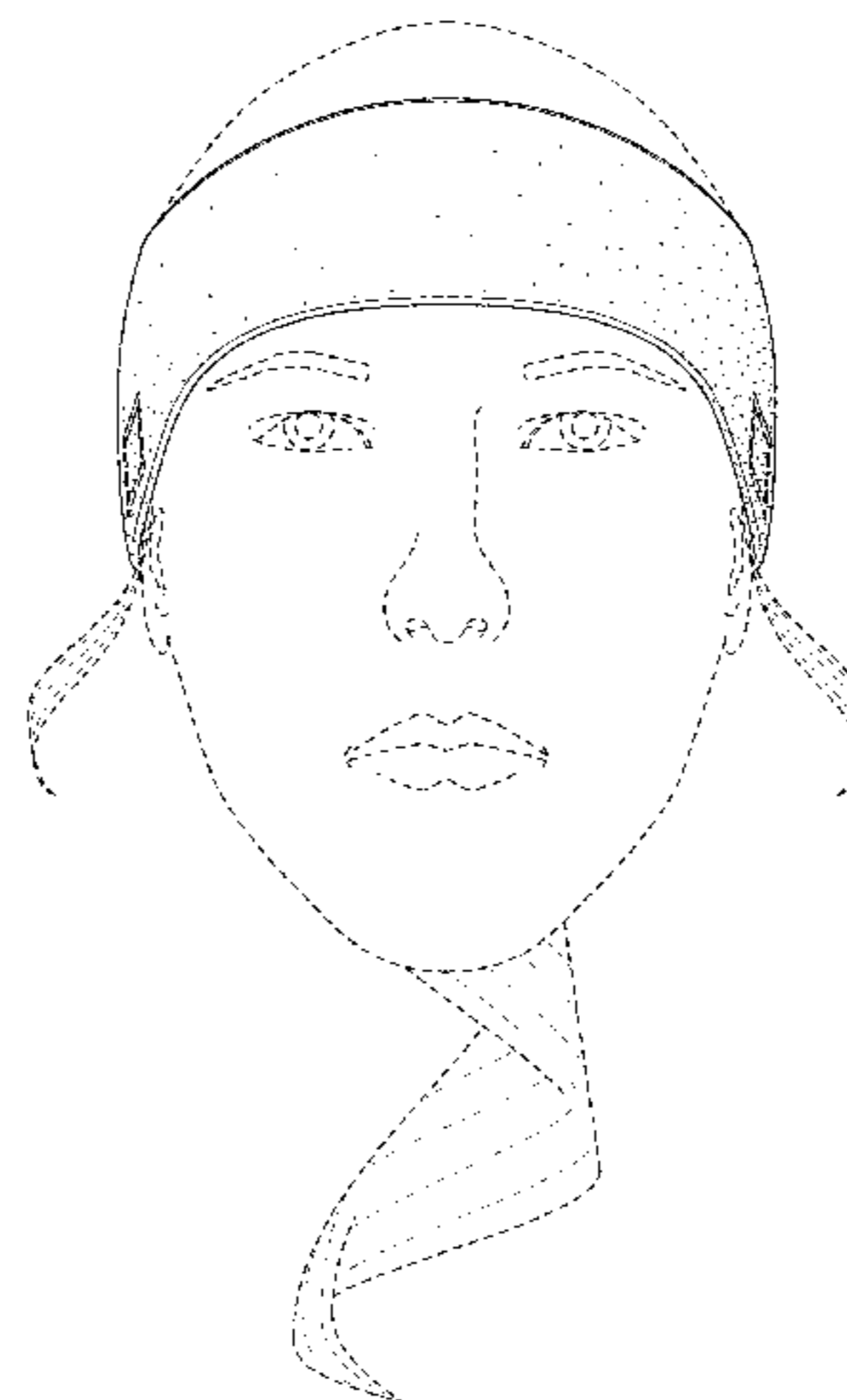
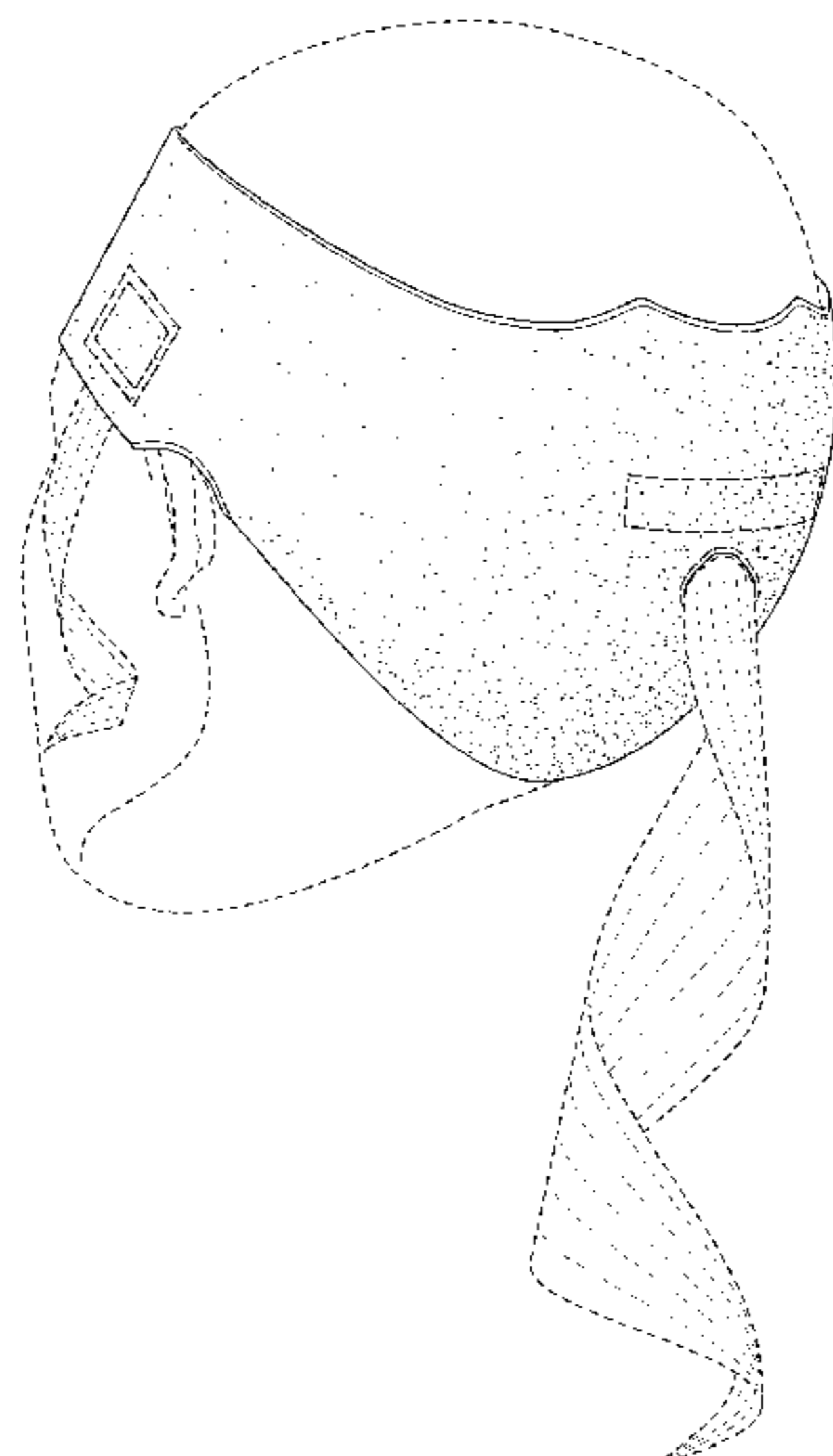
(57) **CLAIM**

The ornamental design for a headband, as shown and described.

DESCRIPTION

FIG. 1 is a left, rear perspective view of a headband;
FIG. 2 is a front elevation view thereof;
FIG. 3 is a rear elevation view thereof;
FIG. 4 is a right side elevation view thereof;
FIG. 5 is a left side perspective view thereof;
FIG. 6 is a top plan view thereof;
FIG. 7 is a bottom plan view thereof; and,
FIG. 8 is a front left prospective view showing the nature and environmental use thereof, worn under a baseball hat.
The broken lines in the drawings represent environmental structure that form no part of the claimed design.

1 Claim, 8 Drawing Sheets



(56)

References Cited

U.S. PATENT DOCUMENTS

D424,743	S	5/2000	Winter	
D461,625	S	8/2002	Walker et al.	
6,481,020	B1 *	11/2002	Kirkland	A42B 1/041 2/171
D485,946	S	1/2004	Angrum	
6,830,054	B1	12/2004	Ross-Kuehn	
D503,027	S	3/2005	Strong	
7,047,571	B1	5/2006	Kelly	
D531,385	S *	11/2006	Lund	D2/500
7,131,449	B2	11/2006	Kagami et al.	
D539,483	S	3/2007	Arnold	
7,343,921	B2	3/2008	Salinas	
D575,033	S *	8/2008	Levering	D2/867
D583,097	S *	12/2008	Levering	D28/41
D592,832	S	5/2009	Radell	
D594,634	S *	6/2009	Dolby	D2/877
8,418,266	B1	4/2013	Pike	
D753,903	S *	4/2016	Nachison	D2/865
D808,622	S *	1/2018	Yates	D2/866
D811,657	S *	2/2018	Lalonde	D28/41

* cited by examiner

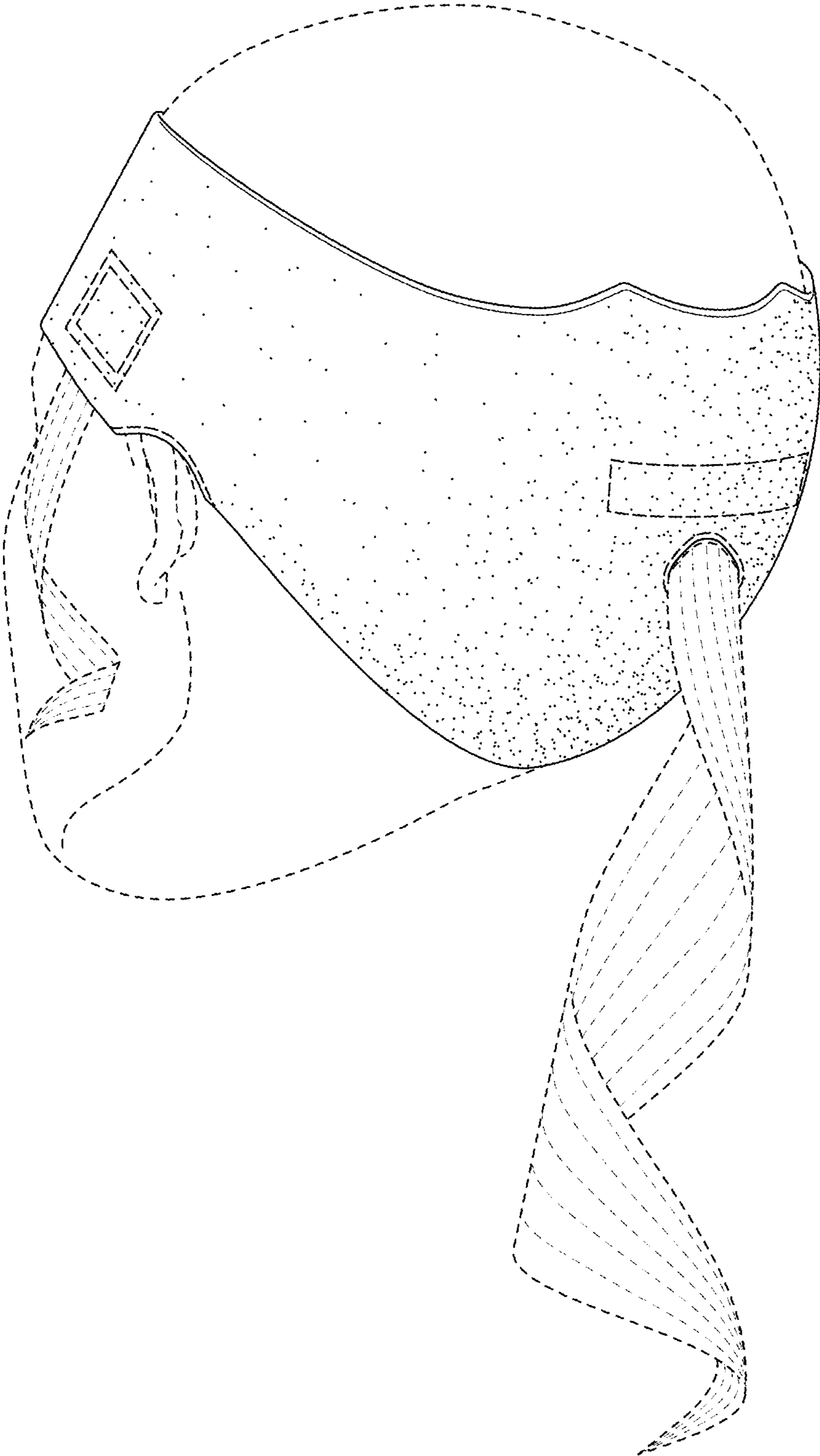


FIG. 1

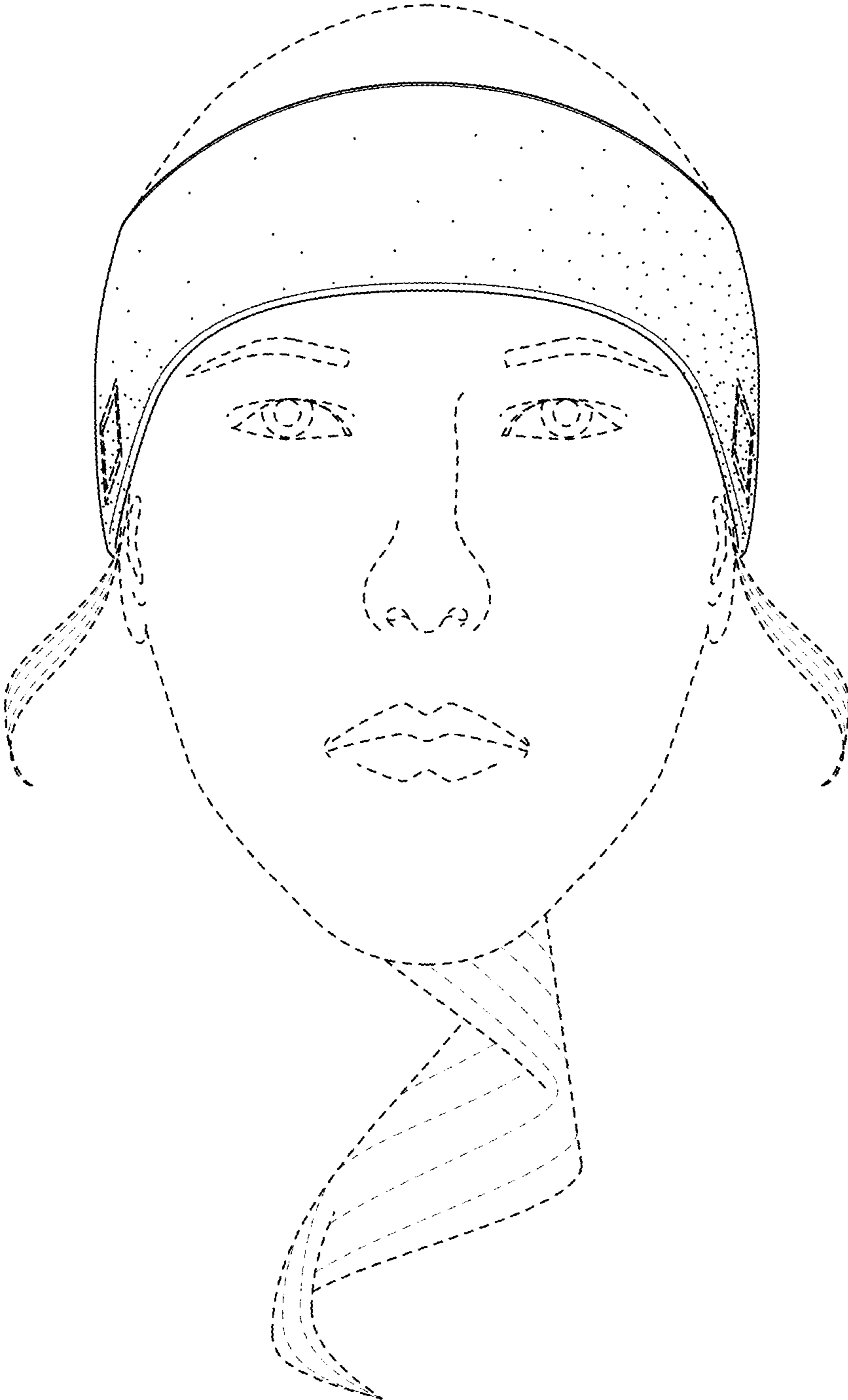


FIG. 2

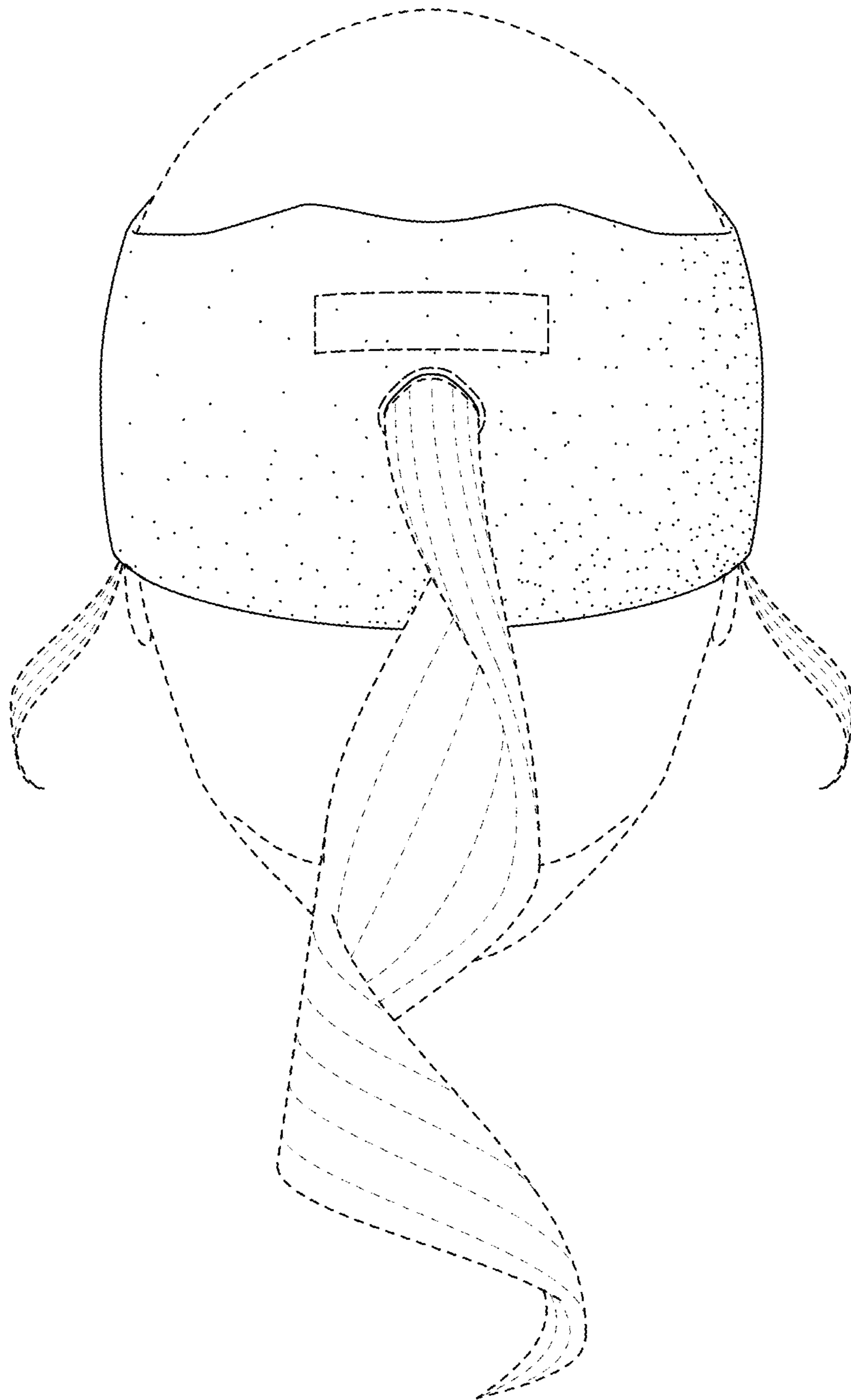


FIG. 3

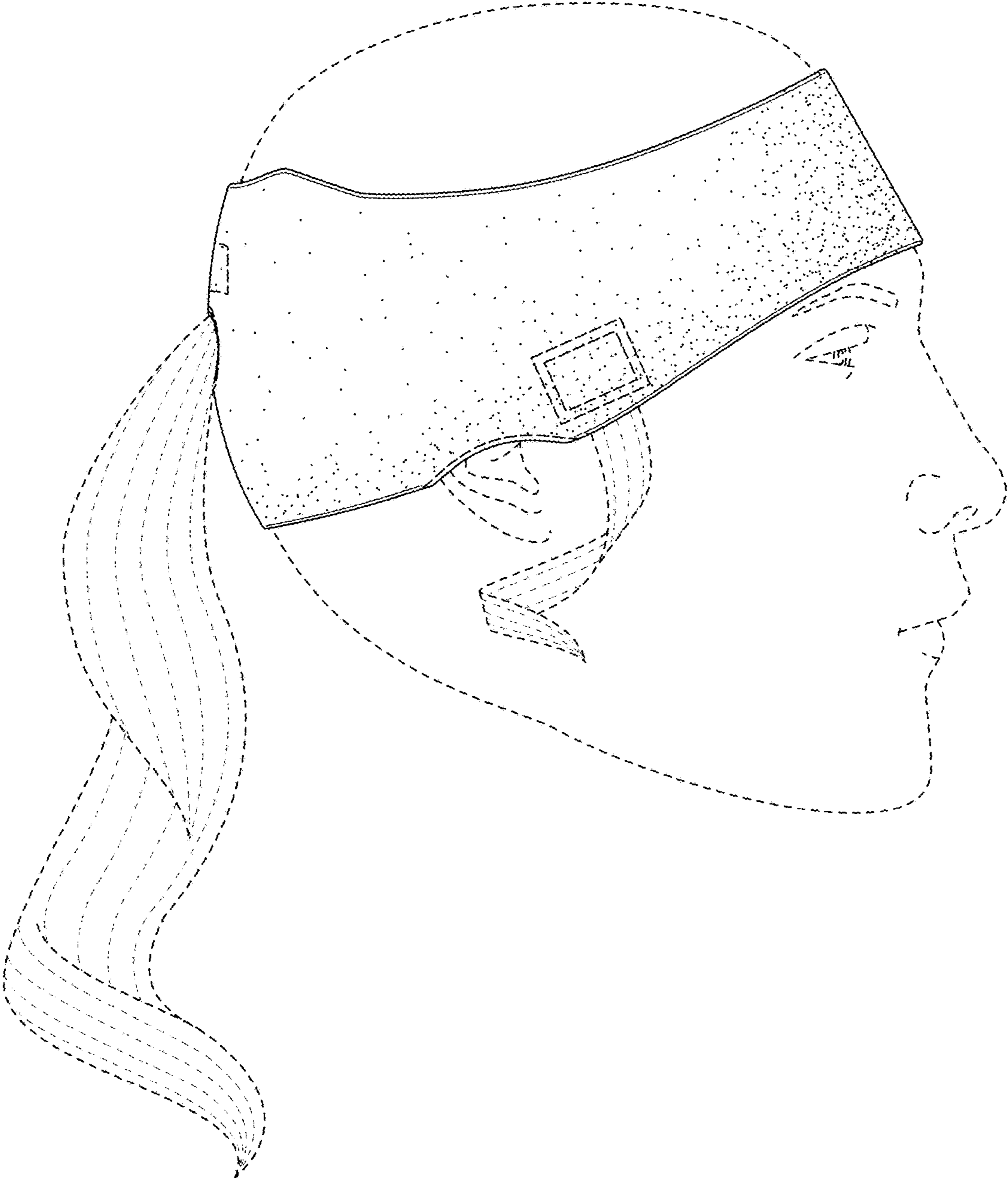


FIG. 4

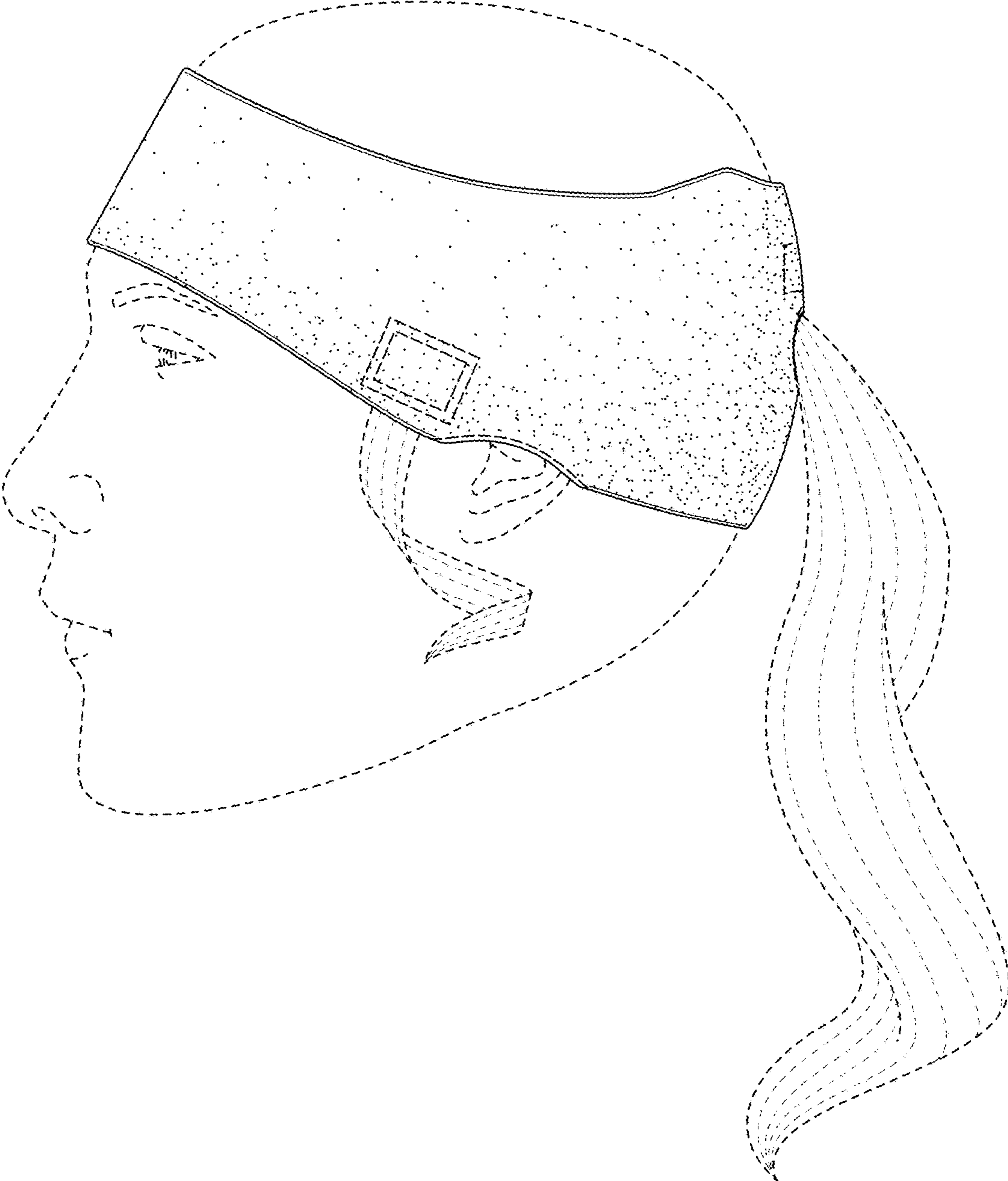


FIG. 5

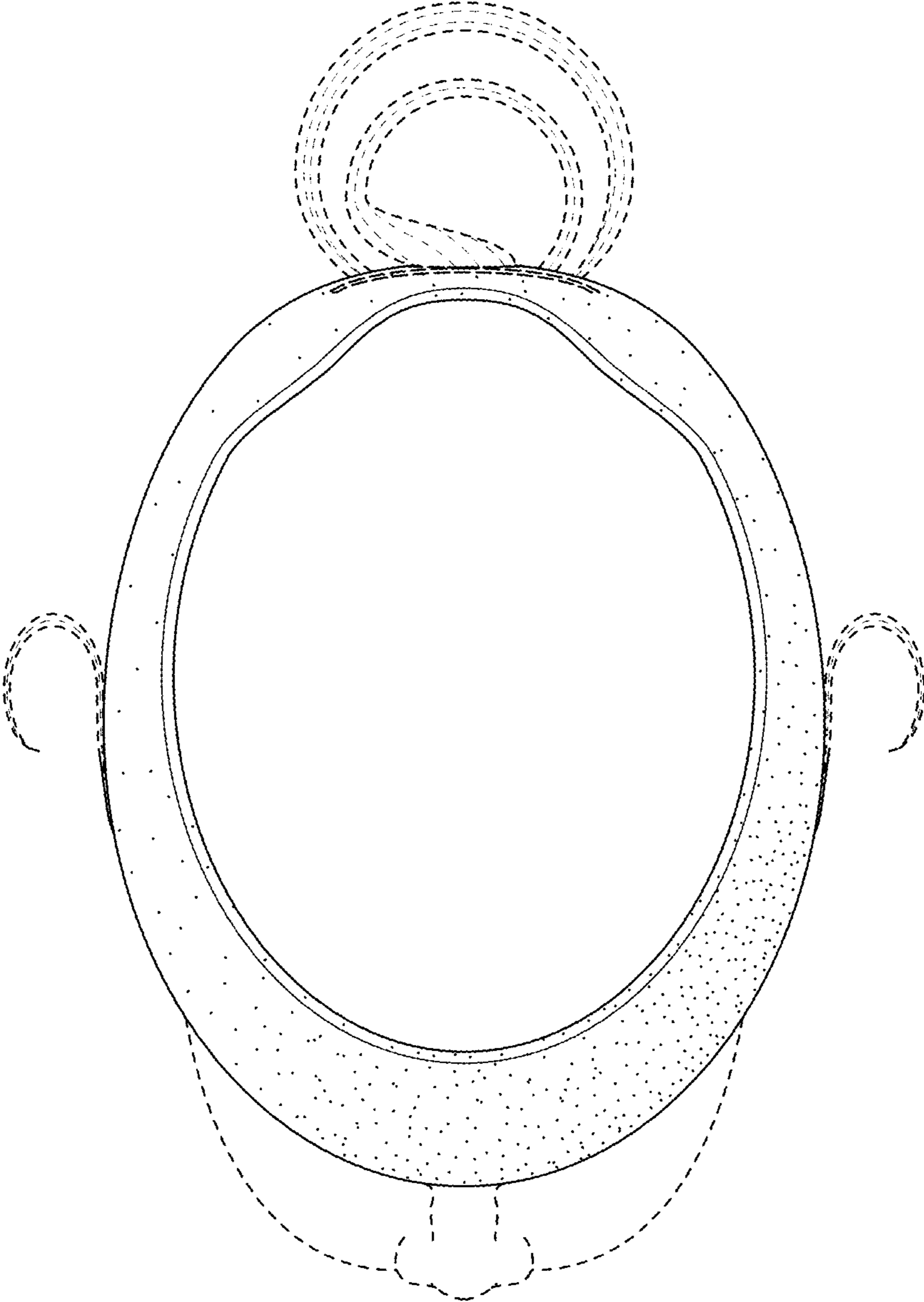


FIG. 6

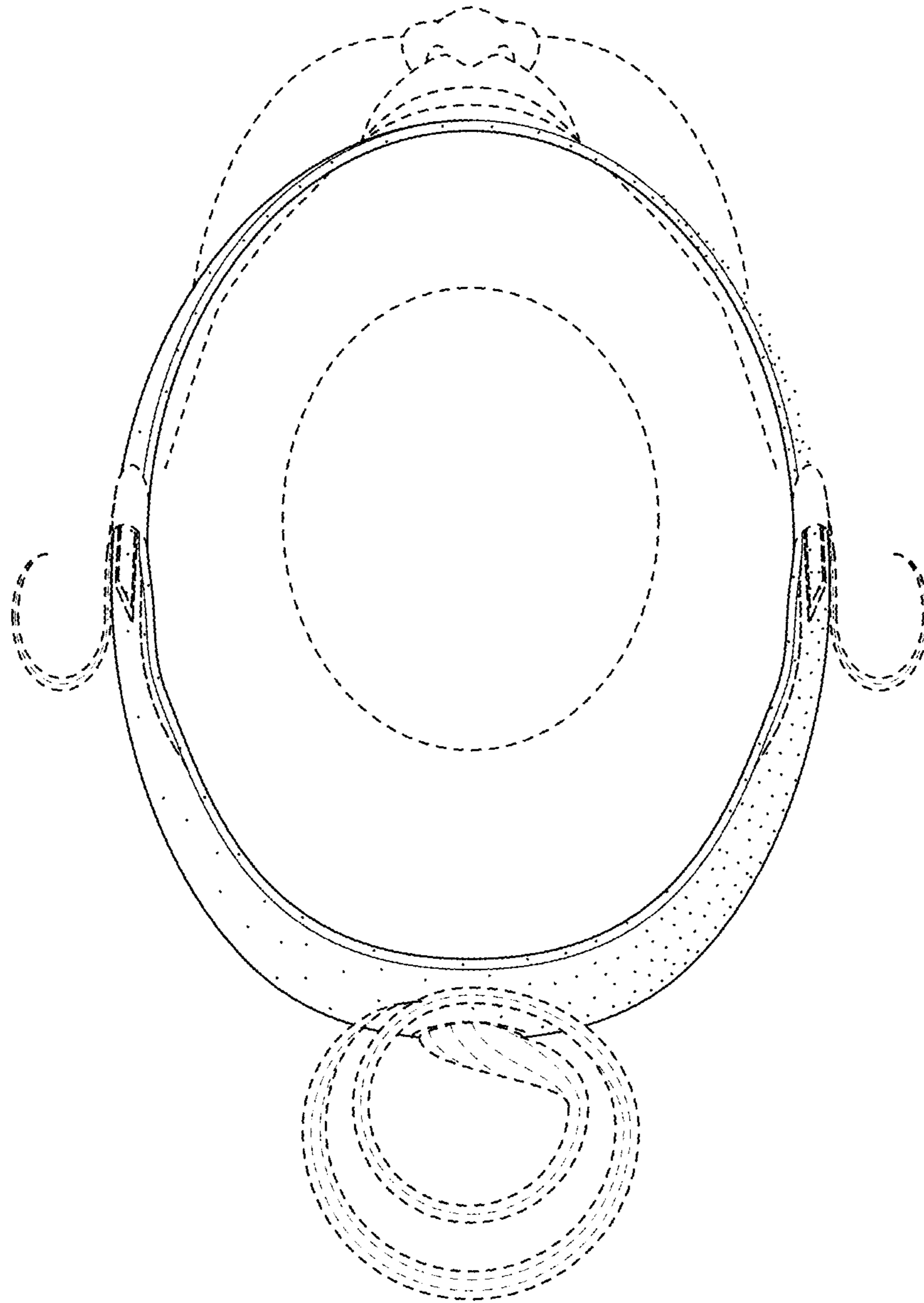


FIG. 7




FIG. 8