

US00D833118S

(12) **United States Design Patent** (10) **Patent No.:** **US D833,118 S**
Thrasher (45) **Date of Patent:** **** Nov. 13, 2018**

(54) **NURSING GARMENT**
(71) Applicant: **Antulia Thrasher**, Yuma, AZ (US)
(72) Inventor: **Antulia Thrasher**, Yuma, AZ (US)
(**) Term: **15 Years**
(21) Appl. No.: **29/613,870**
(22) Filed: **Aug. 14, 2017**
(51) **LOC (11) Cl.** **02-02**
(52) **U.S. Cl.**
USPC **D2/860**
(58) **Field of Classification Search**
USPC D2/500, 614, 717, 728, 731, 739, 741,
D2/750, 754, 755, 756, 758, 804, 823,
D2/826, 828, 829, 830, 831, 840, 849,
D2/853, 860, 861, 862, 863, 864, 999;
D6/610, 611, 612, 613, 615, 621
CPC A41B 13/10; A41B 13/106; A41D 1/215;
A41D 3/08; A41D 11/00; A41D 13/04;
A41D 13/1236; A41D 13/1245; A41D
2300/33; A45D 44/08; A47G 9/068;
B60N 2/2881
See application file for complete search history.

(56) **References Cited**
U.S. PATENT DOCUMENTS
D48,203 S * 11/1915 Stern D2/862
1,257,810 A * 2/1918 Clark A41D 13/04
2/48
2,683,880 A * 7/1954 Krigbaum A41D 13/04
2/48
4,125,902 A * 11/1978 Frank A41D 1/22
2/74
D303,995 S * 10/1989 Dameron D2/728
4,995,116 A * 2/1991 Beauchamp A41D 1/215
2/104
5,570,474 A * 11/1996 Berry A41D 1/205
2/104
D403,488 S * 1/1999 Mitchell D2/860

7,444,684 B1 * 11/2008 Medina A41D 1/215
2/48
D634,917 S * 3/2011 Boehm D2/823
D656,710 S * 4/2012 Farris D2/720
D690,078 S * 9/2013 Anderson D2/720
8,549,664 B2 * 10/2013 Kahler-Huard A45D 44/08
2/50
D710,572 S * 8/2014 Hunt D2/823
D710,574 S * 8/2014 Wells D2/864
D738,595 S * 9/2015 Grant D2/860

(Continued)

Primary Examiner — Kevin K Rudzinski
Assistant Examiner — Paul D Bohannon
(74) *Attorney, Agent, or Firm* — Polsinelli PC; Ari M. Bai

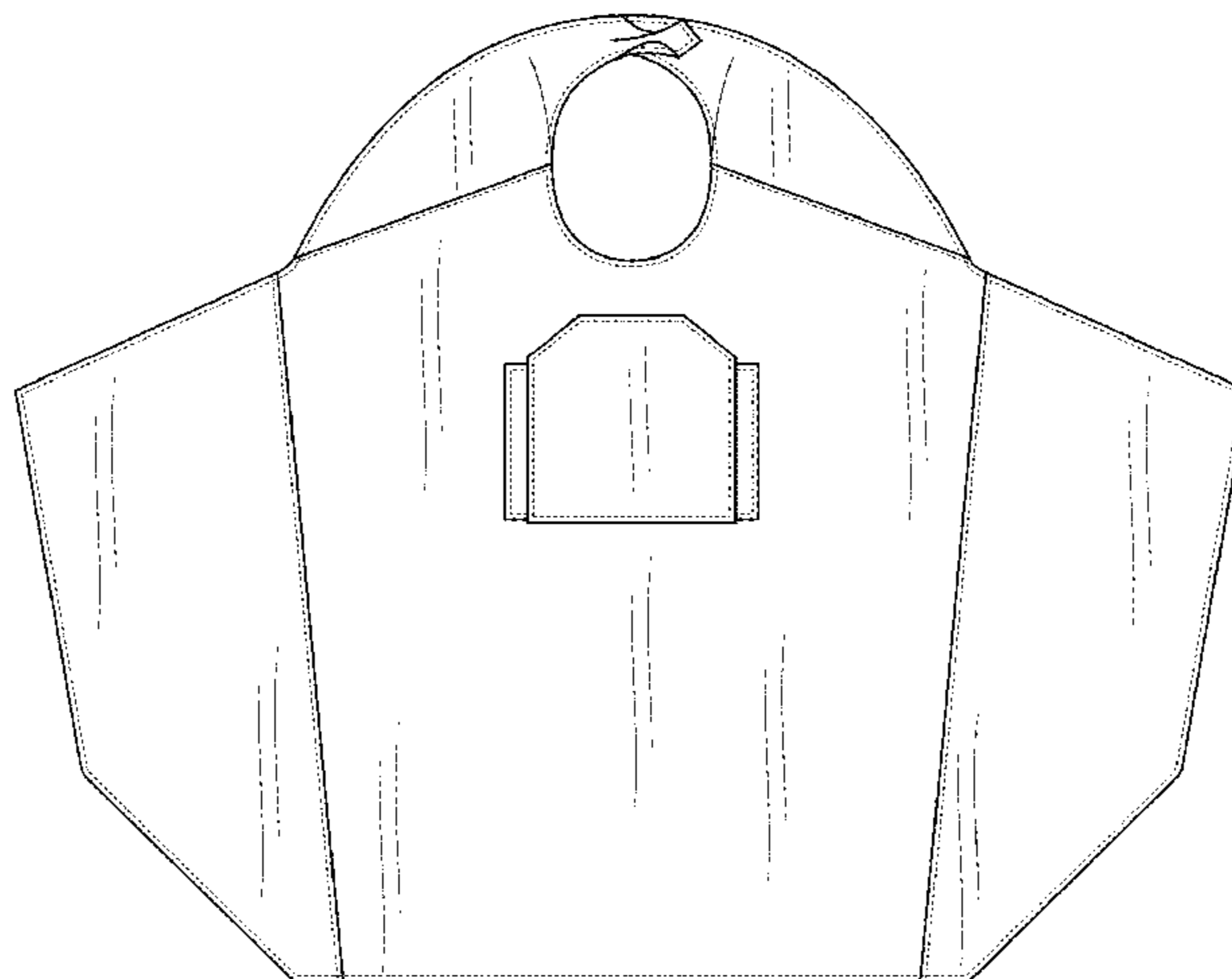
(57) **CLAIM**

The ornamental design for a nursing garment, as shown and described.

DESCRIPTION

FIG. 1 is a perspective view of a nursing garment, according to aspects of the present disclosure shown in use.
FIG. 2 is a plan view of the nursing garment in a closed position, according to aspects of the present disclosure.
FIG. 3 is a plan view of the nursing garment in an open position, according to aspects of the present disclosure.
FIG. 4 is front view of the nursing garment, according to aspects of the present disclosure.
FIG. 5 is a back/rear view of the nursing garment, according to aspects of the present disclosure.
FIG. 6 is a right side view of the nursing garment, according to aspects of the present disclosure; and,
FIG. 7 is a left side view of the nursing garment, according to aspects of the present disclosure.
The broken lines shown in the figures are included for the purpose of illustrating the environment of use of the nursing garment or portions of the nursing garment that form no part of the claimed design.

1 Claim, 5 Drawing Sheets



(56)

References Cited

U.S. PATENT DOCUMENTS

D777,407	S	*	1/2017	Collins	D2/823
D801,004	S	*	10/2017	Perez	D2/825
D801,005	S	*	10/2017	Perez	D2/825
2011/0289645	A1	*	12/2011	Kahler-Huard	A45D 44/08 2/50
2012/0185991	A1	*	7/2012	Veytsman	A45D 44/08 2/50

* cited by examiner

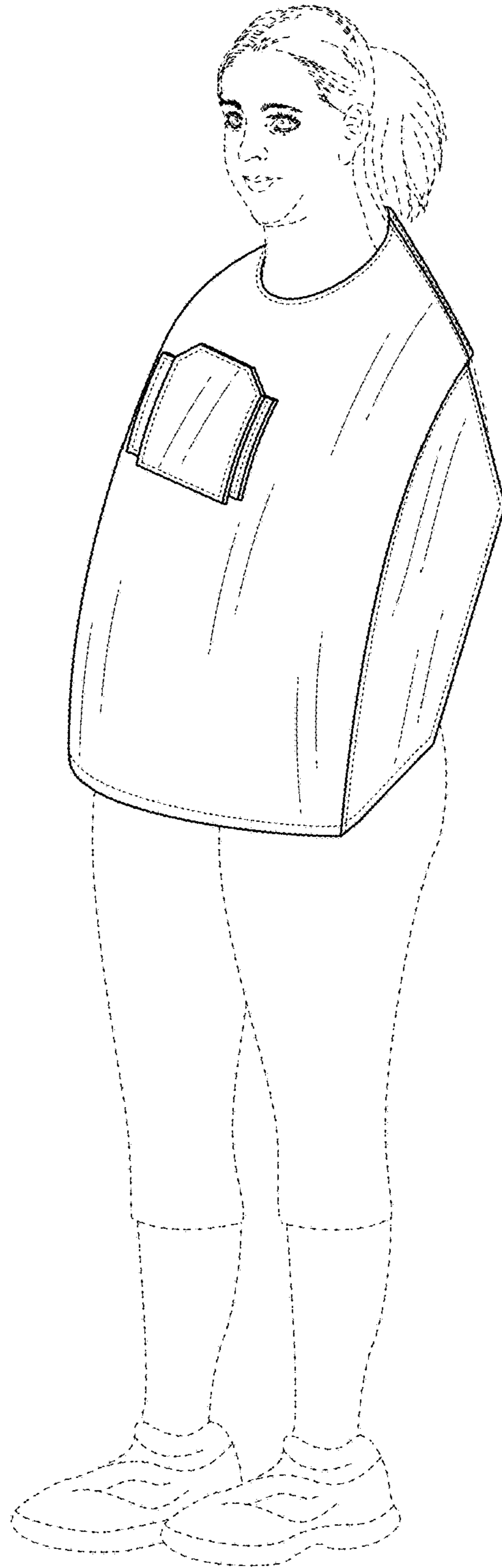


FIG. 1

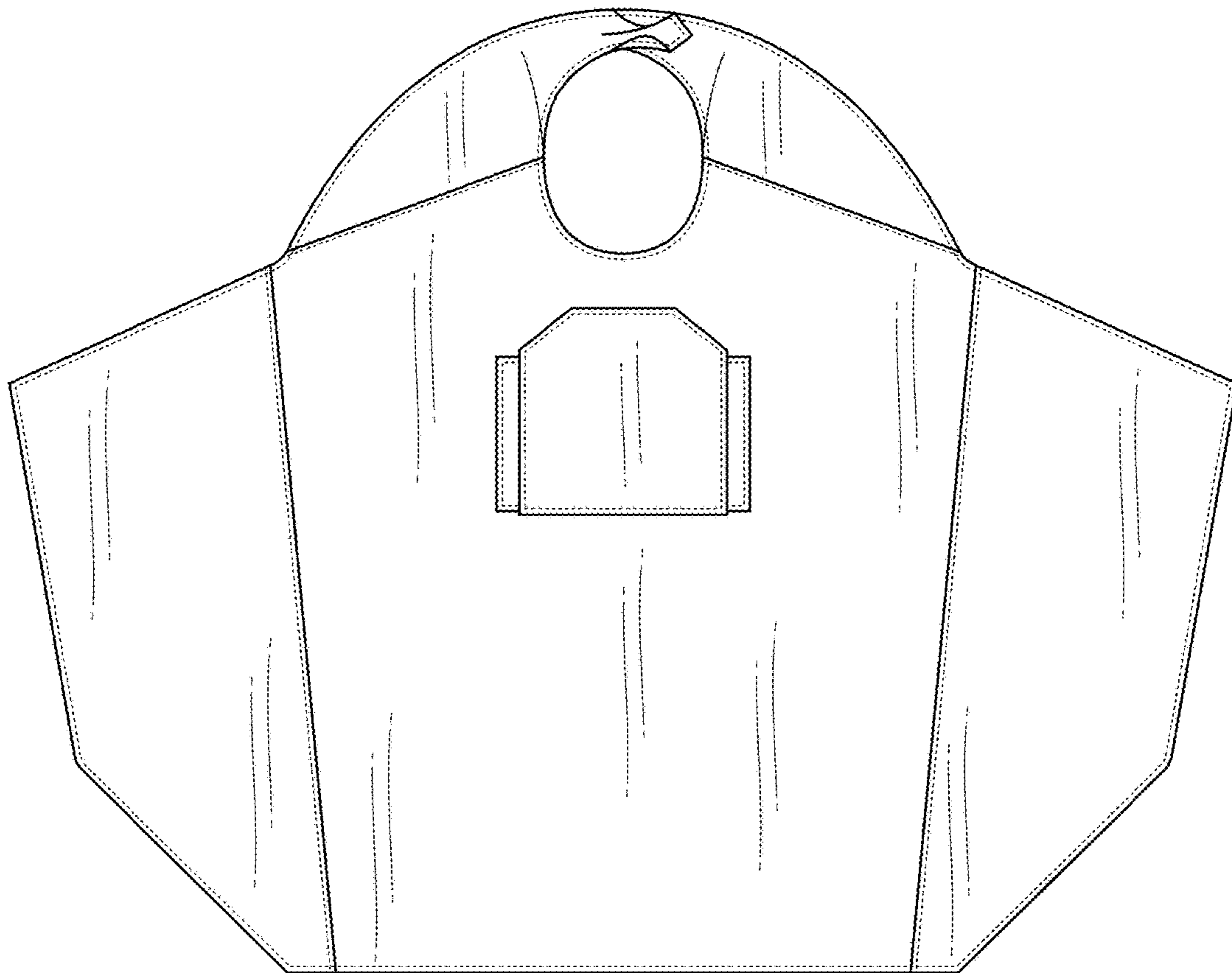


FIG. 2

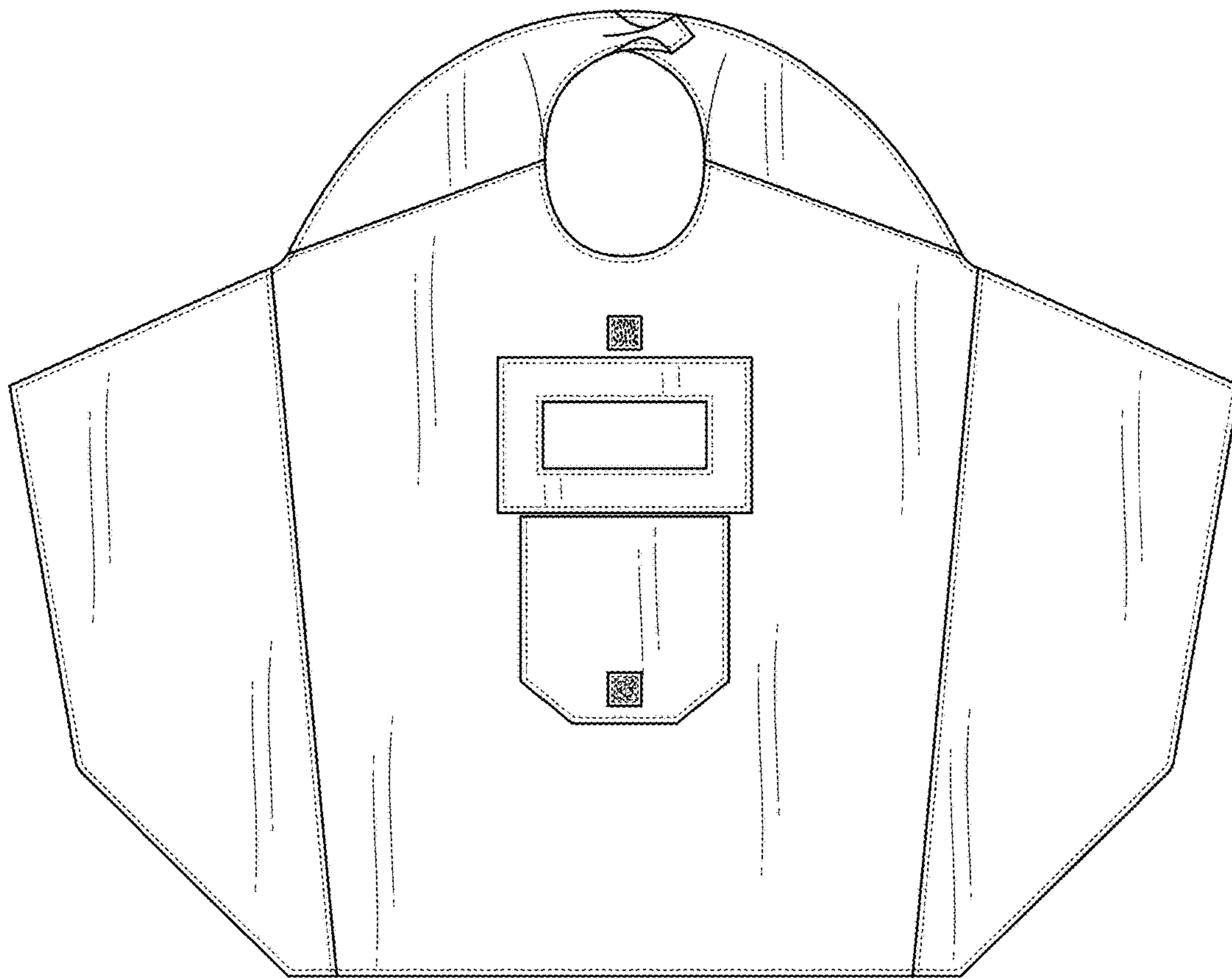


FIG. 3

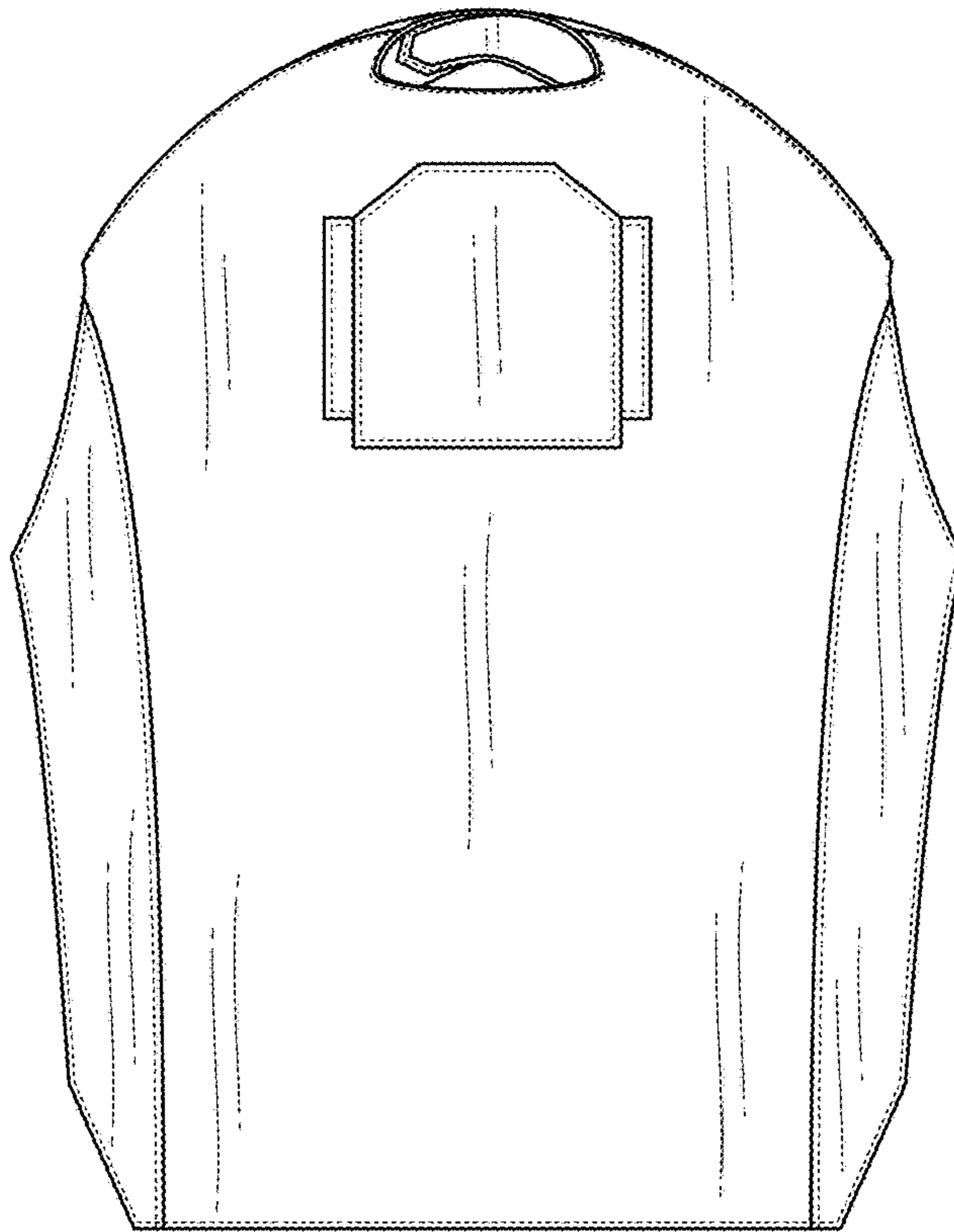


FIG. 4

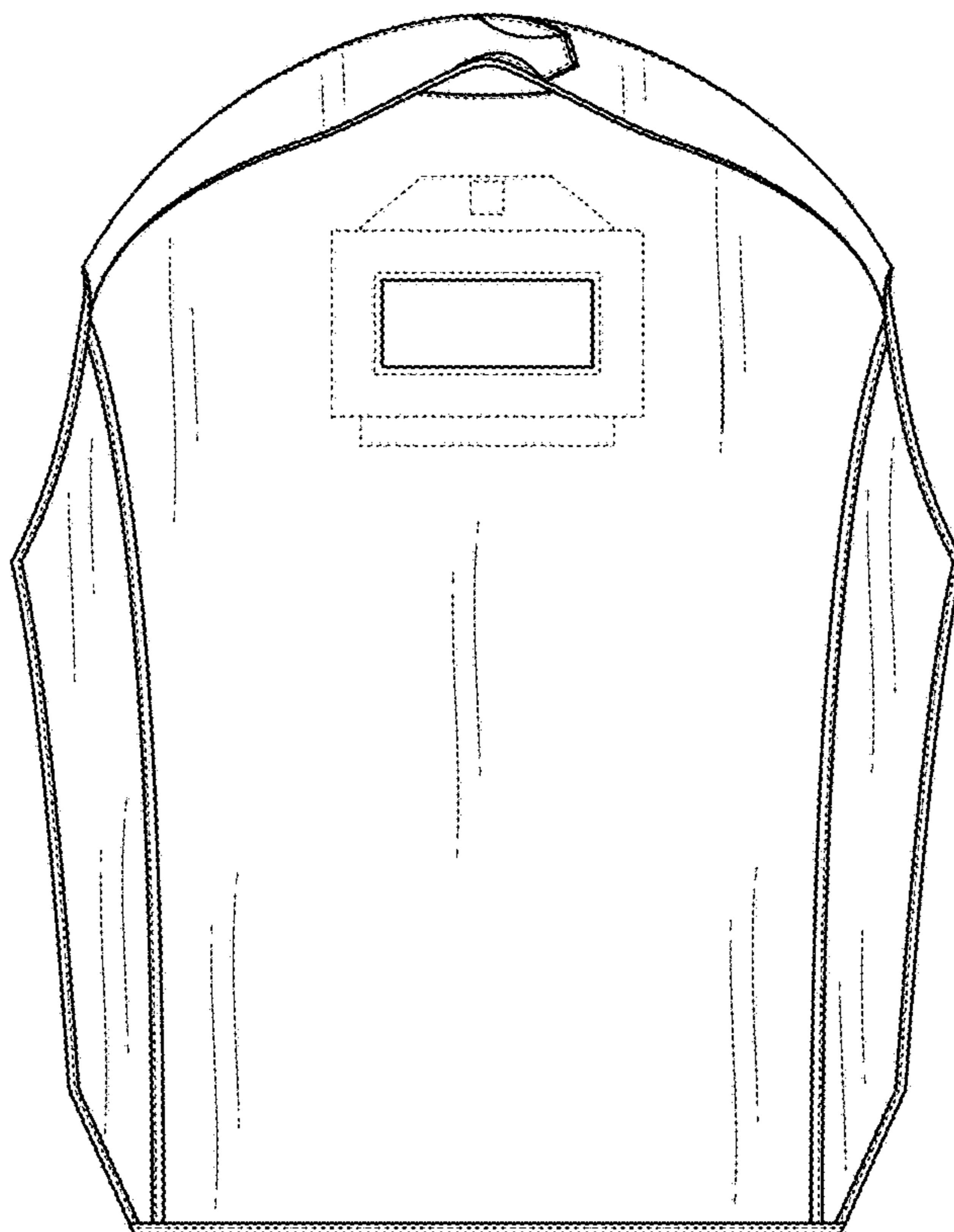


FIG. 5

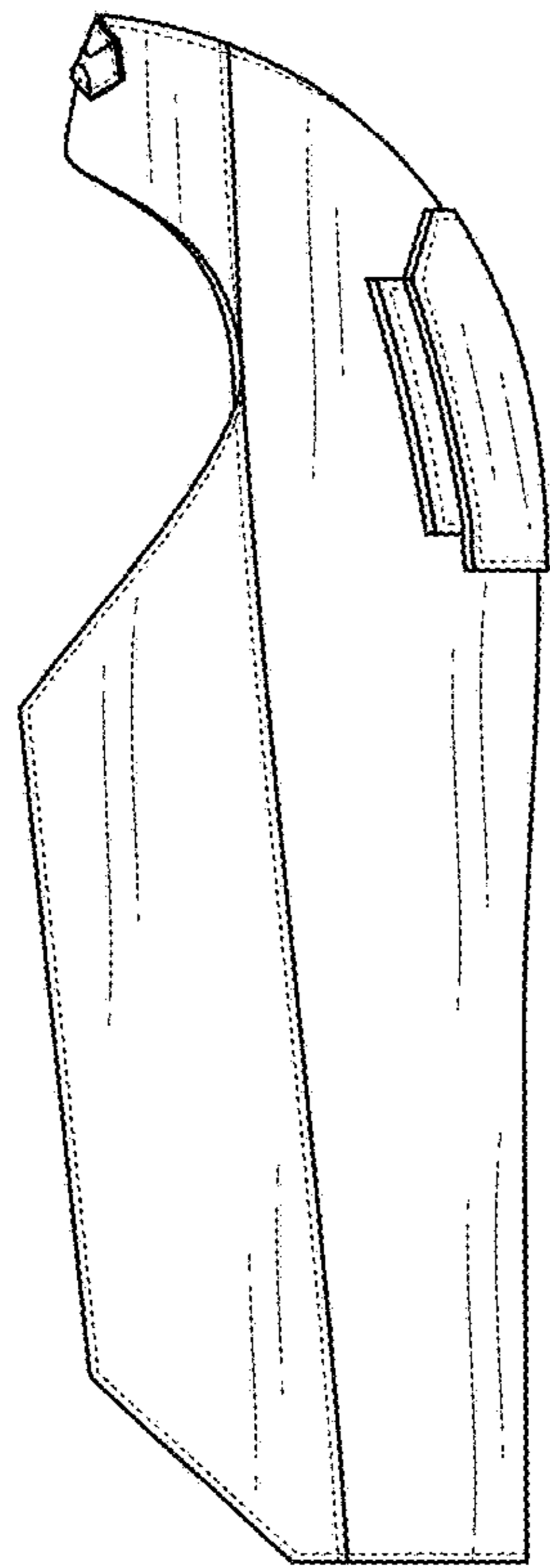


FIG. 6

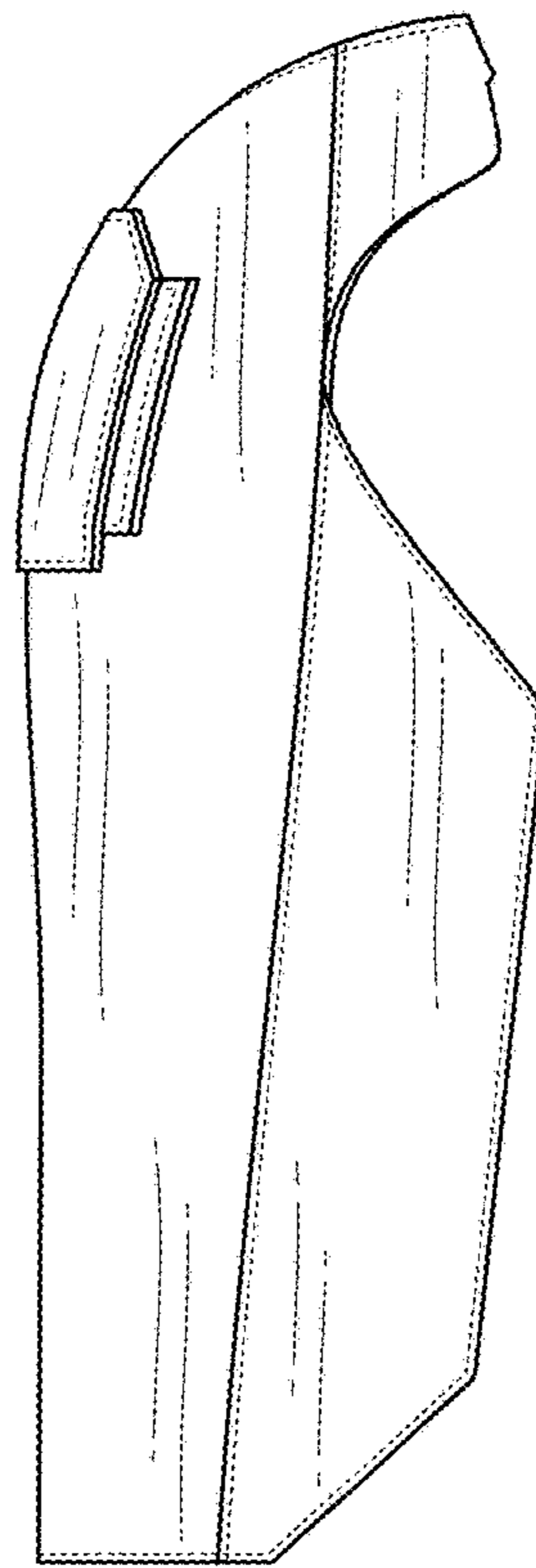


FIG. 7