



US00D833116S

(12) **United States Design Patent** (10) **Patent No.:** **US D833,116 S**
Rapp (45) **Date of Patent:** **** Nov. 13, 2018**

(54) **JACKET**

(71) Applicant: **Clothing Arts, Ltd.**, Brooklyn, NY (US)

(72) Inventor: **Adam Rapp**, Brooklyn, NY (US)

(73) Assignee: **Clothing Arts, Ltd.**, Brooklyn, NY (US)

(**) Term: **15 Years**

(21) Appl. No.: **29/528,053**

(22) Filed: **May 26, 2015**

(51) **LOC (11) Cl.** **02-02**

(52) **U.S. Cl.**
USPC **D2/828**

(58) **Field of Classification Search**
USPC D2/828-829, 830, 840, 833-834, 845;
2/85, 93, 96, 98, 108
CPC .. A41D 13/00; A41D 13/001; A41D 13/0012;
A41D 13/08; A41D 3/00; A41D 15/04;
A41D 15/007; A41D 27/10; A41D 27/04;
A41D 27/20; A41D 27/201; A41D 1/02;
A41D 1/06; A41F 5/00; A41B 1/048
See application file for complete search history.

(56) **References Cited**

U.S. PATENT DOCUMENTS

D110,663 S * 7/1938 Riordan D2/839
D238,403 S * 1/1976 Kracke D2/828
D243,724 S * 3/1977 Schaefer D2/839
4,028,744 A * 6/1977 Rolando A41D 1/04
2/108
6,298,485 B1 * 10/2001 Heller A41D 3/005
2/126
D504,993 S * 5/2005 Brown D2/828
D536,859 S * 2/2007 Carreras D2/828
7,171,695 B2 * 2/2007 Braun A41D 27/28
2/247
D598,639 S * 8/2009 Holder D2/828

D657,939 S * 4/2012 Mathews D2/847
D662,282 S * 6/2012 Meunier-Bouchard D2/828
D703,416 S * 4/2014 Roberts D2/839
D764,145 S * 8/2016 Mathews D2/828
D774,732 S * 12/2016 Skurla, III D2/828
D806,988 S * 1/2018 Jones D2/839
D806,989 S * 1/2018 Jones D2/839
9,913,503 B2 * 3/2018 Rapp A41D 27/202
2004/0143884 A1 * 7/2004 Majerfeld A41D 3/00
2/96

(Continued)

OTHER PUBLICATIONS

Jacket System SCOTTeVest, Announced Dec. 5, 2016,[site visited Feb. 27, 2017]https://www.scottevest.com/v3_store/System_8.shtml.*

(Continued)

Primary Examiner — Eric L Goodman
Assistant Examiner — Amy C Wierenga
(74) *Attorney, Agent, or Firm* — Gottlieb, Rackman & Reisman, P.C.

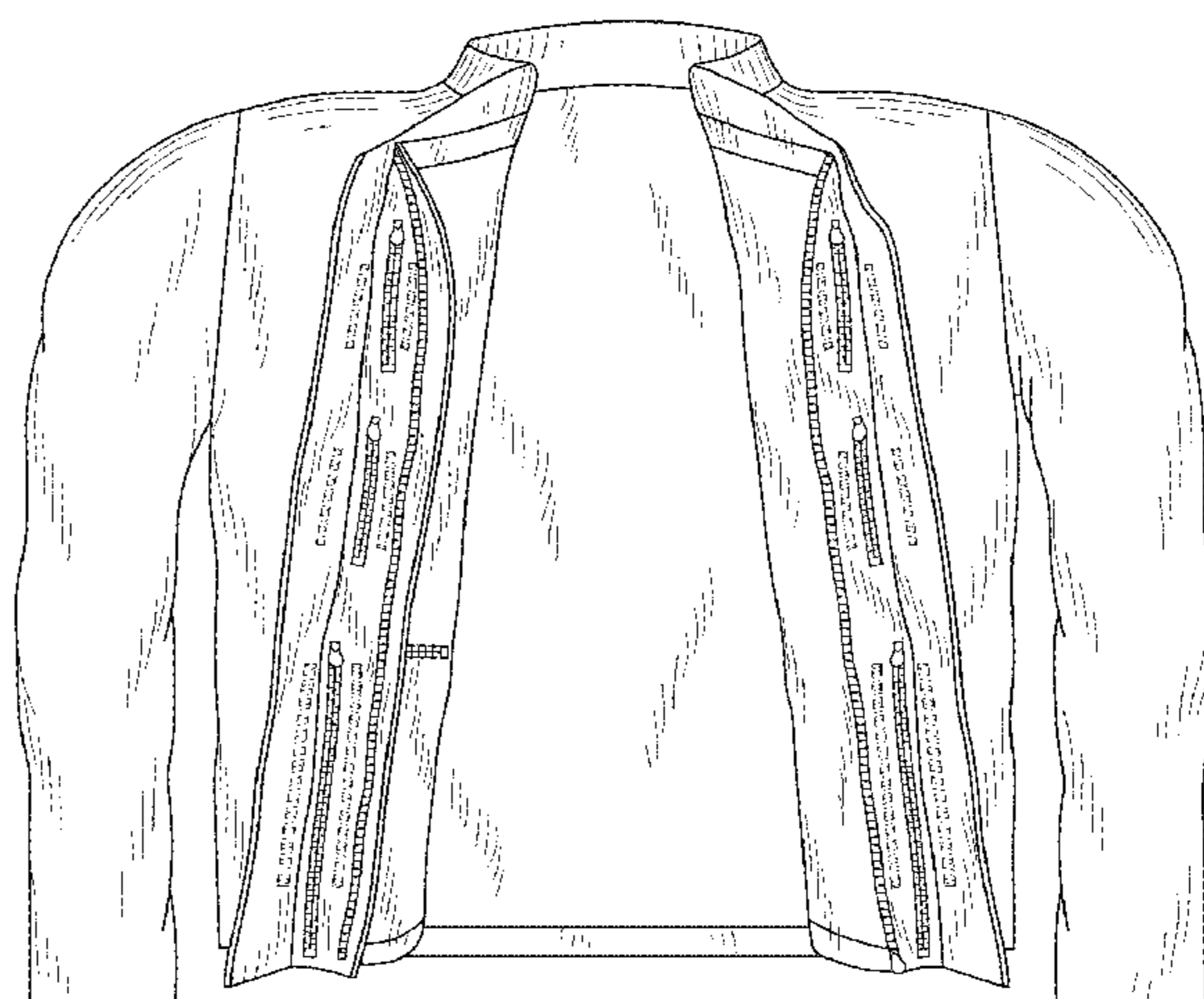
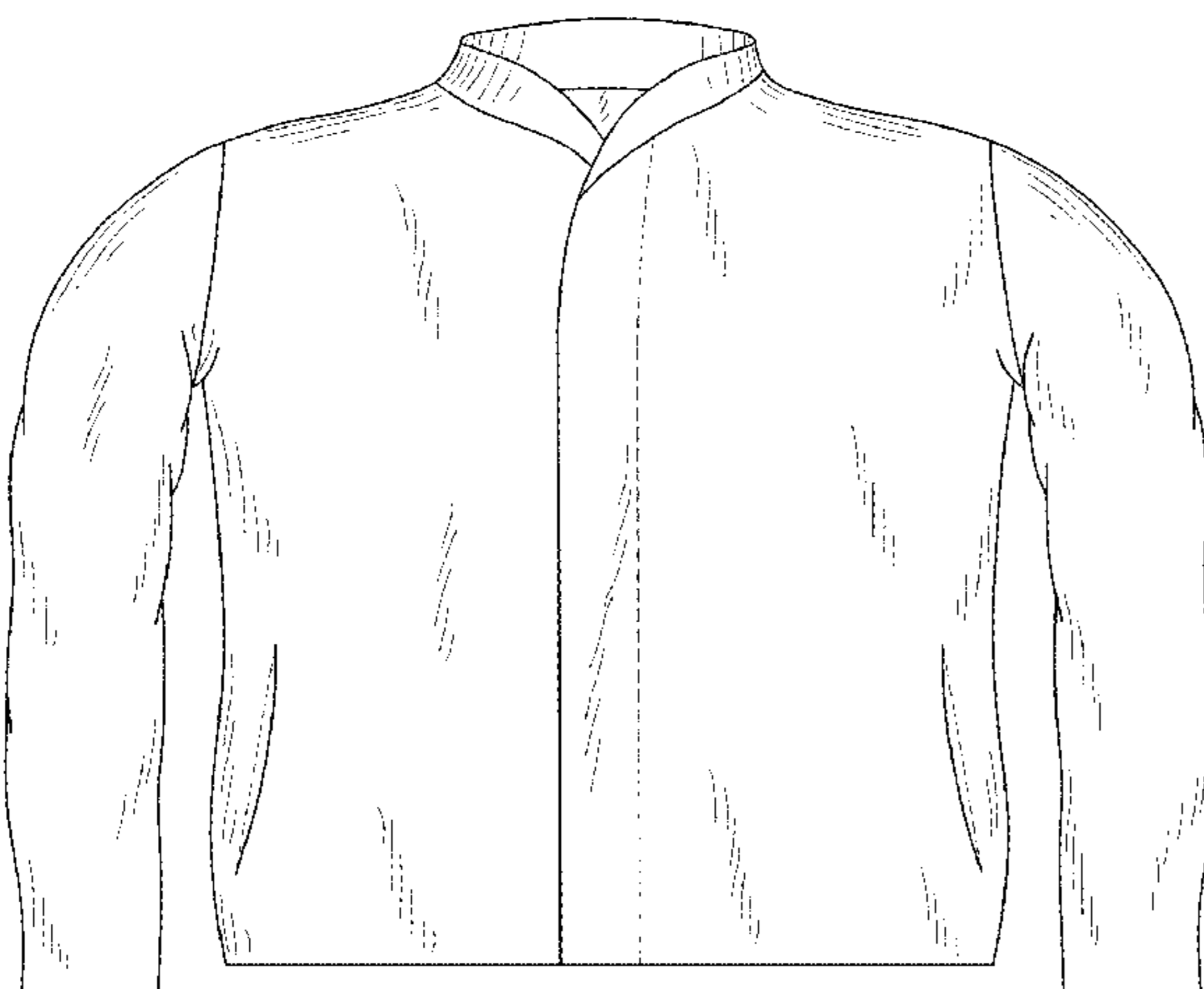
(57) **CLAIM**

The ornamental design for a jacket, as shown and described.

DESCRIPTION

FIG. 1 is a front elevational view of a jacket showing my new design in a closed configuration; FIG. 2 is a front elevational view of the jacket of FIG. 1 in an open configuration; and, FIG. 3 is a front elevational view of FIG. 1 in an open configuration with the front panels folded open. The broken lines shown in FIGS. 1 and 2 depict stitching that forms no part of the claim. The broken lines shown in FIG. 3 depict portions of the jacket that form no part of the claim.

1 Claim, 3 Drawing Sheets



(56)

References Cited

U.S. PATENT DOCUMENTS

2005/0015844 A1* 1/2005 Parsons A41D 3/00
2/94
2008/0098503 A1* 5/2008 Swartz A62B 17/003
2/458
2013/0097763 A1* 4/2013 Lewis A41D 31/0016
2/69
2015/0359269 A1* 12/2015 Rapp A41D 1/02
2/93

OTHER PUBLICATIONS

“Twin Napoleon INT/EXT PCKTS”, SCOTTeVest, Inc. by TEC,
alleged publication date: Nov. 2003.

* cited by examiner

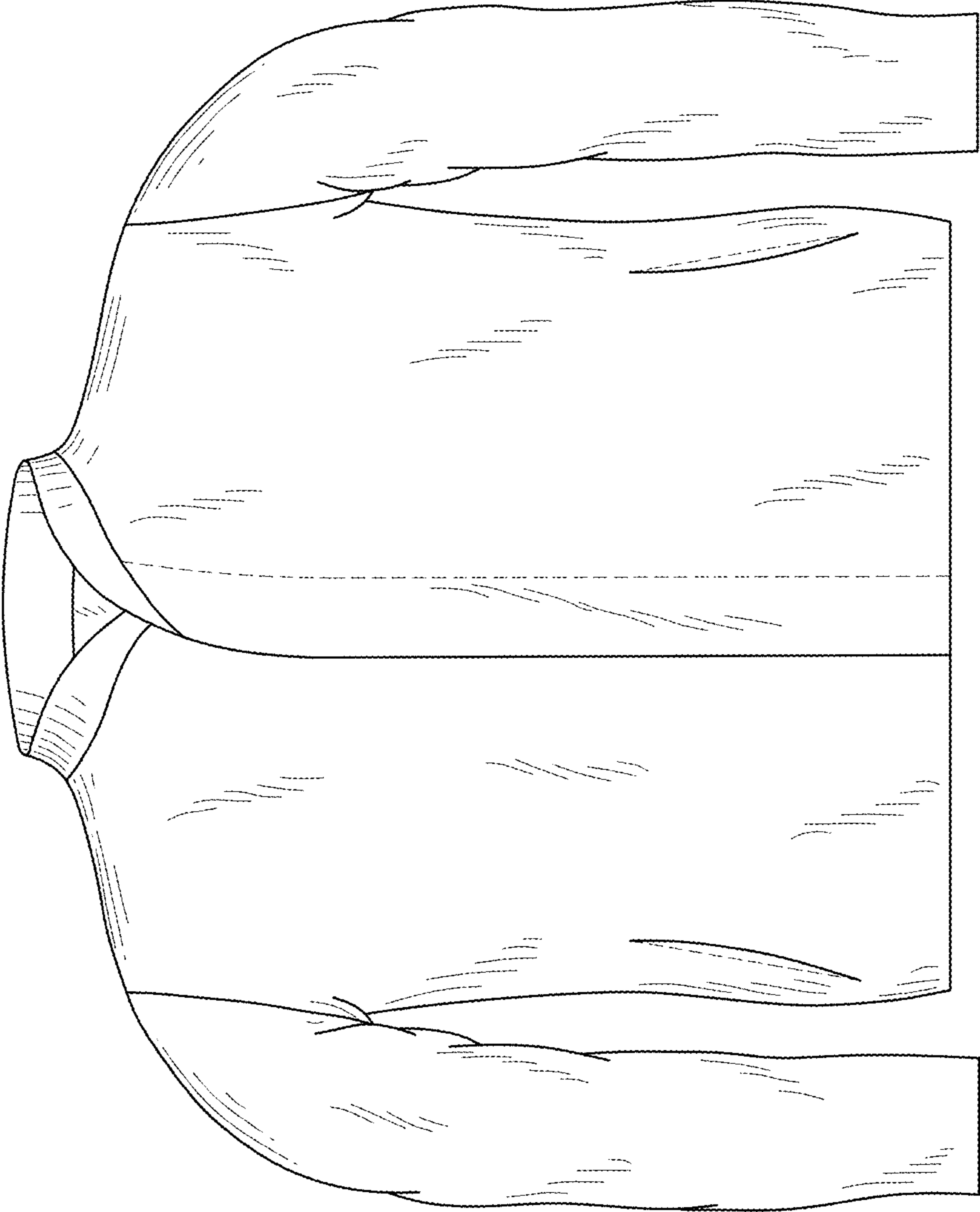


FIG. 1

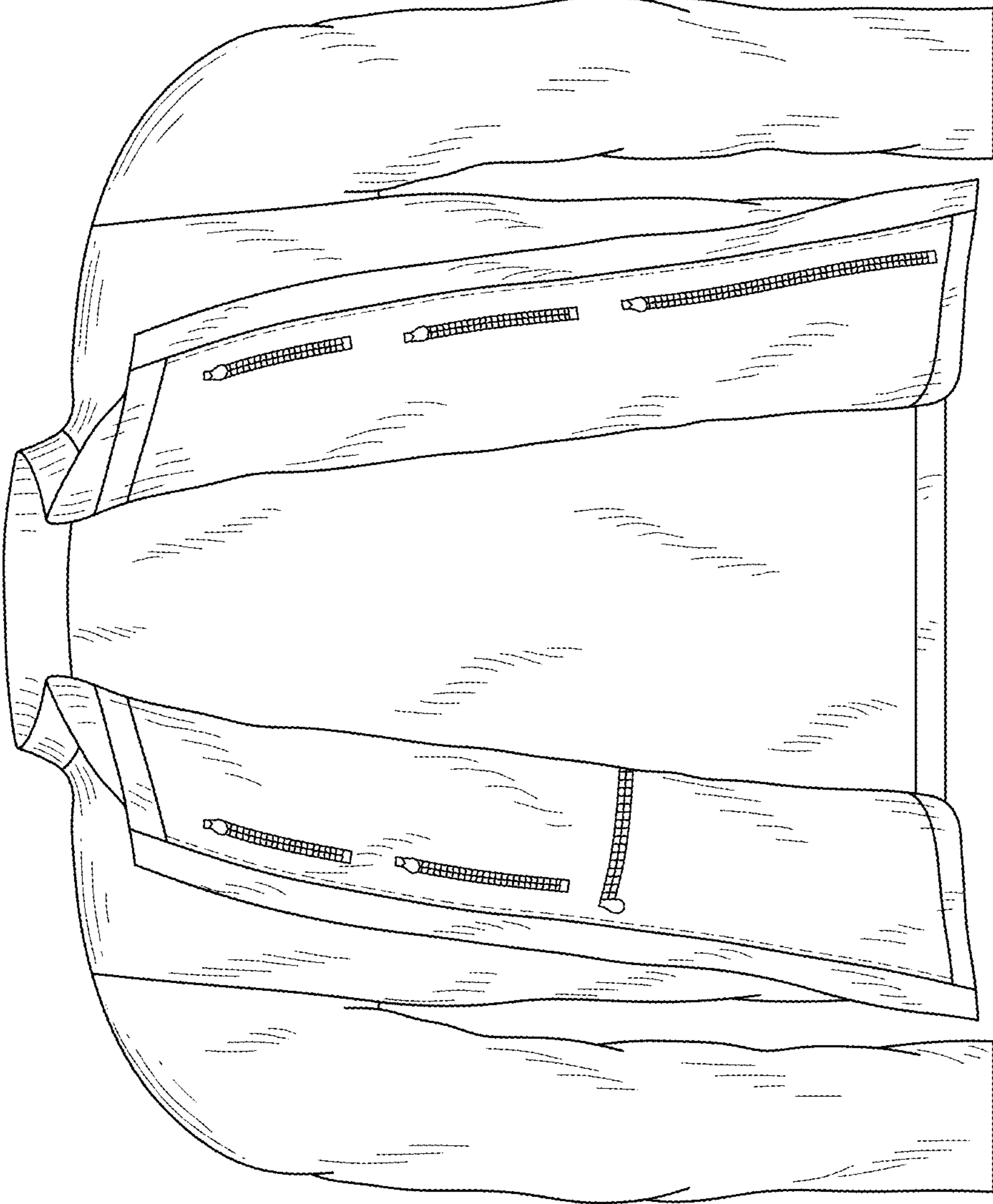


FIG. 2

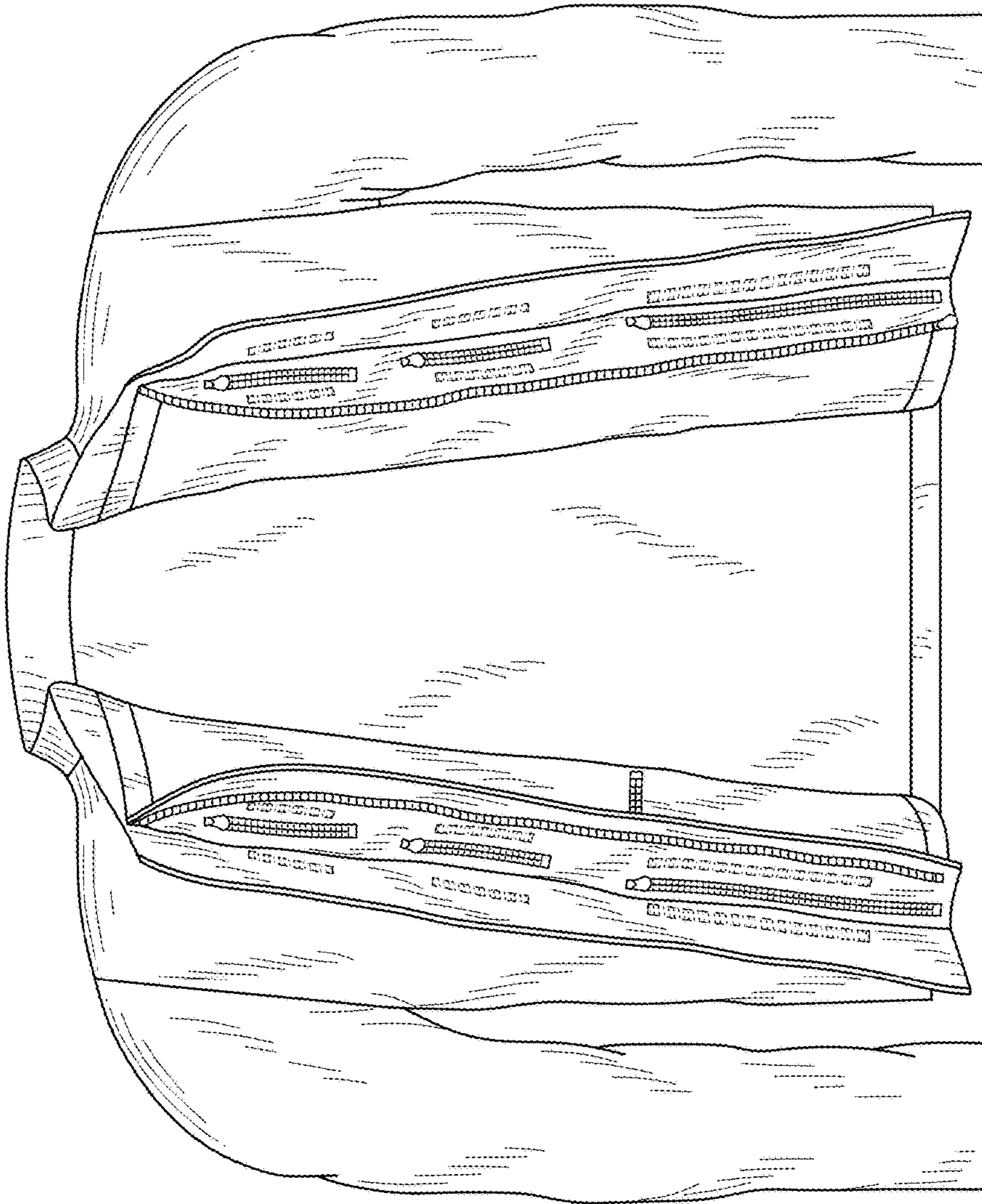


FIG. 3