



US00D833110S

(12) **United States Design Patent** (10) **Patent No.:** **US D833,110 S**
Hettich (45) **Date of Patent:** **** Nov. 13, 2018**

(54) **SWADDLING BLANKET**
(71) Applicant: **Aleta Hettich**, Chandler, AZ (US)
(72) Inventor: **Aleta Hettich**, Chandler, AZ (US)
(**) Term: **15 Years**
(21) Appl. No.: **29/620,412**
(22) Filed: **Nov. 29, 2016**
(51) **LOC (11) Cl.** **02-01**
(52) **U.S. Cl.**
USPC **D2/719**
(58) **Field of Classification Search**
USPC D12/719, 718, 728, 745, 700, 823, 824;
D6/603
CPC A41B 13/06; A41B 13/065
See application file for complete search history.

D644,413 S * 9/2011 Keall D2/718
D675,808 S * 2/2013 Sutton D2/719
D690,904 S * 10/2013 Coates D2/719
D691,781 S * 10/2013 Coates D2/719
D715,027 S * 10/2014 Daugherty D2/719
D715,518 S * 10/2014 Daugherty D2/719
D741,568 S * 10/2015 Daugherty D2/719
2003/0126668 A1 7/2003 Scroggins
2003/0177563 A1 9/2003 Reich
2006/0010600 A1* 1/2006 Kendy A41B 13/06
5/482
2010/0257653 A1* 10/2010 Pitts A41B 13/06
2/69.5
2011/0197365 A1* 8/2011 Wadia A47D 13/02
5/655
2011/0231993 A1* 9/2011 Schmid A41B 13/06
5/494
2012/0017372 A1* 1/2012 Lamberti A41B 13/06
5/494
2012/0284922 A1* 11/2012 Gangan A41B 13/06
5/494
2013/0333113 A1* 12/2013 Gotel A41B 13/065
5/494

(56) **References Cited**

U.S. PATENT DOCUMENTS

2,051,685 A 8/1936 Dickson
2,671,220 A 3/1954 Geissmann
3,568,213 A 3/1971 Mason
4,802,244 A 2/1989 McGrath-Saleh
D395,188 S * 6/1998 Rush D2/719
5,991,923 A 11/1999 Maria
D448,142 S * 9/2001 Callan D2/719
D473,037 S * 4/2003 Williams D2/719
D504,753 S * 5/2005 Gold D2/719
D513,357 S * 1/2006 Allard D2/718
D518,942 S * 4/2006 Dandrea D2/719
D518,990 S * 4/2006 Brogden D6/603
D526,464 S * 8/2006 Johnson D2/718
7,181,773 B1 2/2007 Piraka
D539,585 S * 4/2007 VanGelder D6/603
D613,106 S * 4/2010 Ward D2/719
7,810,172 B2 10/2010 Williams
D641,540 S * 7/2011 Nilsson D2/719

* cited by examiner

Primary Examiner — Michelle E. Wilson

Assistant Examiner — Clese Moore, Jr.

(74) *Attorney, Agent, or Firm* — Sharon Roddan, Esq.

(57) **CLAIM**

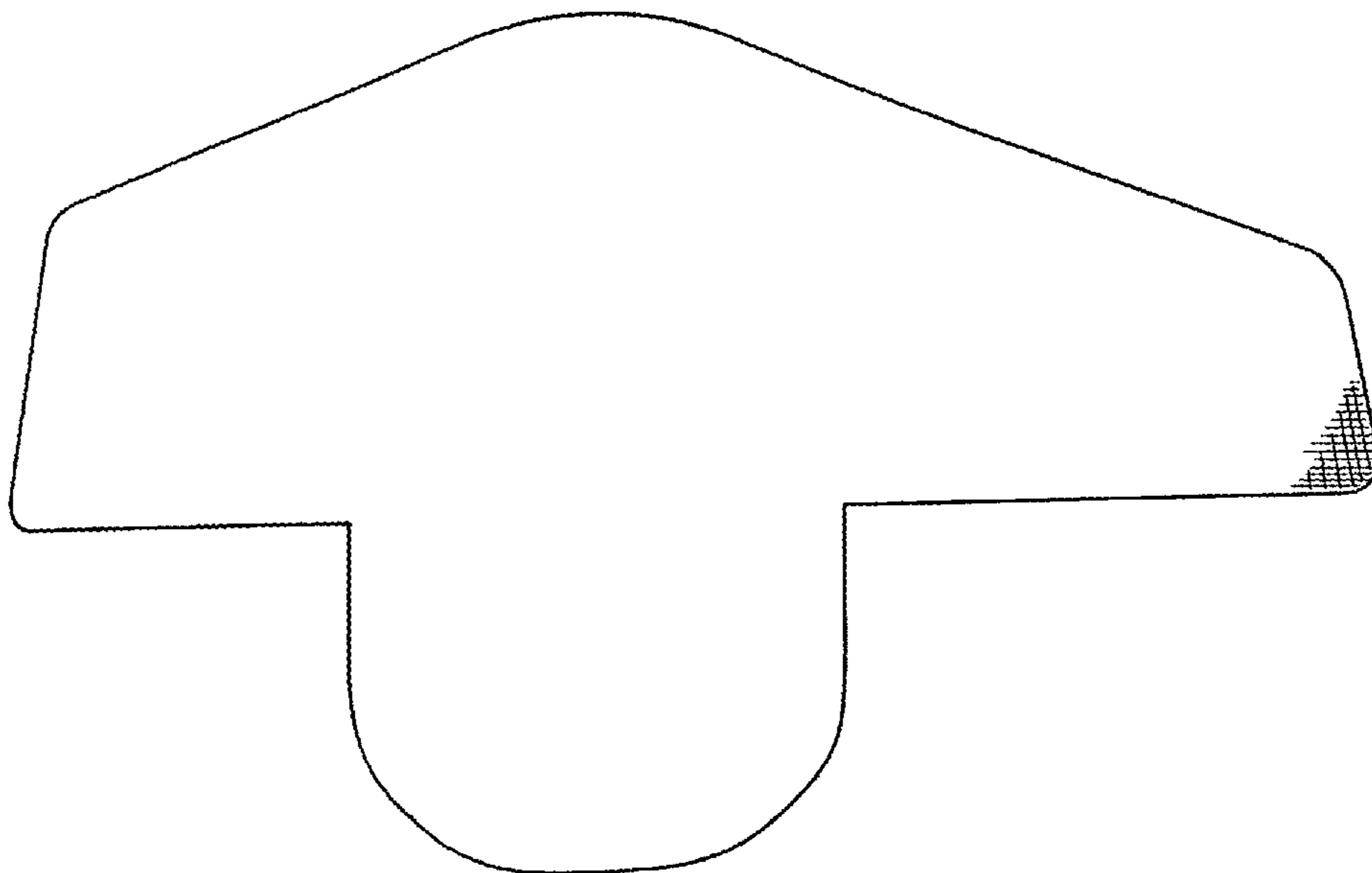
The ornamental design for swaddling blanket, as shown and described.

DESCRIPTION

FIG. 1 is a top plan view of a swaddling blanket; and, FIG. 2 is a perspective view thereof shown in use.

The broken lines shown illustrate environment that form no part of the claimed design.

1 Claim, 1 Drawing Sheet



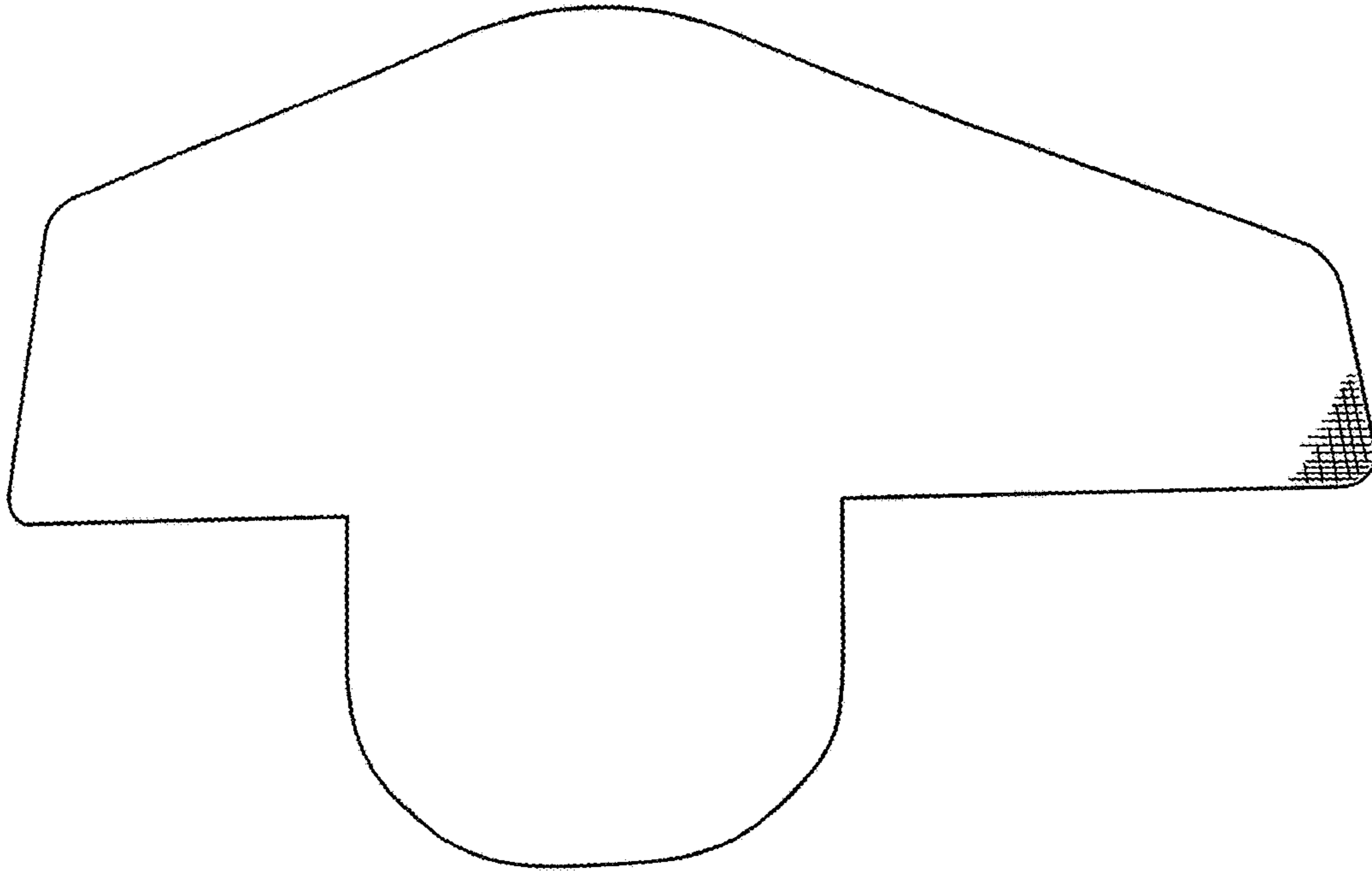


FIG. 1

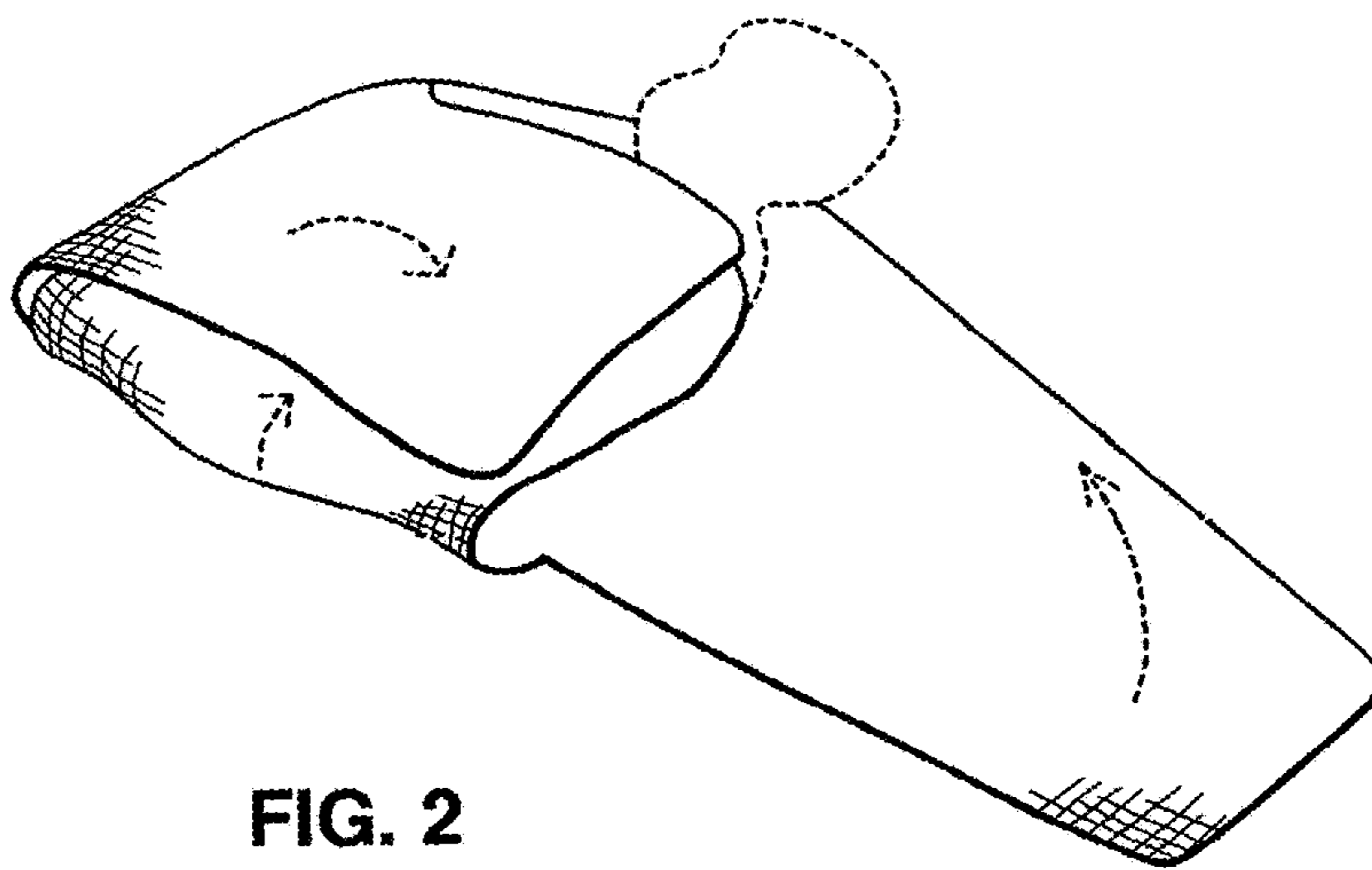


FIG. 2