



US00D833106S

(12) **United States Design Patent** (10) **Patent No.:** **US D833,106 S**  
**Kennedy, Jr.** (45) **Date of Patent:** **\*\* Nov. 13, 2018**

(54) **NECKTIE**

(71) Applicant: **Alberto Victor Kennedy, Jr.**, Miami, FL (US)

(72) Inventor: **Alberto Victor Kennedy, Jr.**, Miami, FL (US)

(\*\*) Term: **15 Years**

(21) Appl. No.: **29/573,220**

(22) Filed: **Aug. 3, 2016**

(51) **LOC (11) Cl.** ..... **02-05**

(52) **U.S. Cl.**  
USPC ..... **D2/605**

(58) **Field of Classification Search**  
USPC ..... D2/600, 602, 604, 605, 608, 609  
CPC .... A41D 25/00; A41D 25/001; A41D 25/003;  
A41D 25/06; A44B 6/00  
See application file for complete search history.

(56) **References Cited**

U.S. PATENT DOCUMENTS

- 176,742 A \* 5/1876 Flagg ..... A41D 25/02  
2/150
- 1,438,885 A \* 12/1922 Almedia ..... A41D 25/022  
2/153
- 1,949,851 A \* 3/1934 Alper ..... A41D 25/02  
2/150
- 2,103,094 A \* 12/1937 Scharlin ..... A41D 25/02  
2/150

(Continued)

OTHER PUBLICATIONS

US Trademark Application #85846030 (now Registered Trademark #4969057) for "Elegancia" filed on Feb. 11, 2013 by Alberto Kennedy. First use in commerce date: Feb. 29, 2016. Retrieved on Jun. 8, 2017. (6 pages).\*

(Continued)

*Primary Examiner* — Karen E Eldridge Powers

*Assistant Examiner* — Jasmine Mlinarcik

(74) *Attorney, Agent, or Firm* — Albert Bordas, P.A.

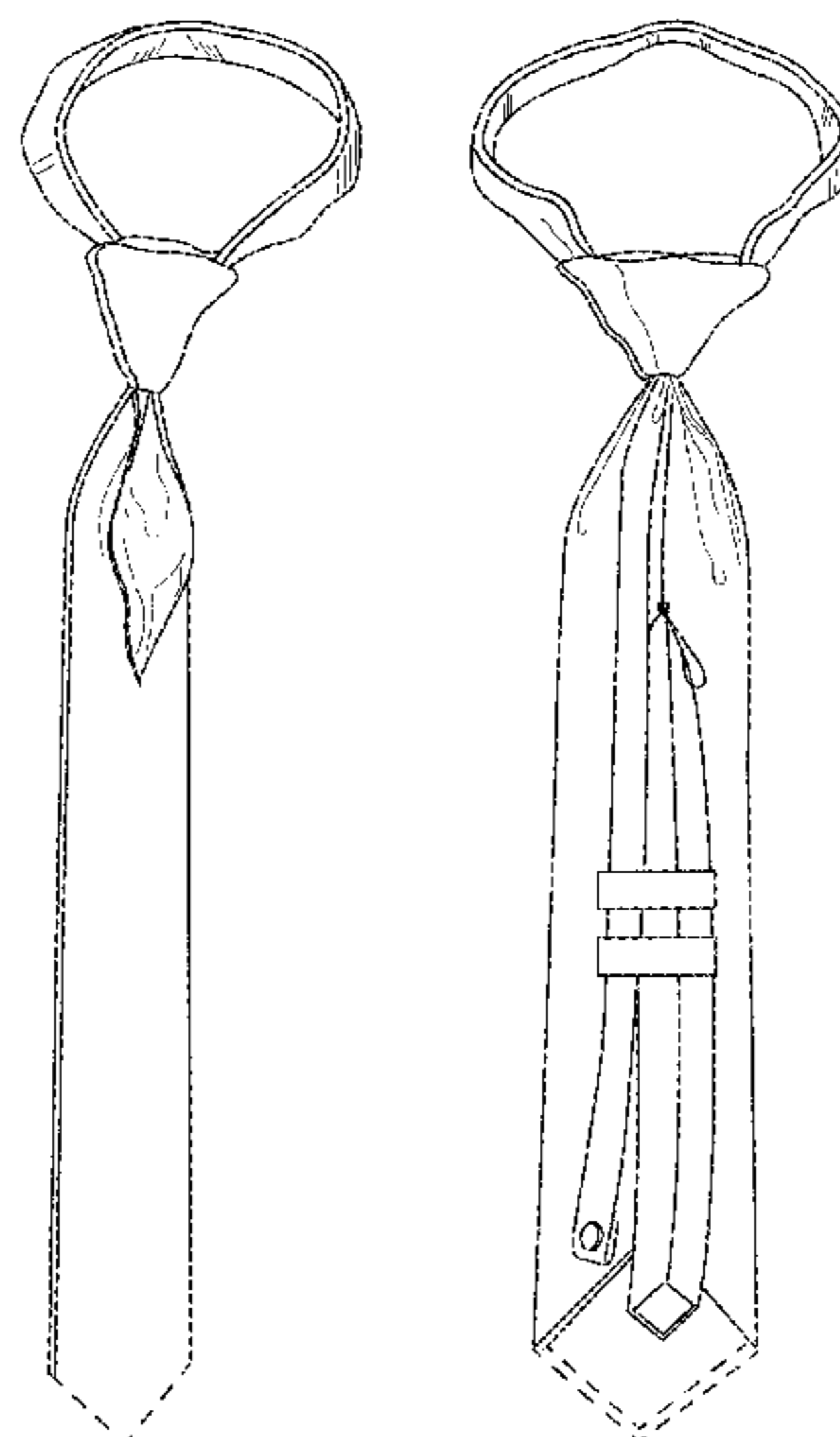
(57) **CLAIM**

The ornamental design for a necktie, as shown and described.

**DESCRIPTION**

FIG. 1 is a top plan view of a necktie tied in a first configuration;  
 FIG. 2 is a front elevational view thereof;  
 FIG. 3 is a bottom plan view thereof;  
 FIG. 4 is a right-side elevational view thereof;  
 FIG. 5 is a rear elevational view thereof;  
 FIG. 6 is a left-side elevational view thereof;  
 FIG. 7 is a front isometric view thereof, showing my design;  
 FIG. 8 is a back isometric view thereof, wherein the front and rear tails are repositioned slightly so as to show features of the necktie not clearly visible in other views;  
 FIG. 9 is a top plan view of the necktie tied in a second configuration;  
 FIG. 10 is a front elevational view thereof;  
 FIG. 11 is a bottom plan view thereof;  
 FIG. 12 is a right-side elevational view thereof;  
 FIG. 13 is a rear elevational view thereof;  
 FIG. 14 is a left-side elevational view thereof;  
 FIG. 15 is a front isometric view thereof, showing my design;  
 FIG. 16 is a back isometric view thereof, wherein the tail portions are repositioned slightly so as to show features of the necktie not clearly visible in other views;  
 FIG. 17 is an enlarged view of FIG. 1;  
 FIG. 18 is an enlarged view of FIG. 3;  
 FIG. 19 is an enlarged view of FIG. 9; and,  
 FIG. 20 is an enlarged view of FIG. 11.  
 The broken lines represent environmental structure and form no part of the claimed design.

**1 Claim, 7 Drawing Sheets**



(56)

**References Cited**

U.S. PATENT DOCUMENTS

2,148,973 A \* 2/1939 Wohl ..... A41D 25/02  
2/148  
2,481,367 A \* 9/1949 Thompson ..... A41D 25/003  
2/145  
D299,383 S \* 1/1989 Rosenbaum ..... D2/605  
D394,335 S \* 5/1998 Howard ..... D2/602  
5,815,835 A \* 10/1998 Craddock ..... A41D 27/08  
2/144  
D410,316 S \* 6/1999 Reed ..... D2/605  
D481,191 S \* 10/2003 Mattioli ..... D2/605  
D762,943 S \* 8/2016 Nash-Owens ..... D2/605  
2015/0201688 A1 \* 7/2015 Casubolo ..... A41D 25/003  
2/157

OTHER PUBLICATIONS

It's not a Tie . . . , [on-line]; [published to the Internet on Jan. 26, 2017]; [retrieved from the Internet on Jun. 8, 2017]; URL: <https://www.kickstarter.com/projects/935783541/elegancia-neckties-are-original-elegant-unique-and?lang=es>. (5 pages).\*

\* cited by examiner

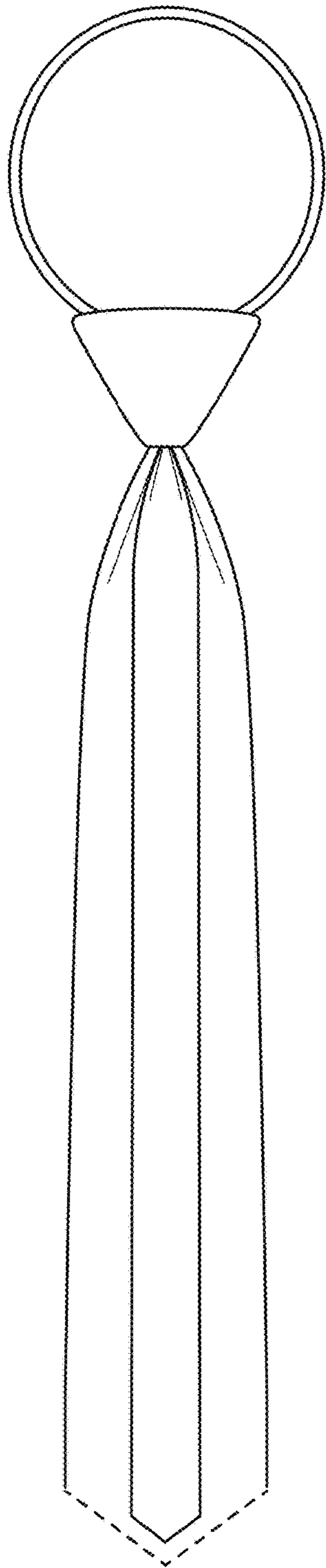


FIG. 2

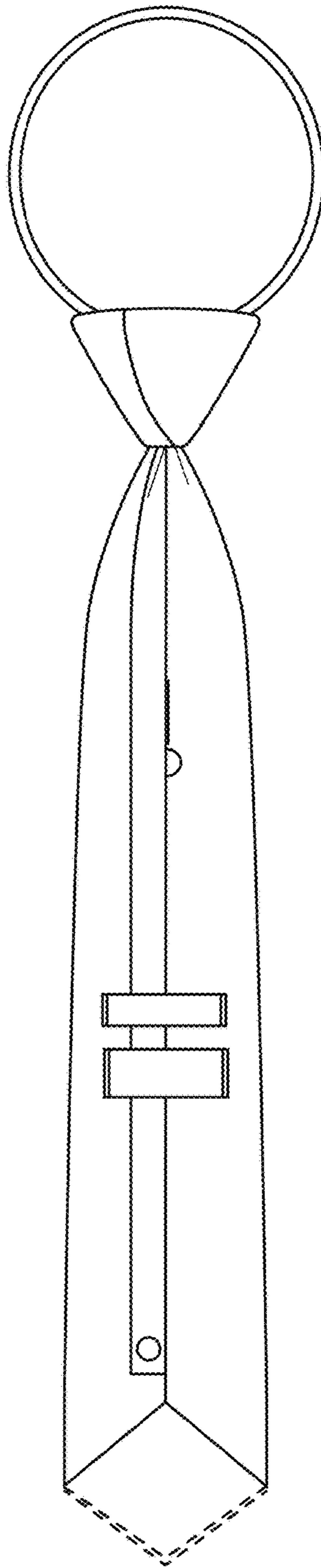


FIG. 5



FIG. 1




FIG. 3



FIG. 6

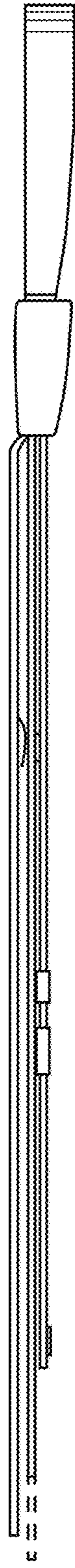


FIG. 4

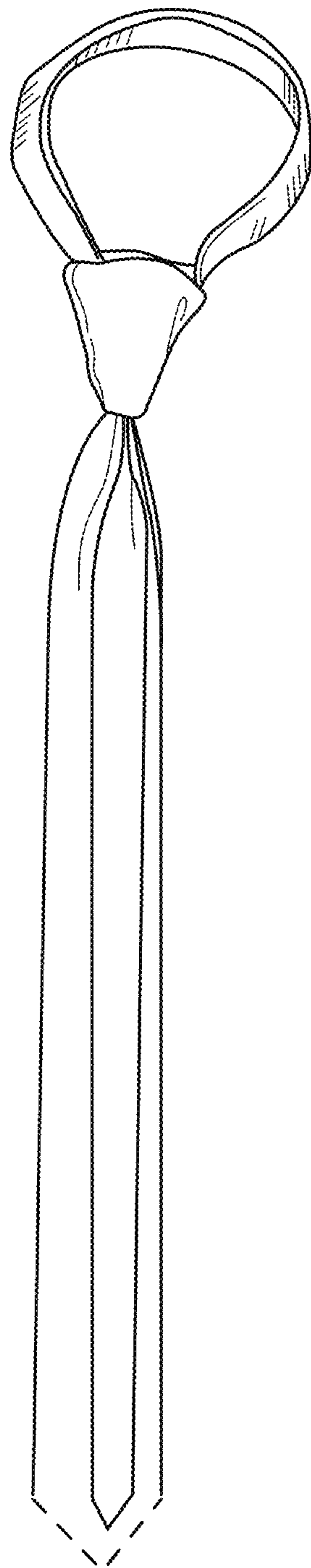


FIG. 7

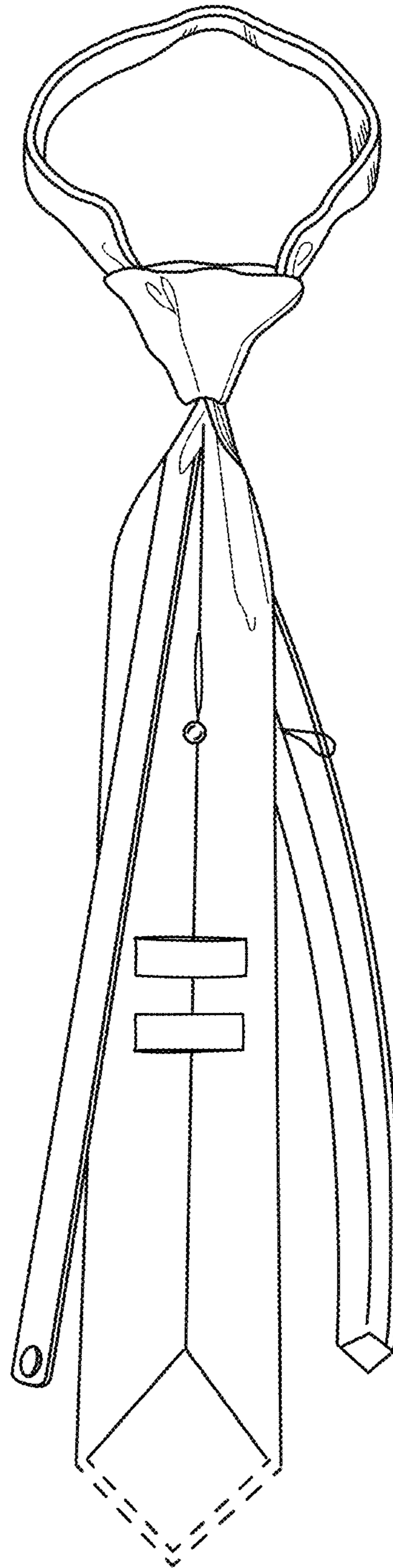


FIG. 8

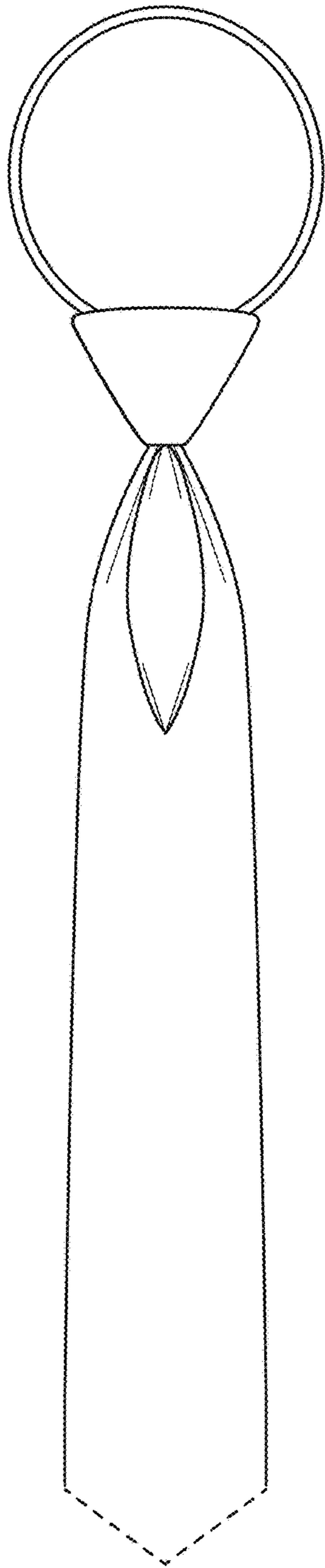


FIG. 10

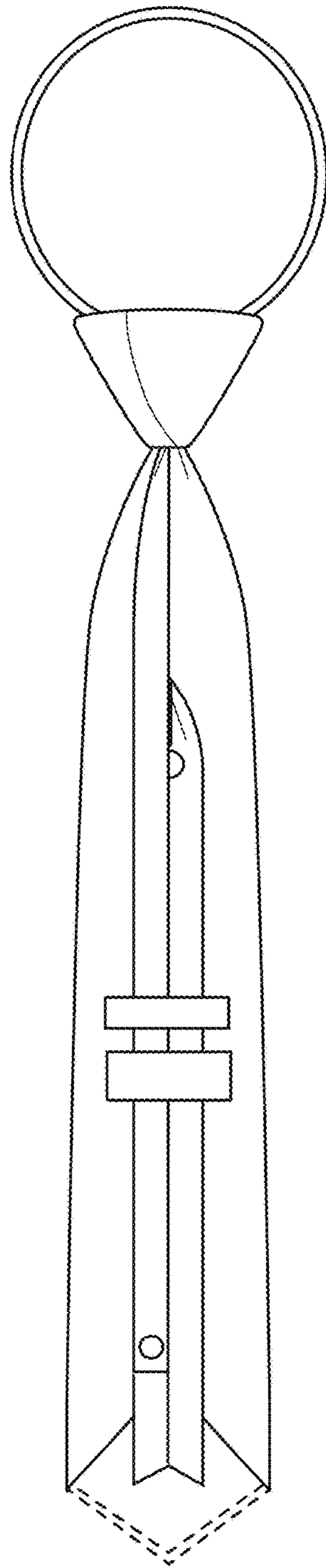


FIG. 13



FIG. 9




FIG. 11

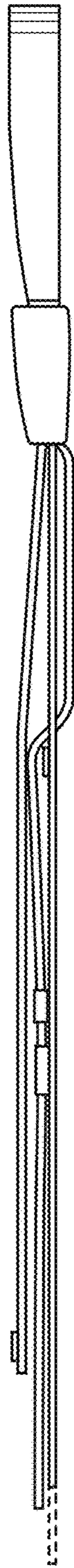


FIG. 14

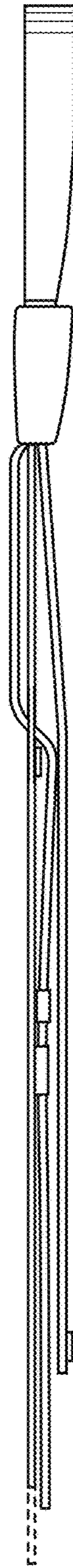


FIG. 12

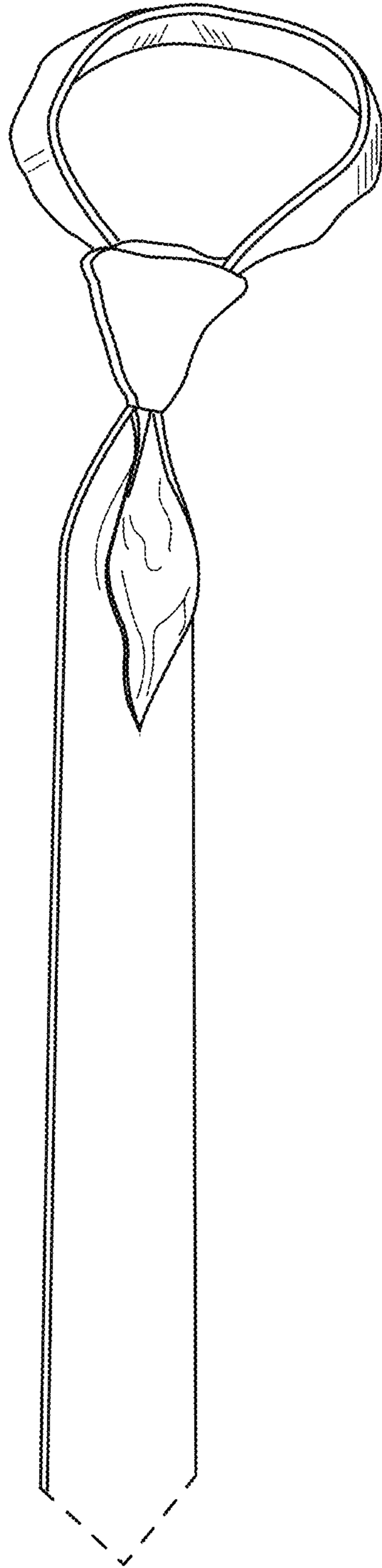


FIG. 15

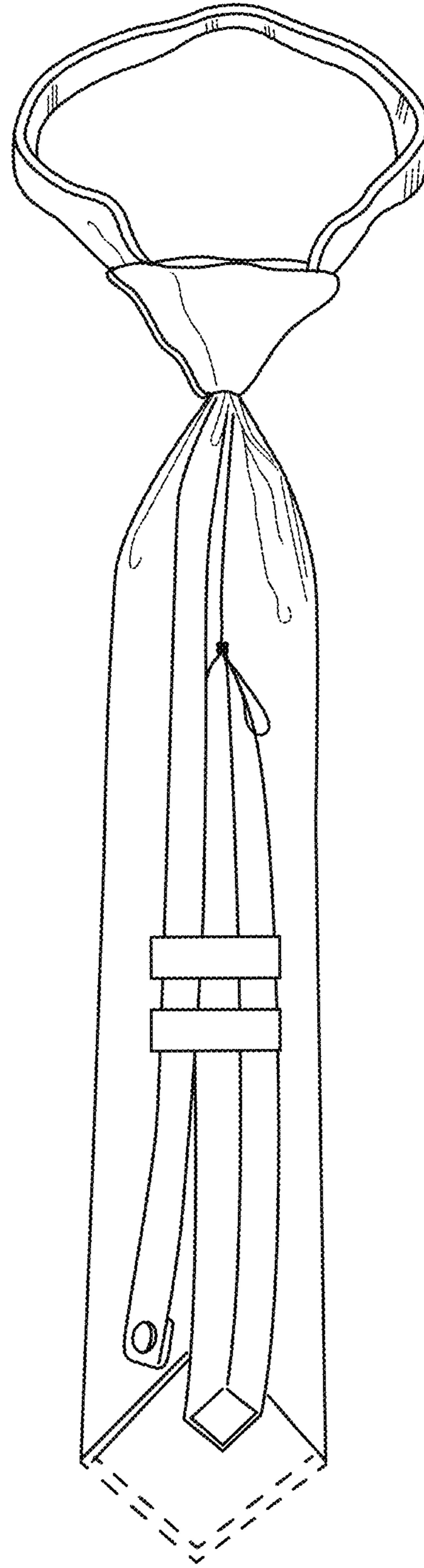


FIG. 16






FIG. 17

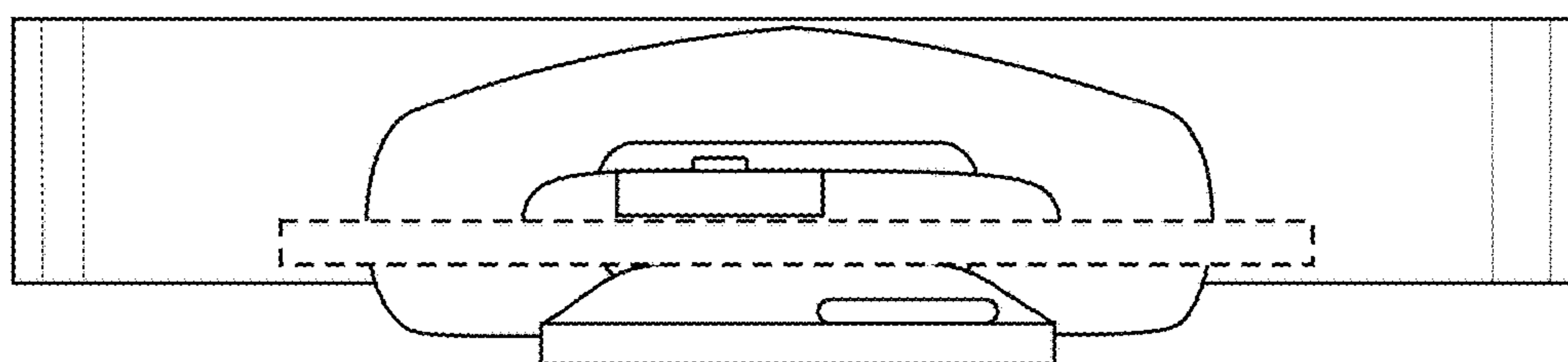


FIG. 18



FIG. 19

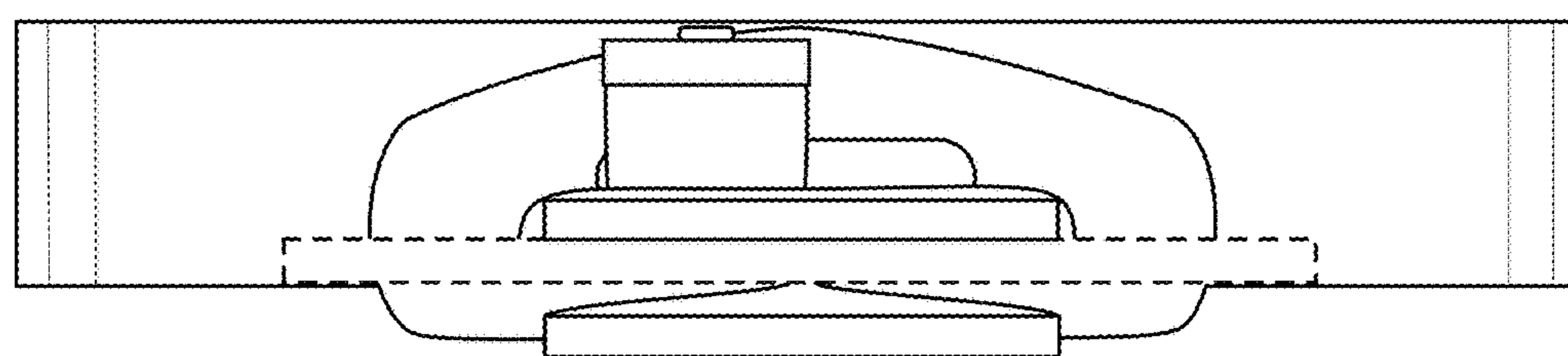


FIG. 20