



US00D833104S

(12) **United States Design Patent** (10) **Patent No.:** **US D833,104 S**  
**Bhandula et al.** (45) **Date of Patent:** **\*\* Nov. 6, 2018**

(54) **URN**  
(71) Applicant: **Infinityurns, LLC**, North Liberty, IA (US)  
(72) Inventors: **Vikrant Bhandula**, Moradabad (IN); **Sushant Sengupta**, North Liberty, IA (US)  
(73) Assignee: **INFINITYURNS, LLC**, North Liberty, IA (US)  
(\*\*) Term: **15 Years**  
(21) Appl. No.: **29/593,074**  
(22) Filed: **Feb. 6, 2017**  
(51) **LOC (11) Cl.** ..... **99-00**  
(52) **U.S. Cl.**  
USPC ..... **D99/5**; D99/3  
(58) **Field of Classification Search**  
USPC ..... D99/5, 3, 20, 21, 28, 34, 35; 27/1; D3/17, 24, 234; D9/629, 694, 738, 424, D9/432; D11/56, 81, 103; D19/80, 97; D1/112; D28/80, 91.1  
CPC ..... A61G 17/00; A61G 17/08  
See application file for complete search history.

D325,004 S \* 3/1992 Tubbs ..... D11/131  
5,632,164 A \* 5/1997 Bergagnini ..... A44C 17/04 63/23  
D389,855 S \* 1/1998 Druz ..... 84/330  
D392,422 S \* 3/1998 Dinand ..... D28/80  
D407,854 S \* 4/1999 DeGaetano ..... D28/80  
D420,590 S \* 2/2000 Gobe ..... D9/451  
D437,670 S \* 2/2001 Rivera ..... D99/5  
D444,613 S \* 7/2001 Amico ..... D1/112  
D449,147 S \* 10/2001 Herwig ..... D1/112  
D451,623 S \* 12/2001 Zuloff ..... D26/94  
D460,687 S \* 7/2002 Weinstock ..... D9/629  
D461,810 S \* 8/2002 Konig ..... D14/403  
D470,991 S \* 2/2003 Goldstein ..... D99/5  
D478,657 S \* 8/2003 Fontana ..... D24/102  
D486,751 S \* 2/2004 Sperry ..... D11/56

(Continued)

**FOREIGN PATENT DOCUMENTS**

EM 001797135-0005 \* 12/2010  
*Primary Examiner* — Paula Allen Greene  
(74) *Attorney, Agent, or Firm* — Shuttleworth & Ingersoll, PLC; Jason Sytsma

(57) **CLAIM**

The ornamental design for an urn, as shown and described.

**DESCRIPTION**

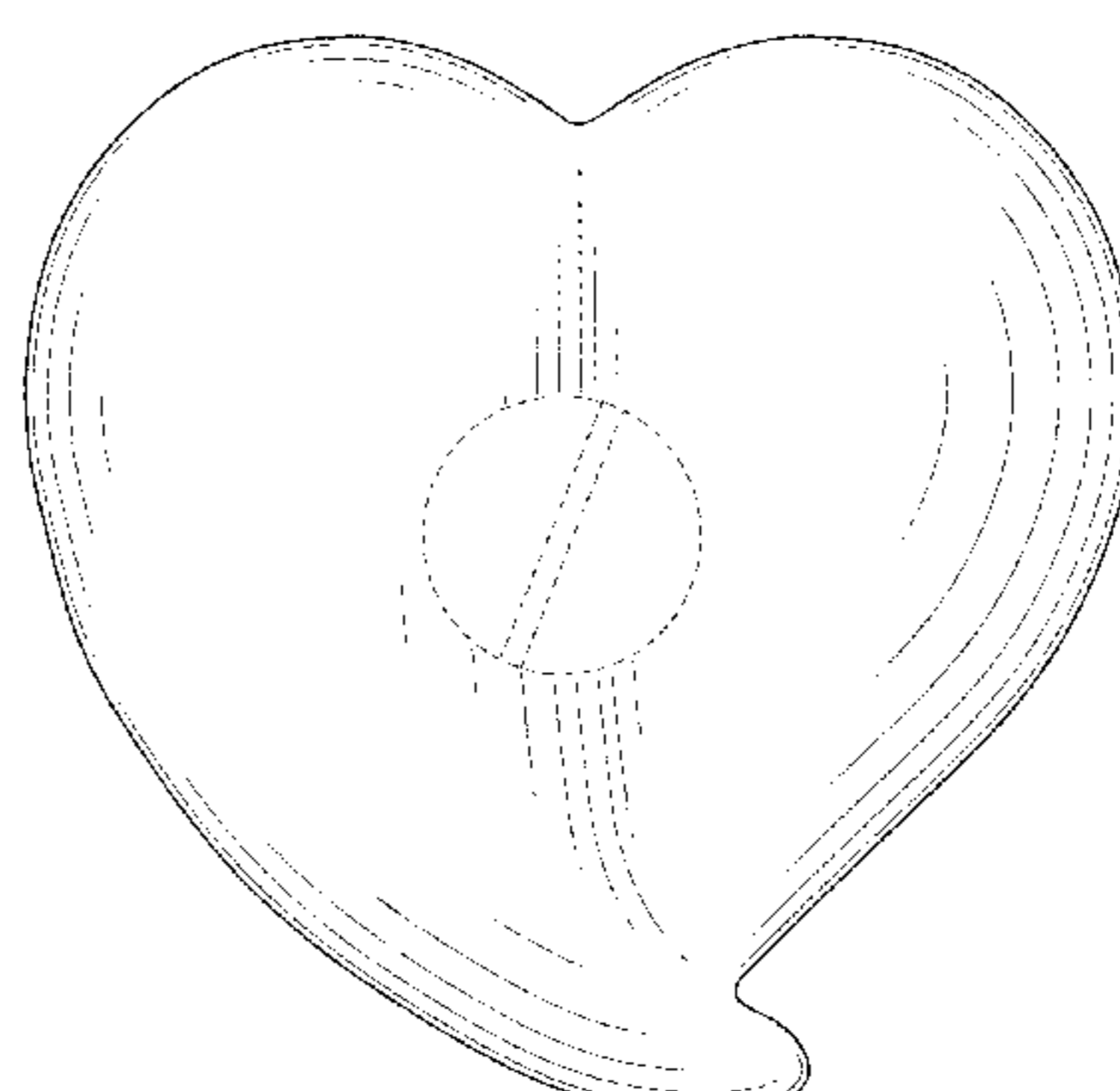

FIG. 1 a front perspective view of an urn showing our new design;  
FIG. 2 is a front view of the urn of FIG. 1;  
FIG. 3 is a bottom view of the urn of FIG. 1;  
FIG. 4 is a top view of the urn of FIG. 1;  
FIG. 5 is a back view of the urn of FIG. 1;  
FIG. 6 is a left-side view of the urn of FIG. 1; and,  
FIG. 7 is a right-side view of the urn of FIG. 1.  
The broken lines depict environment that forms no part of the claimed design.

**1 Claim, 7 Drawing Sheets**

(56) **References Cited**

**U.S. PATENT DOCUMENTS**

2,451,913 A \* 10/1948 Brice ..... A44C 1/00 40/1.5  
D169,367 S \* 4/1953 Ferraro ..... D9/629  
D178,240 S \* 7/1956 Katy ..... D11/86  
D252,590 S \* 8/1979 Peretti ..... D28/80  
D276,214 S \* 11/1984 Fry ..... D28/77  
D277,466 S \* 2/1985 Chien ..... 63/12  
4,542,590 A \* 9/1985 Cusack ..... G01B 7/002 33/558  
4,542,631 A \* 9/1985 Esser, III ..... A44C 25/00 206/457  
D289,020 S \* 3/1987 Bond ..... D11/56



(56)

**References Cited**

U.S. PATENT DOCUMENTS

D495,069	S	*	8/2004	Yu	.....	D26/26
D509,637	S	*	9/2005	Wozniak	.....	D99/5
D515,267	S	*	2/2006	Wozniak	.....	D99/5
D516,943	S	*	3/2006	Slater	.....	D11/103
D526,571	S	*	8/2006	Terrasi	.....	D7/539
D540,691	S	*	4/2007	Davies	.....	D9/417
D568,755	S	*	5/2008	Siegel	.....	D9/629
D588,057	S	*	3/2009	Soler My	.....	D13/100
D602,809	S	*	10/2009	Castaline	.....	D11/103
D612,654	S	*	3/2010	Eura	.....	D6/601
D622,022	S	*	8/2010	Goldstein	.....	D99/5
D622,024	S	*	8/2010	School	.....	D99/5
D633,148	S	*	2/2011	Nash	.....	D19/86
D635,323	S	*	3/2011	School	.....	D99/5
D648,504	S	*	11/2011	Khan	.....	D99/5
D696,832	S	*	12/2013	Khan	.....	D99/5
D731,738	S	*	6/2015	Jackson	.....	D99/3
D803,481	S	*	11/2017	Reiner	.....	D28/79

\* cited by examiner




FIG. 1




FIG.2




FIG. 3




FIG.4




FIG. 5

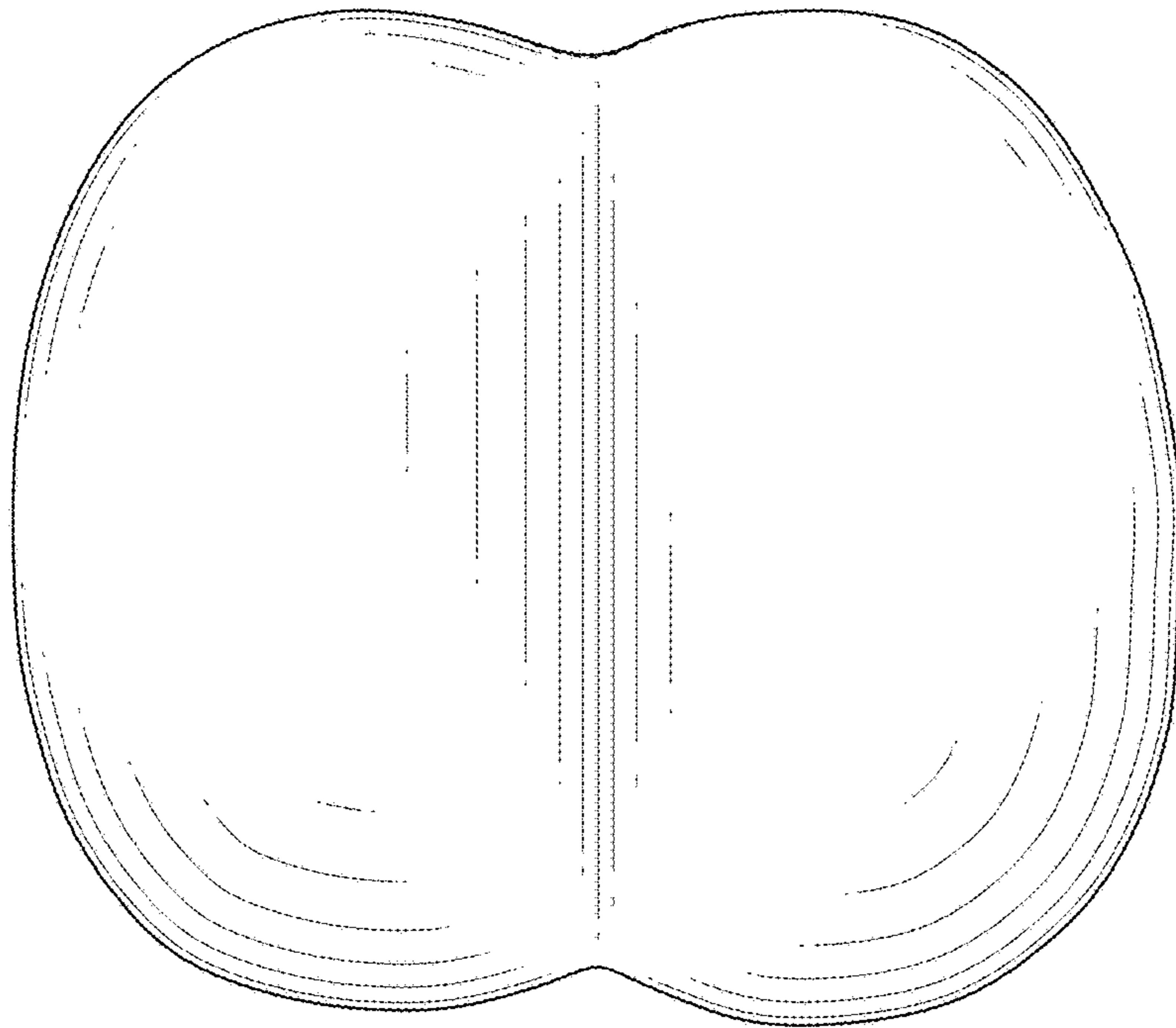


FIG. 6



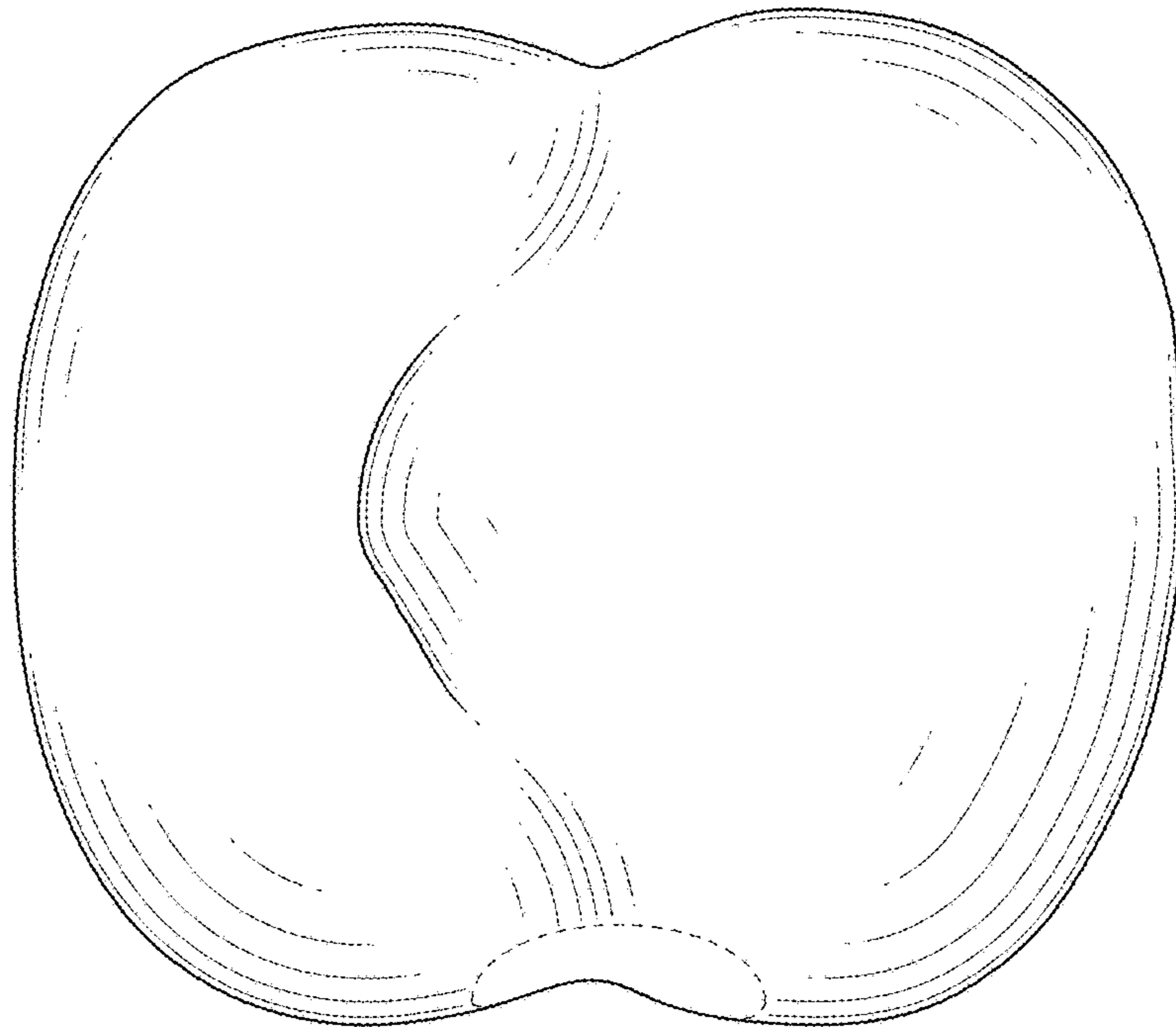


FIG. 7