



US00D833101S

(12) **United States Design Patent** (10) **Patent No.:** **US D833,101 S**
Day (45) **Date of Patent:** **** Nov. 6, 2018**

(54) **IRON SOLEPLATE**

(71) Applicant: **Sunbeam Products, Inc.**, Boca Raton, FL (US)

(72) Inventor: **Adam Day**, Boynton Beach, FL (US)

(73) Assignee: **Sunbeam Products, Inc.**, Boca Raton, FL (US)

(**) Term: **15 Years**

(21) Appl. No.: **29/578,742**

(22) Filed: **Sep. 23, 2016**

(51) **LOC (11) Cl.** **07-05**

(52) **U.S. Cl.**
USPC **D32/71**

(58) **Field of Classification Search**
USPC D32/70, 71, 73, 72, 69, 68, 35; 392/404;
38/97, 96, 93, 88, 77.9, 77.83, 77.82,
38/77.81, 77.8, 77.7, 77.6, 77.5, 77.3,
38/77.1; 219/251, 245, 257
CPC D06F 75/34; D06F 75/08; D06F 75/38;
D06F 75/00; F22B 27/14; B08B 3/006
See application file for complete search history.

(56) **References Cited**

U.S. PATENT DOCUMENTS

D519,699 S * 4/2006 Lee D32/71
D560,322 S * 1/2008 Massip D32/71

D634,500 S * 3/2011 Walther D32/71
D656,286 S * 3/2012 Spatz D32/71
D676,211 S * 2/2013 Sirard D32/71
D700,414 S * 2/2014 Spatz D32/71
D708,410 S * 7/2014 Yamauchi D32/71
D793,018 S * 7/2017 Day D32/71
D793,019 S * 7/2017 Day D32/71
D793,020 S * 7/2017 Day D32/71
D804,127 S * 11/2017 Day D32/71
D804,128 S * 11/2017 Day D32/71
D804,129 S * 11/2017 Day D32/71
D804,130 S * 11/2017 Day D32/71
D804,131 S * 11/2017 Day D32/71
D804,132 S * 11/2017 Day D32/71

* cited by examiner

Primary Examiner — Austin Murphy

(74) *Attorney, Agent, or Firm* — Seth M. Blum

(57) **CLAIM**

The ornamental design for the iron soleplate, as shown and described.

DESCRIPTION

FIG. 1 is a bottom perspective view of an embodiment of an iron soleplate;
FIG. 2 is a bottom edge view thereof;
FIG. 3 is a side view thereof; and,
FIG. 4 is a bottom view thereof.
The broken lines depict portions of the iron soleplate that form no part of the claimed design.

1 Claim, 1 Drawing Sheet

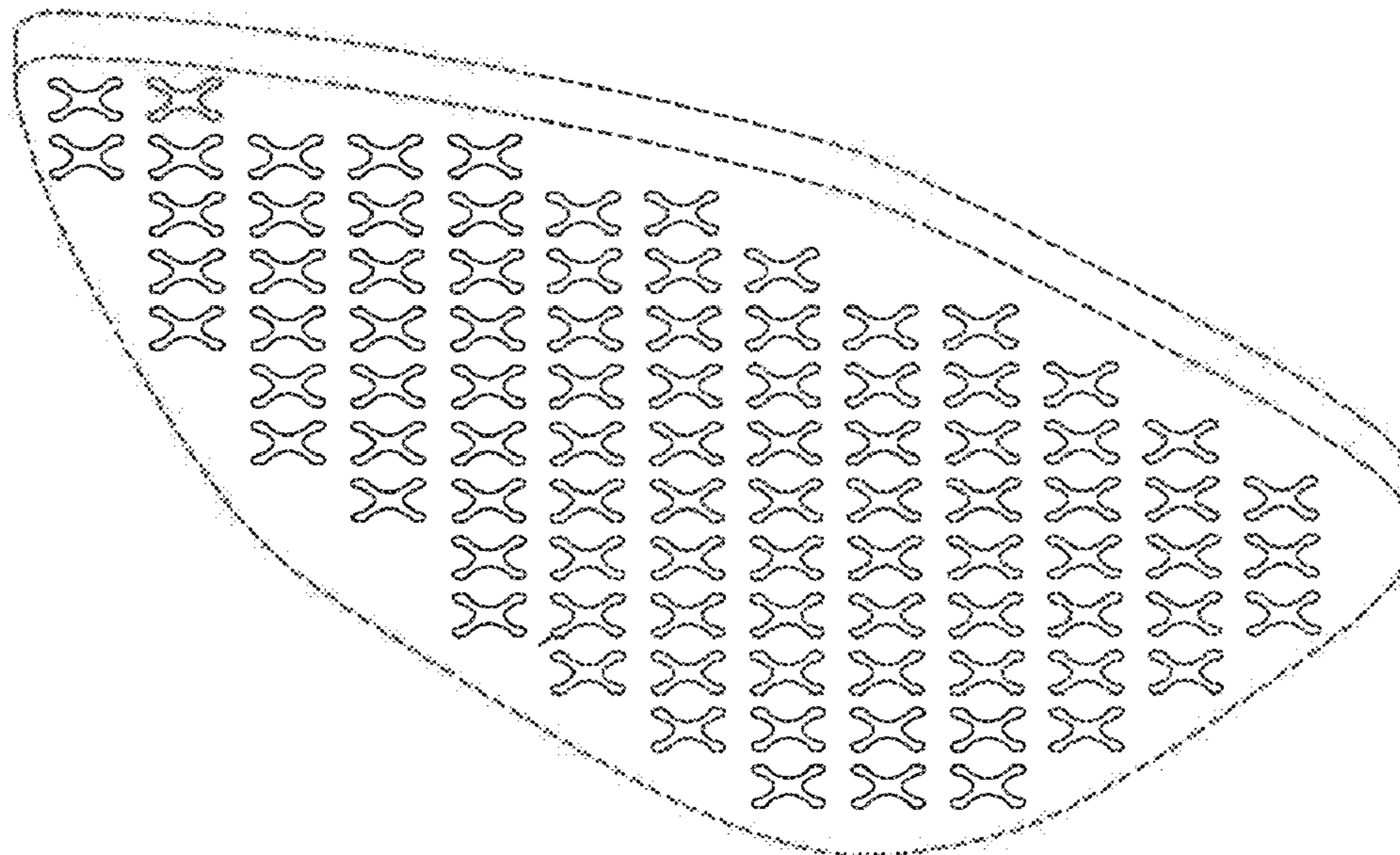


FIG. 1

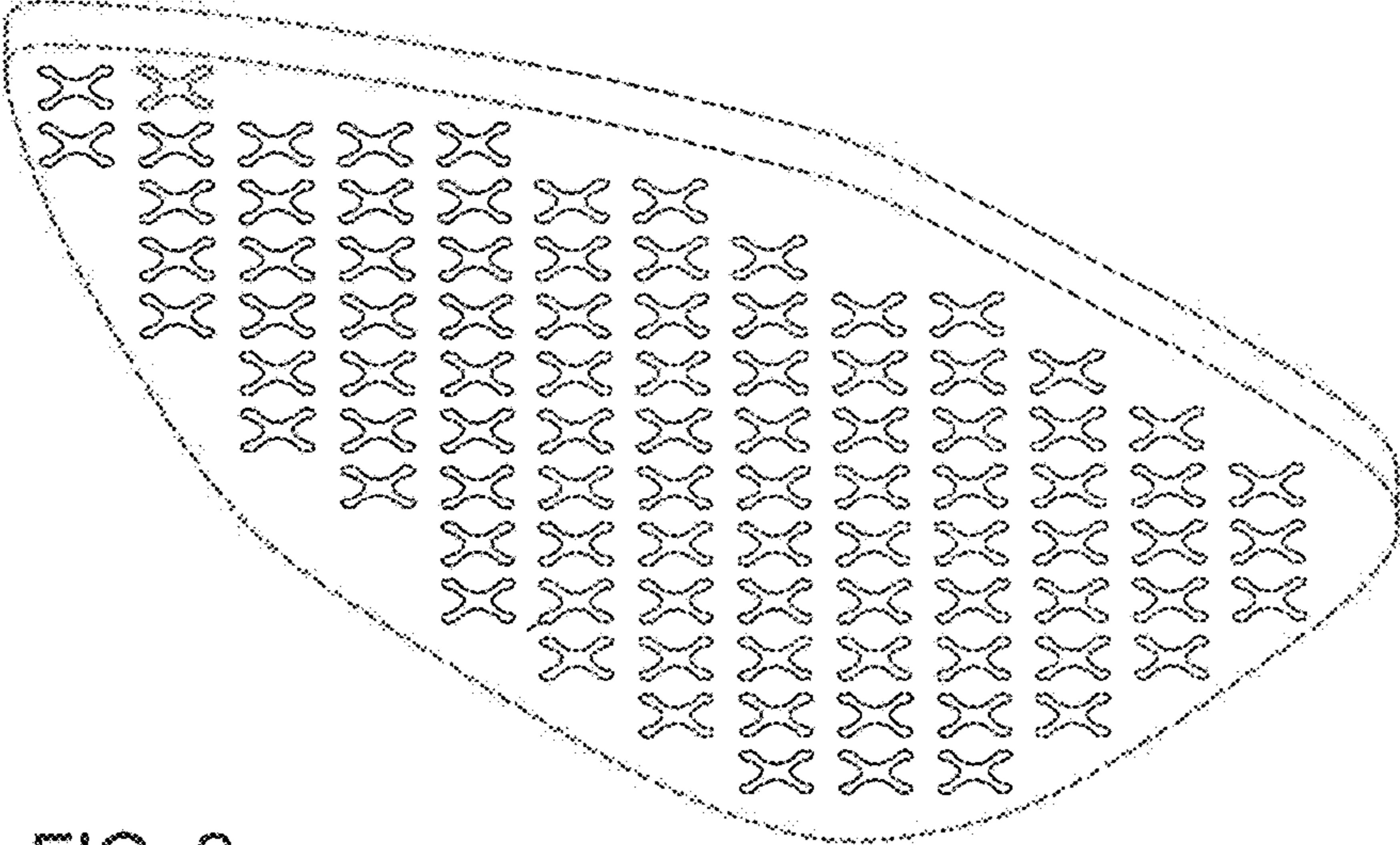


FIG. 2



FIG. 3




FIG. 4

