



US00D833081S

(12) **United States Design Patent** (10) **Patent No.:** **US D833,081 S**  
**Kusnier** (45) **Date of Patent:** **\*\* Nov. 6, 2018**

(54) **SAFETY PANTS WITH LUMINOUS SILHOUETTE**  
(71) Applicant: **Mark A. Kusnier**, Walnut, CA (US)  
(72) Inventor: **Mark A. Kusnier**, Walnut, CA (US)  
(73) Assignee: **SILHO-LIGHT CORPORATION**, Walnut, CA (US)

(\*\*) Term: **15 Years**  
(21) Appl. No.: **29/628,350**

(22) Filed: **Dec. 4, 2017**  
(51) **LOC (11) Cl.** ..... **29-02**  
(52) **U.S. Cl.**  
USPC ..... **D29/101.1**  
(58) **Field of Classification Search**  
USPC ..... D29/100, 101.1, 101.5; 2/227; D2/742, D2/999  
CPC . G08G 5/00; A41D 22/00; A41D 1/00; A41D 1/06; A41D 2300/00  
See application file for complete search history.

(56) **References Cited**  
U.S. PATENT DOCUMENTS  
4,534,619 A \* 8/1985 Bedford ..... G08B 5/004 2/338  
D292,627 S \* 11/1987 Sandman ..... D29/100  
D346,482 S \* 5/1994 Merrill ..... D2/627  
5,575,044 A \* 11/1996 Zornes ..... A41F 9/002 24/168

D495,118 S \* 8/2004 Sherman ..... D2/625  
D670,033 S \* 10/2012 Kusnier ..... D29/101.4  
D697,712 S \* 1/2014 Morton ..... D3/226  
D739,085 S \* 9/2015 Tadeo ..... D29/101.1  
D773,736 S \* 12/2016 Williams ..... D29/101.1  
D825,111 S \* 8/2018 Lenahan ..... D29/101.1  
2014/0143930 A1\* 5/2014 Kuraoka ..... A41D 1/06 2/79  
2017/0363279 A1\* 12/2017 MacIas ..... F21L 4/00

\* cited by examiner

*Primary Examiner* — Robin V Webster  
*Assistant Examiner* — J. Thorn, Sr.

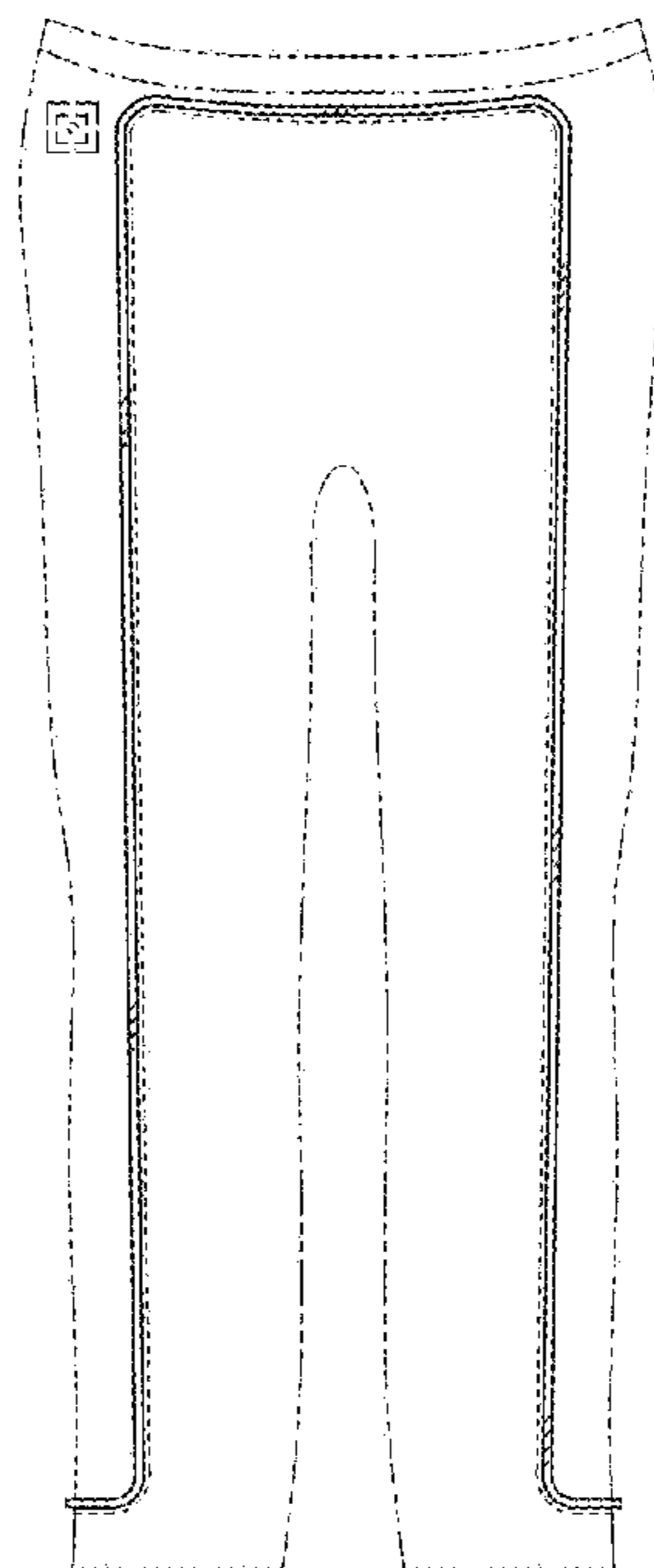
(57) **CLAIM**

The ornamental design for a safety pants with luminous silhouette, as shown and described.

**DESCRIPTION**

FIG. 1 is a top view of a safety pants with luminous silhouette, it being understood that only the luminous silhouette of the safety pants with luminous silhouette is being claimed, according to the present invention;  
FIG. 2 is a front view of FIG. 1;  
FIG. 3 is a first side view of FIG. 1;  
FIG. 4 is a rear view of FIG. 1;  
FIG. 5 is a second side view of FIG. 1; and  
FIG. 6 is a bottom view of FIG. 1.  
The dashed broken lines illustrate environmental structure and form no part of the claimed design.

**1 Claim, 2 Drawing Sheets**



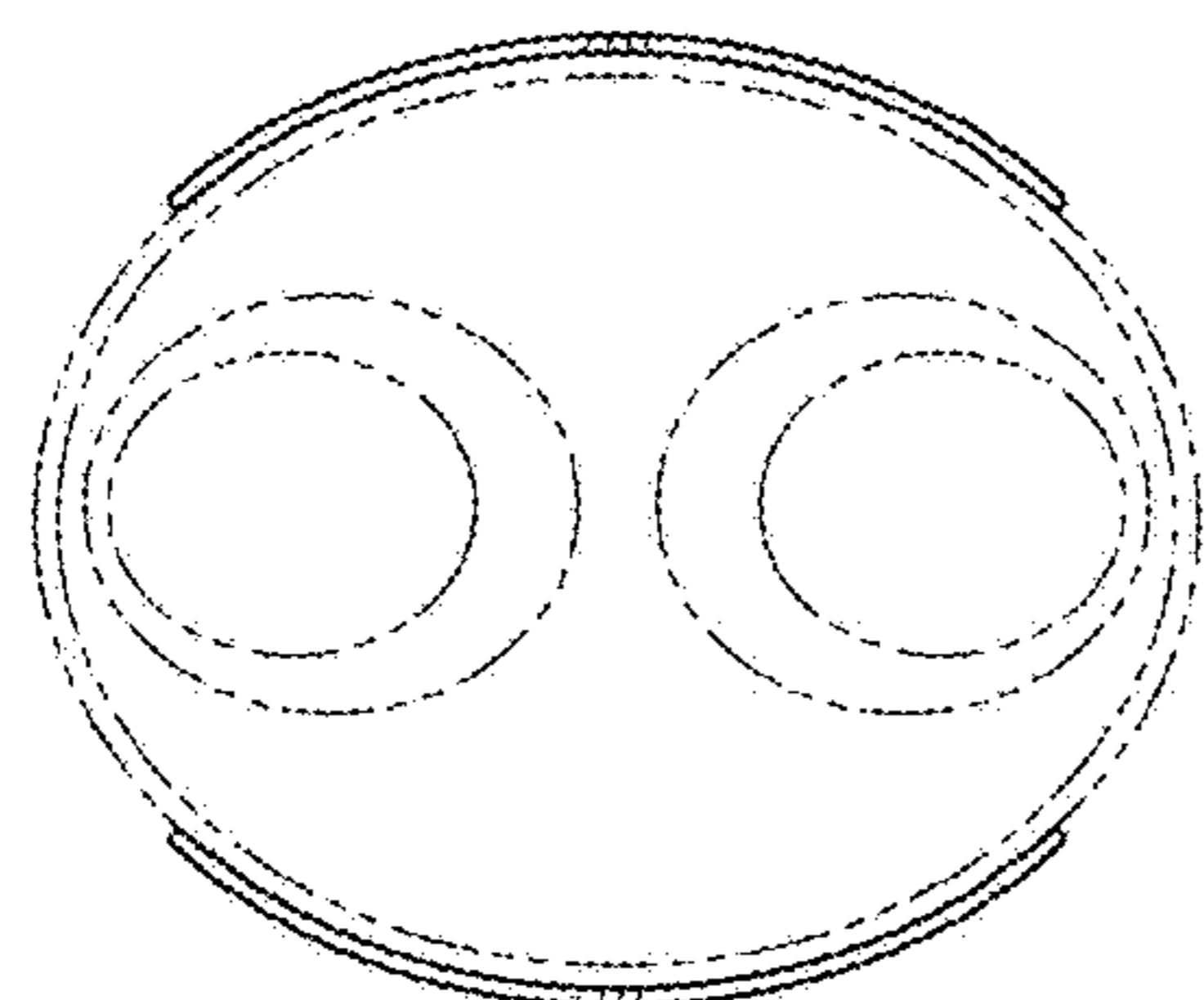


FIG. 1

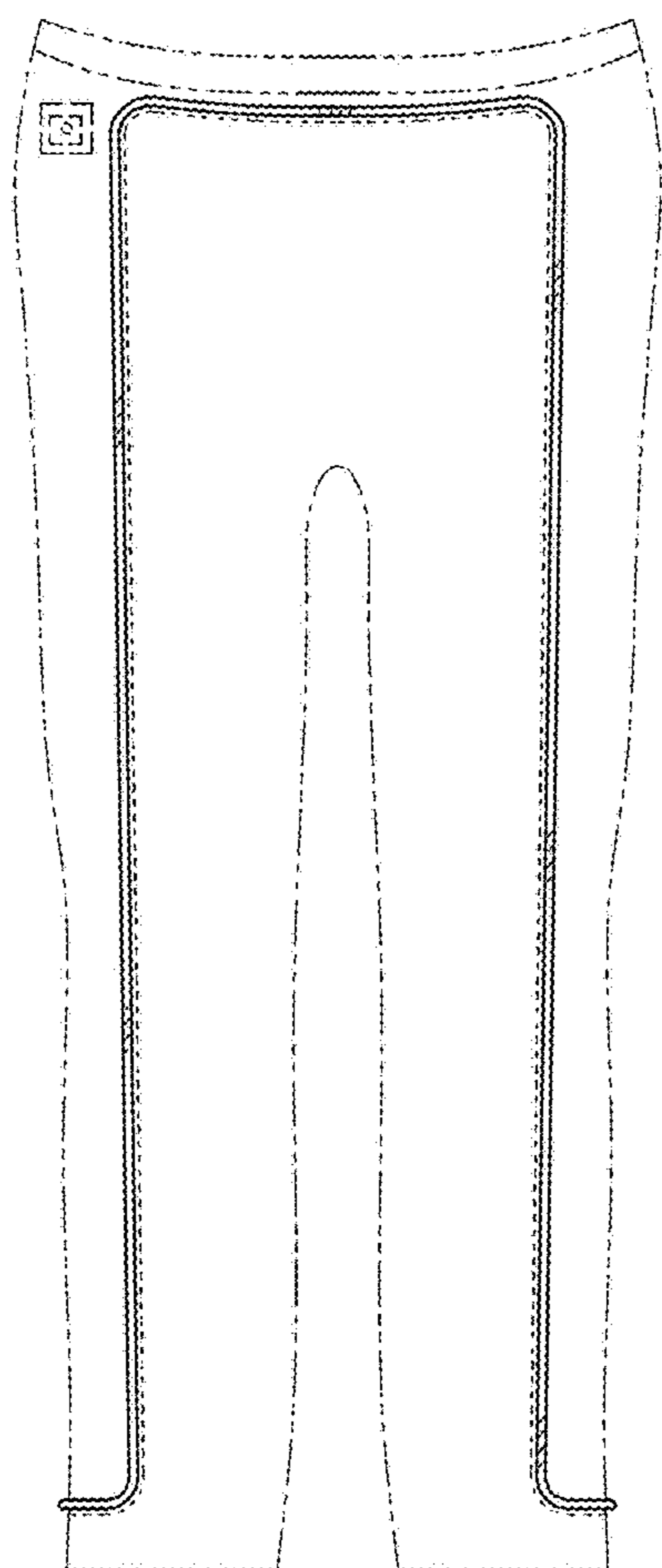


FIG. 2

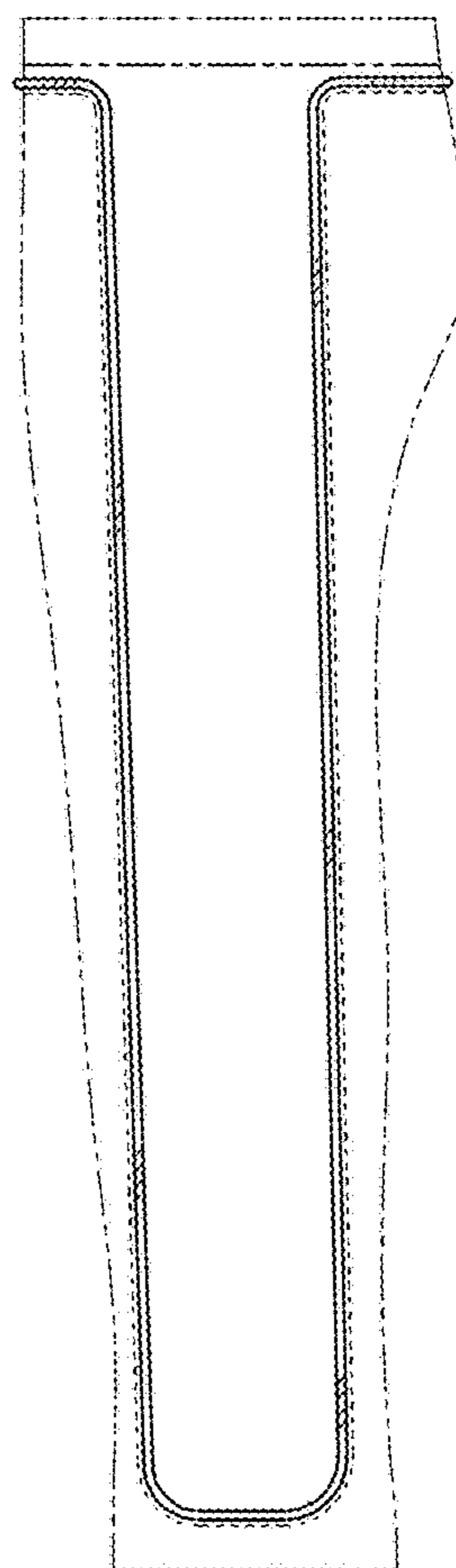


FIG. 3

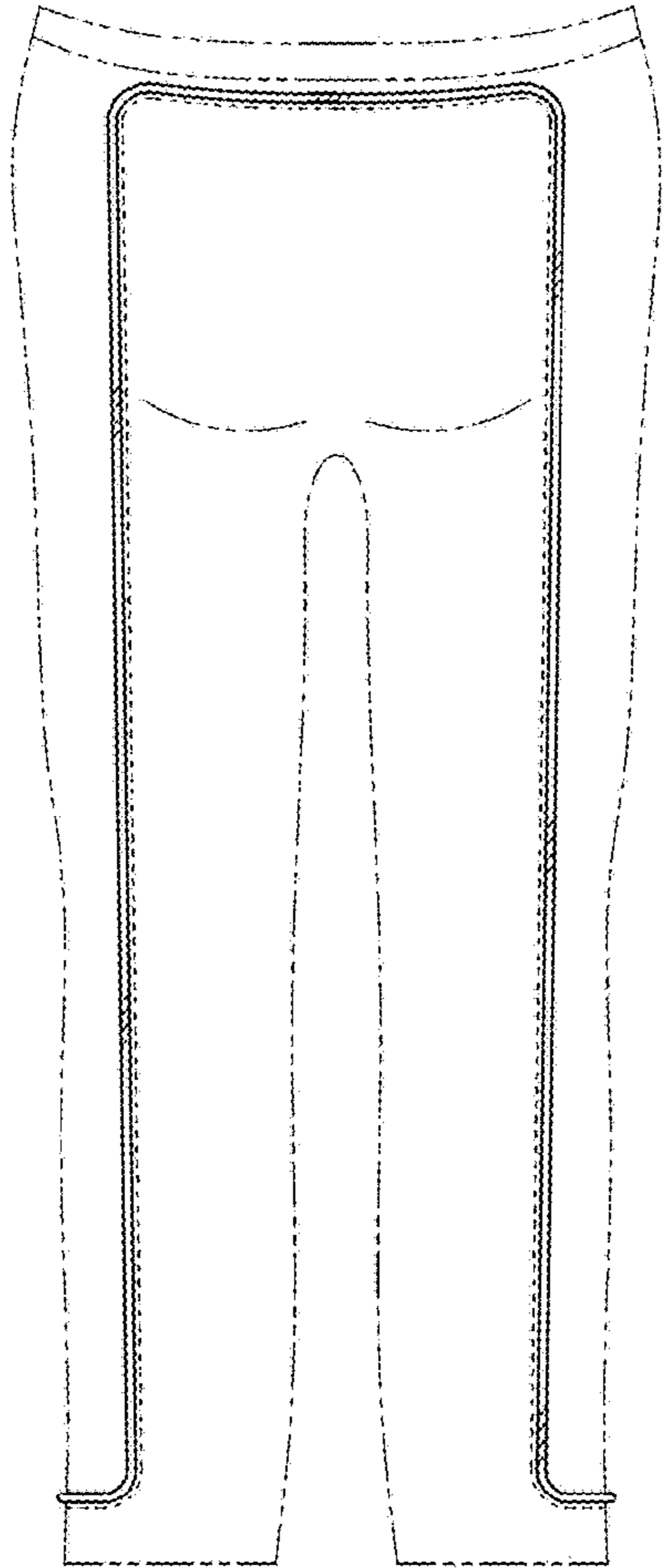


FIG. 4

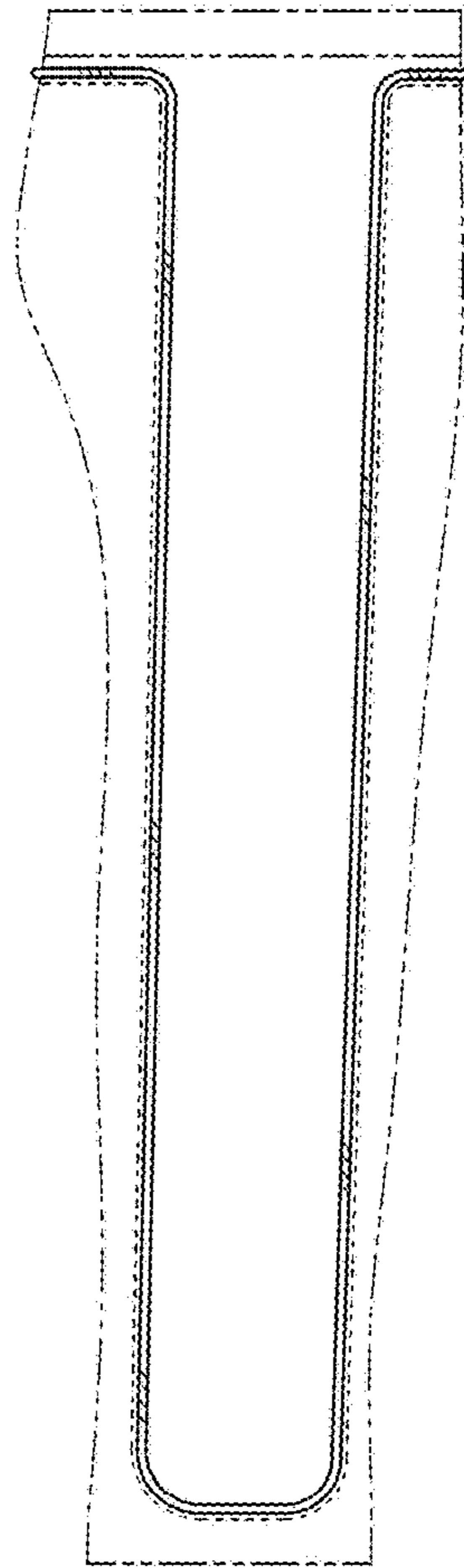


FIG. 5

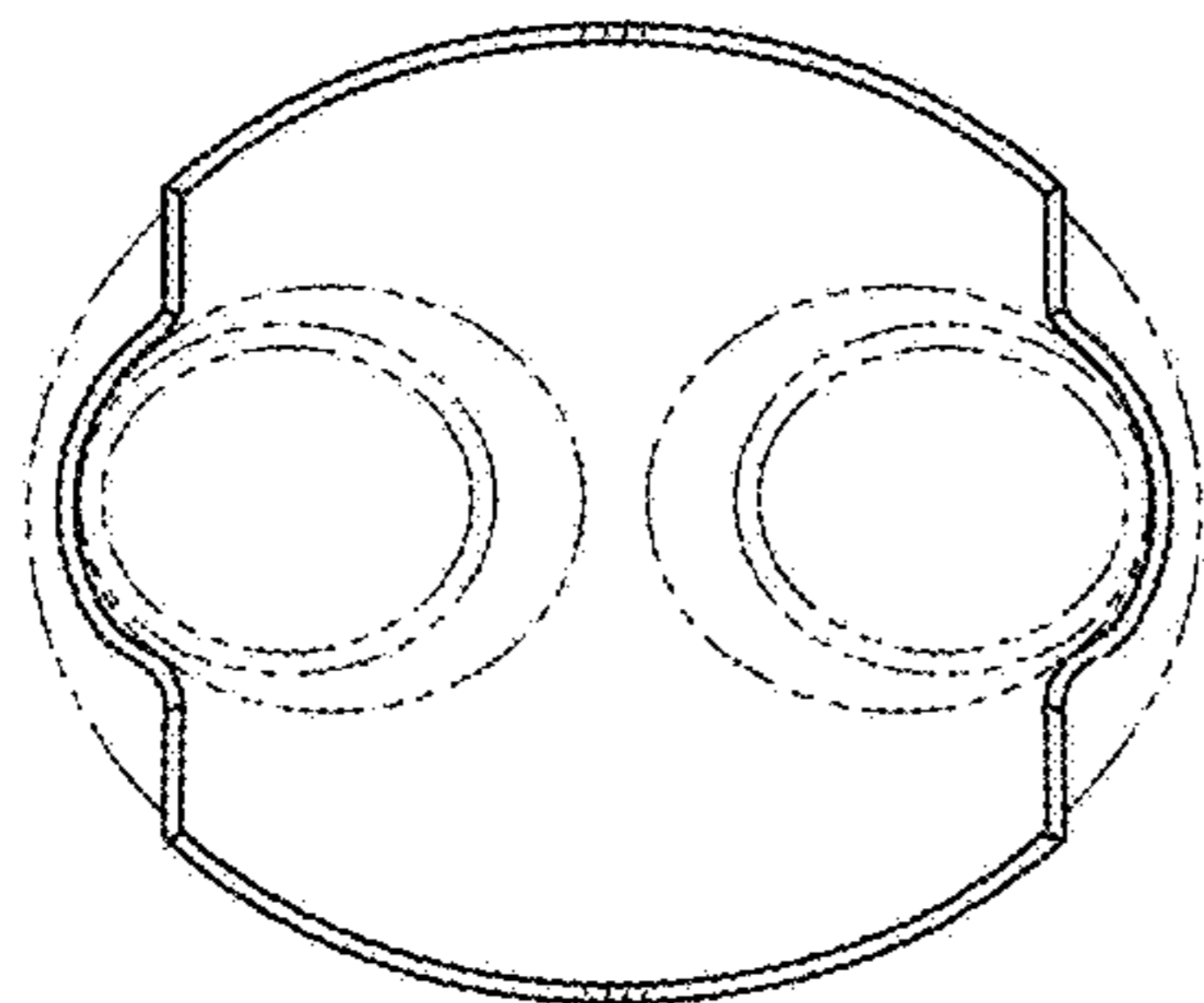


FIG. 6