



US00D833077S

(12) **United States Design Patent** (10) **Patent No.:** **US D833,077 S**
Teller et al. (45) **Date of Patent:** **** Nov. 6, 2018**

- (54) **COSMETIC PRODUCT CONTAINER**
- (71) Applicant: **EOS PRODUCTS, LLC**, New York, NY (US)
- (72) Inventors: **Jonathan Teller**, New York, NY (US);
Sanjiv Mehra, New York, NY (US);
Peter Waxman, New York, NY (US);
Joseph Speter, New York, NY (US);
Sherry Jhawar, New York, NY (US);
Hamish Campbell, New York, NY (US)
- (73) Assignee: **EOS PRODUCTS, LLC**, New York, NY (US)
- (**) Term: **15 Years**
- (21) Appl. No.: **29/574,428**
- (22) Filed: **Aug. 15, 2016**

Related U.S. Application Data

- (63) Continuation of application No. 29/488,094, filed on Apr. 15, 2014, now Pat. No. Des. 764,108.
- (51) **LOC (11) Cl.** **28-03**
- (52) **U.S. Cl.**
USPC **D28/88**; D9/519; D9/552; D9/554;
D5/56; D5/60
- (58) **Field of Classification Search**
USPC D28/85-91, 82, 76-79, 4-7, 8.1, 8.2, 9;
D9/502, 570, 503, 504, 519, 552, 554,
D9/557, 564, 566, 567, 600, 726, 601,
D9/551, 521, 416, 529, 438, 435;
D24/101, 102; D1/127, 130; D5/43, 44,
D5/56, 59, 60, 62, 55; 132/316, 317,
132/318, 320; 206/581, 823, 385;
D3/265, 270, 271.1; 424/467; D14/489
CPC ... B65D 1/00; B65D 3/00; B65D 5/00; B65D
11/00; B65D 25/00; B65D 81/00
See application file for complete search history.

- (56) **References Cited**
- U.S. PATENT DOCUMENTS

D16,159 S	7/1885	Atterbury	
1,852,455 A *	4/1932	Friedman	A45D 33/00 132/293
2,745,642 A *	5/1956	Hermann	A47J 43/24 206/1.5
3,167,079 A *	1/1965	Weil	B08B 3/044 134/135

(Continued)

FOREIGN PATENT DOCUMENTS

JP	1136041	3/2002
JP	2004-321410	11/2004

OTHER PUBLICATIONS

U.S. Appl. No. 29/479,119, filed Jan. 2014, Teller et al.

(Continued)

Primary Examiner — Marianne N Pandozzi

Assistant Examiner — Jae Liang

(74) *Attorney, Agent, or Firm* — Martin & Ferraro, LLP

(57) **CLAIM**

The ornamental design for a cosmetic product container, as shown and described.

DESCRIPTION

FIG. 1 is a front elevational view of a cosmetic product container showing my design;
 FIG. 2 is a left side elevational view thereof;
 FIG. 3 is a right side elevational view thereof;
 FIG. 4 is a rear elevational view thereof;
 FIG. 5 is a top plan view thereof; and,
 FIG. 6 is a bottom plan view thereof.
 The broken lines in the drawings represent the bounds of the claim and form no part of the claimed design. The stippling in the drawings shows contrast in appearance.

1 Claim, 3 Drawing Sheets

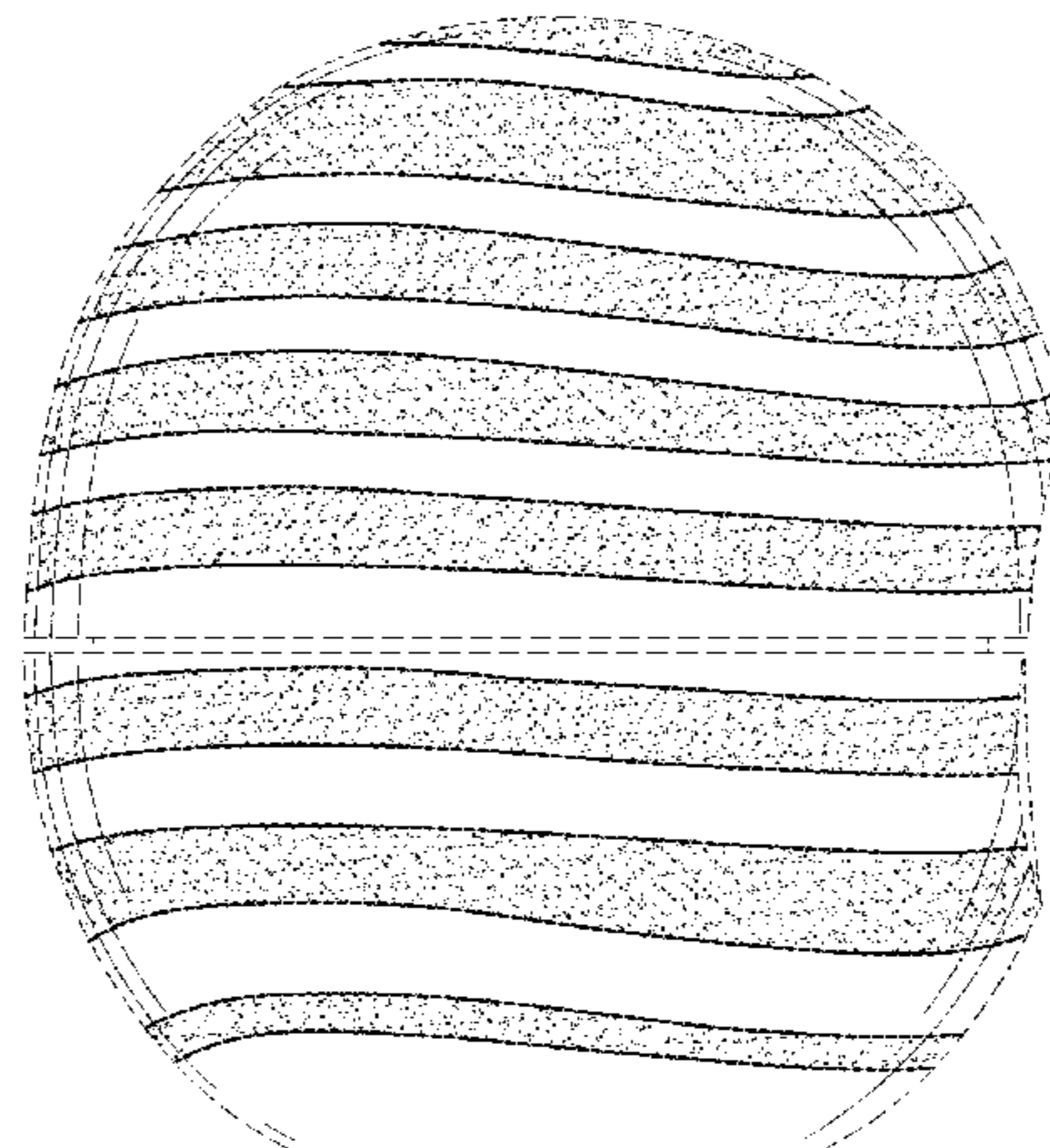
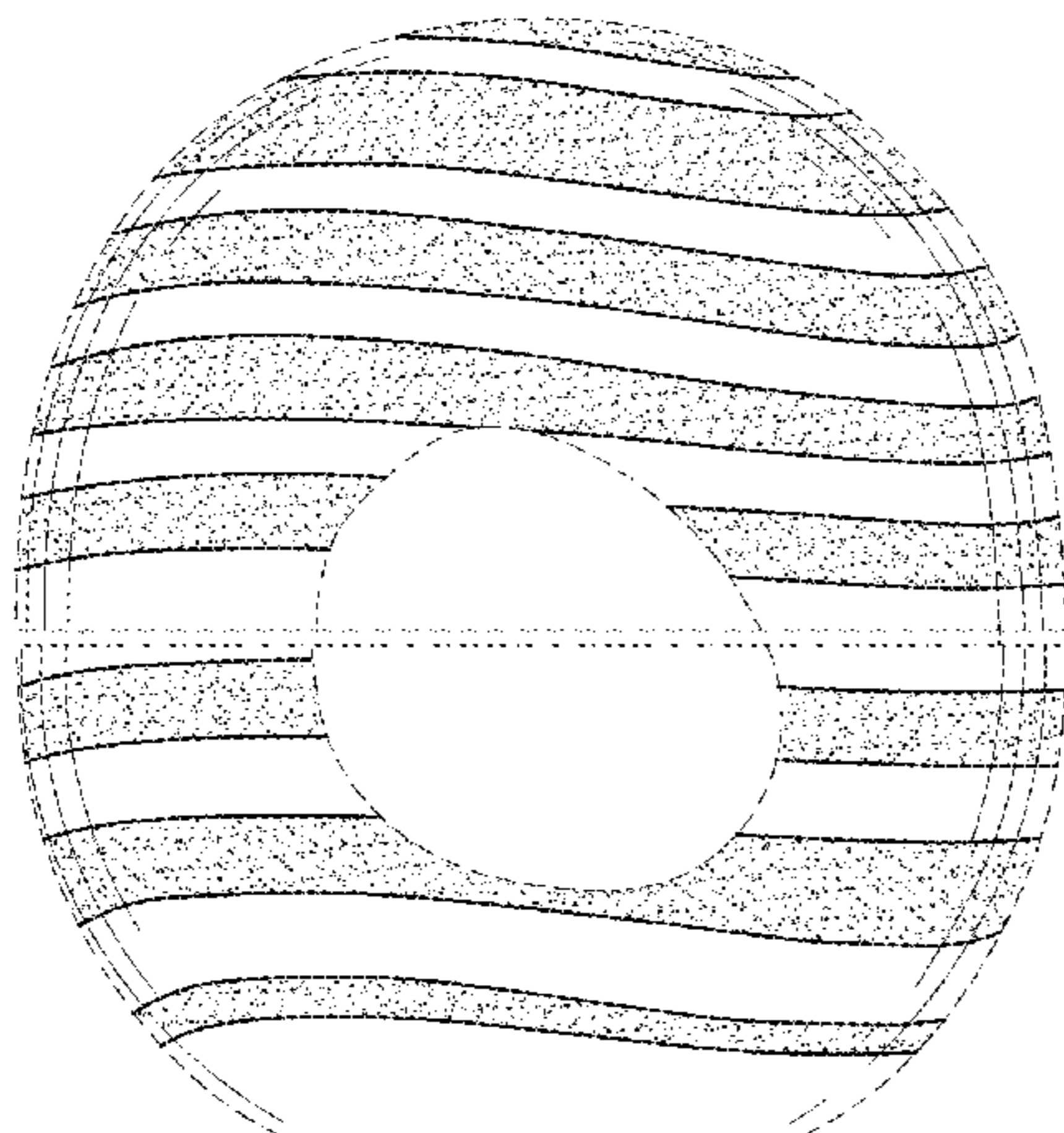


FIG. 1

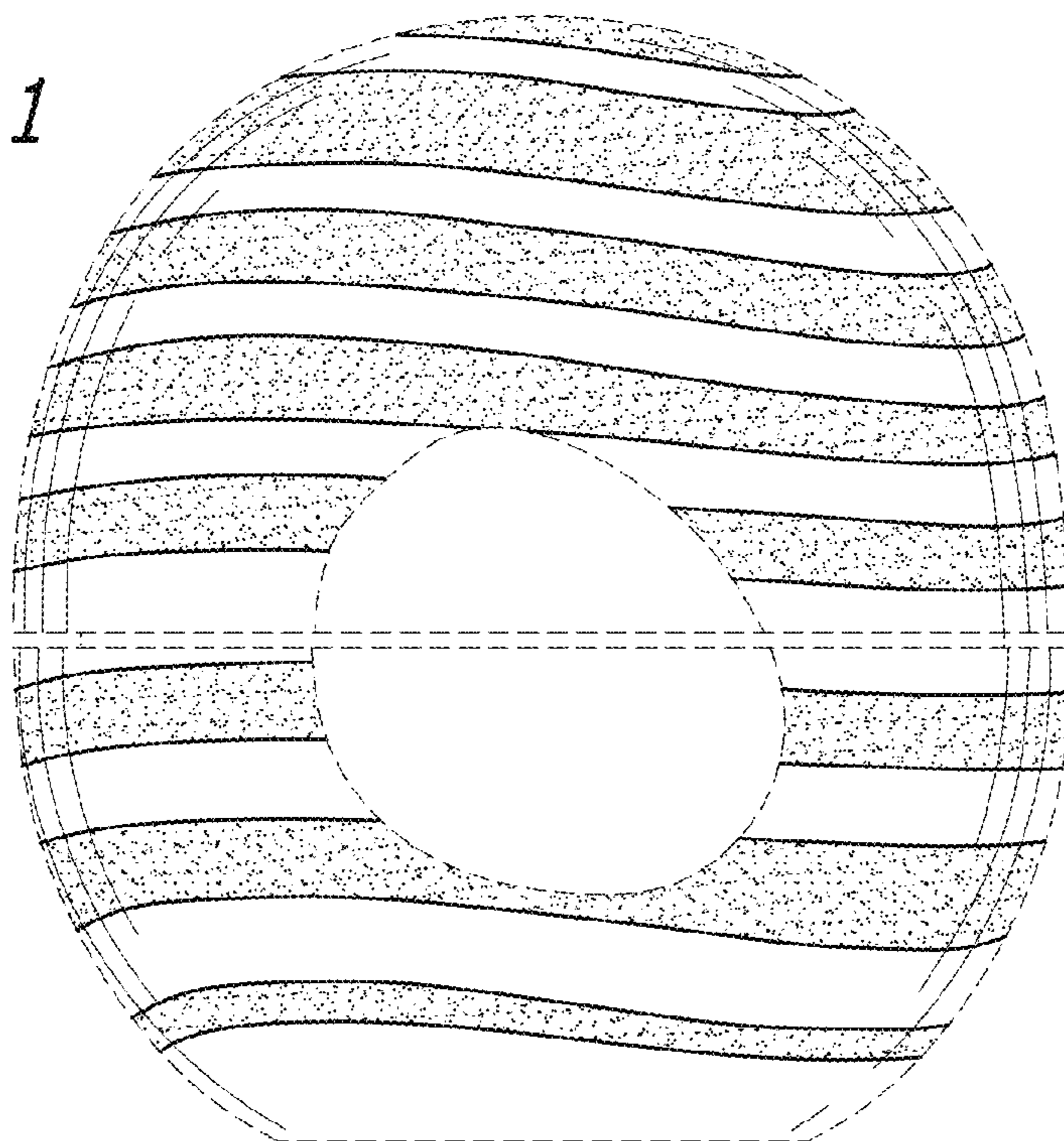


FIG. 2

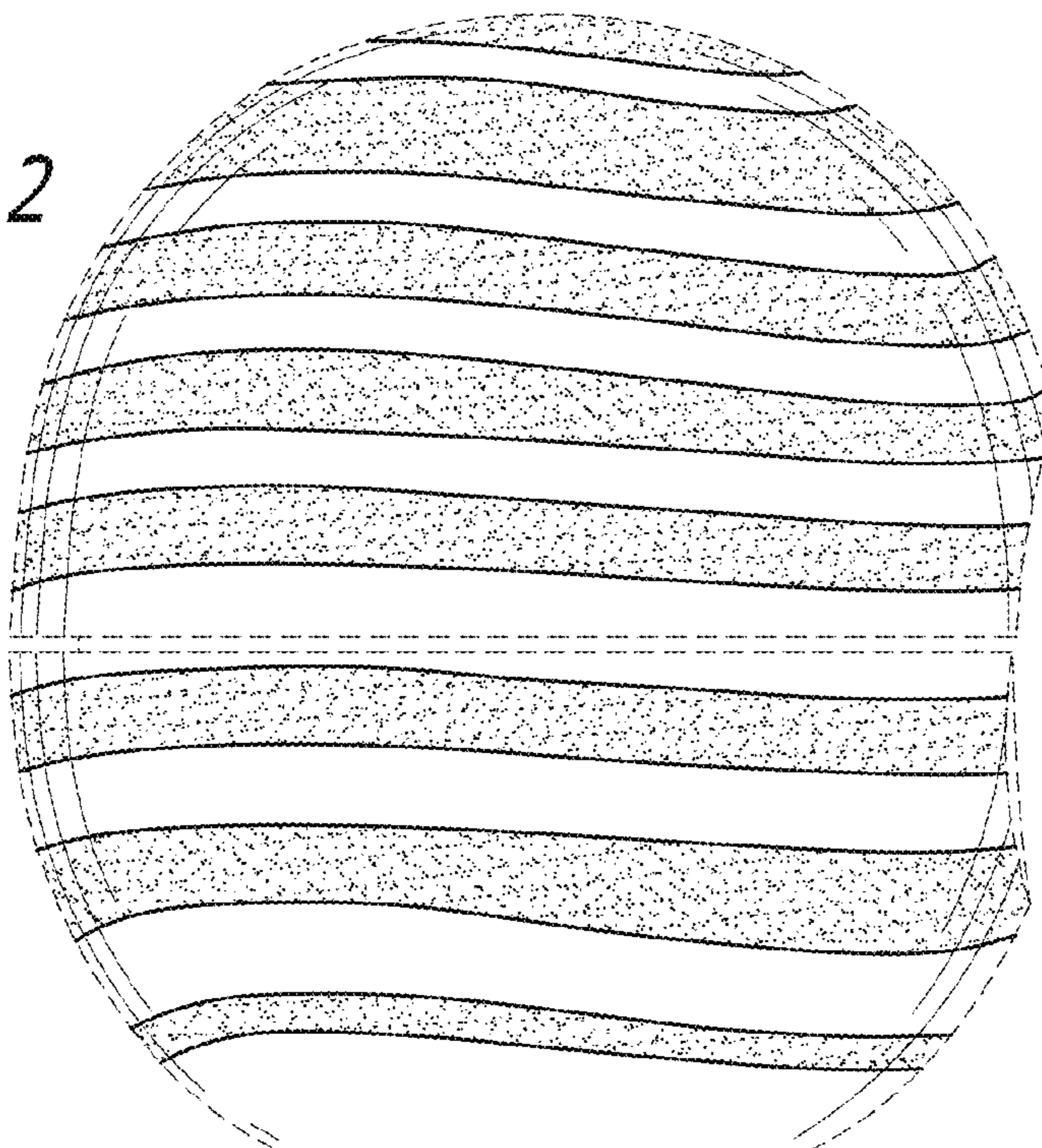


FIG. 3

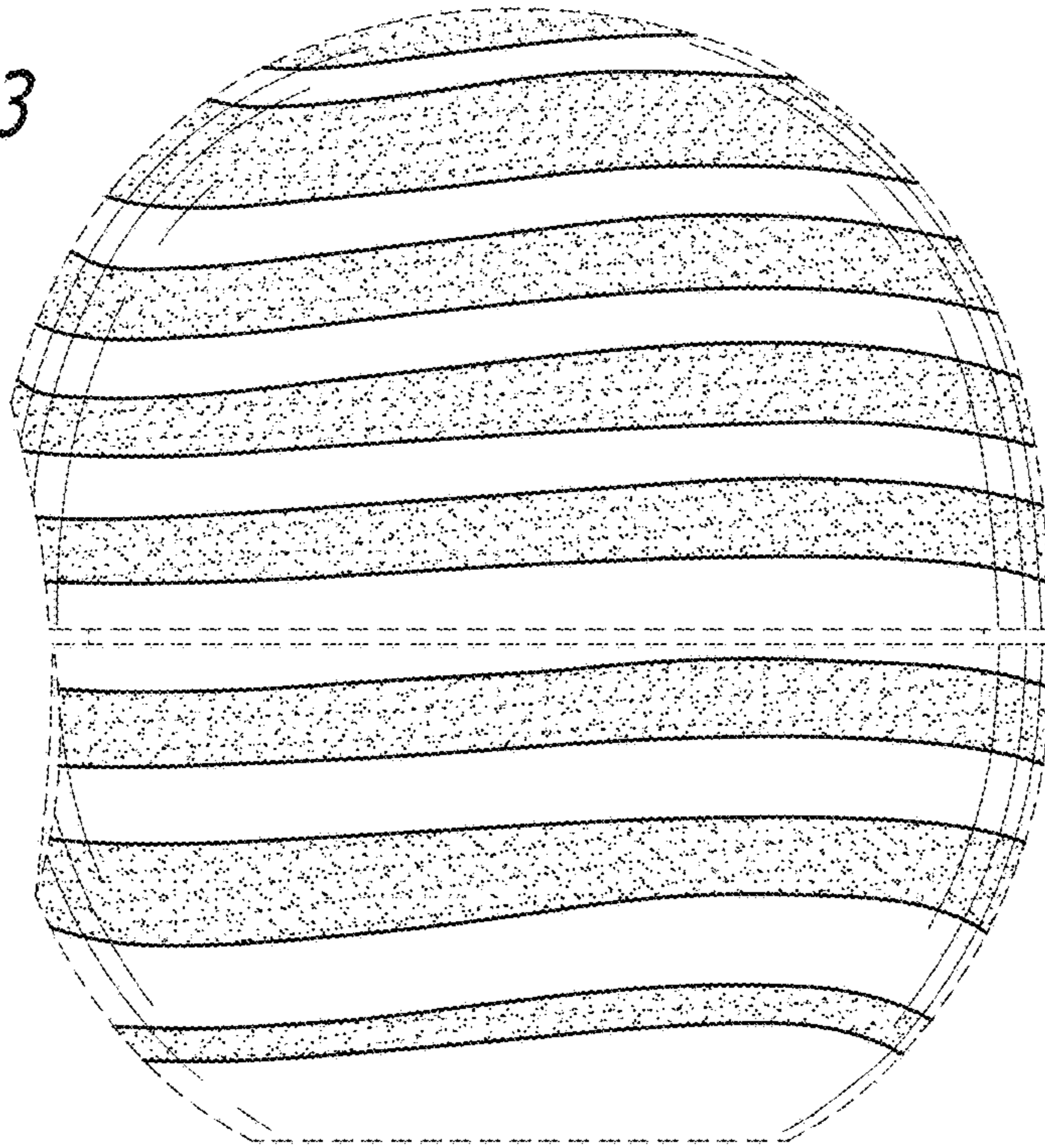


FIG. 4

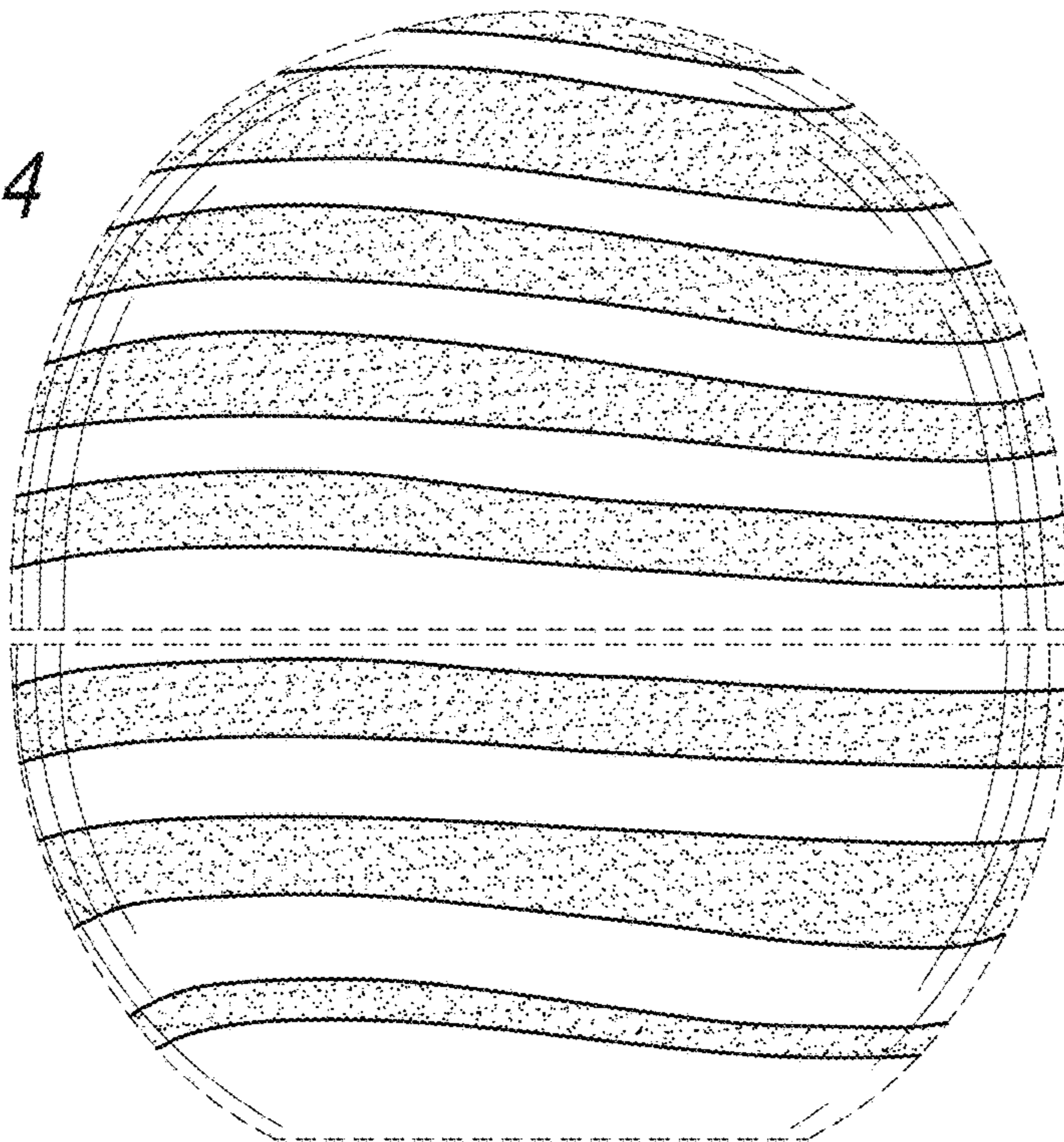


FIG. 5

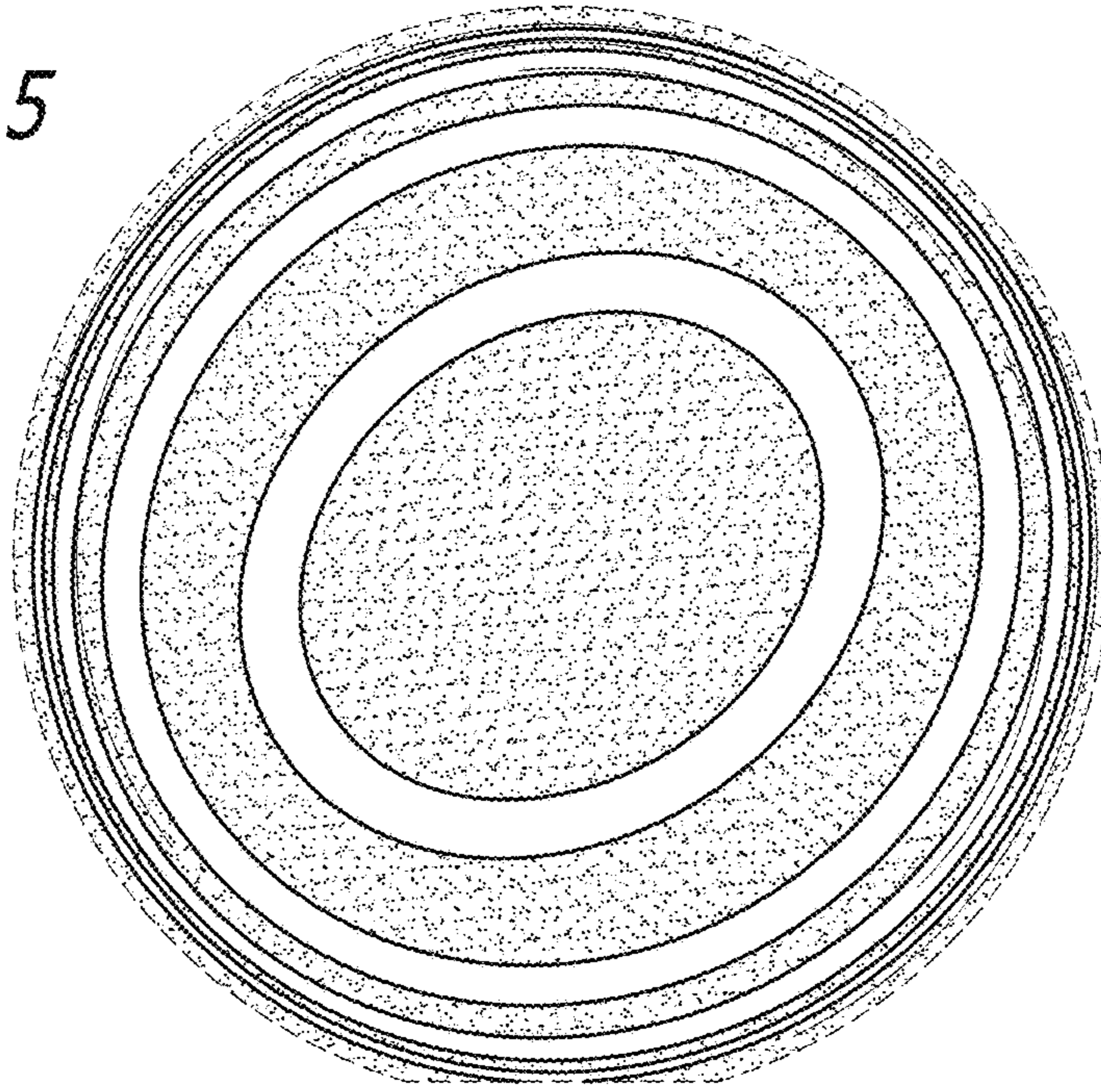


FIG. 6

