



US00D833075S

(12) **United States Design Patent**
Sugawara

(10) **Patent No.:** **US D833,075 S**
(45) **Date of Patent:** **** Nov. 6, 2018**

(54) **CARD HOLDER FOR TEETH CLEANING DEVICES**

(71) Applicant: **John Sugawara**, North Las Vegas, NV (US)

(72) Inventor: **John Sugawara**, North Las Vegas, NV (US)

(**) Term: **15 Years**

(21) Appl. No.: **29/607,720**

(22) Filed: **Jun. 15, 2017**

D275,453 S *	9/1984	Bankier	D9/415
5,240,415 A *	8/1993	Haynie	A61C 5/00
				206/63.5
D596,495 S *	7/2009	Dodd	D9/415
D610,747 S *	2/2010	Brownell	D28/65
8,181,786 B1 *	5/2012	Alas	A61C 15/00
				206/570
9,717,575 B2 *	8/2017	Chodorow	A61C 15/046
2005/0155873 A1 *	7/2005	Cohen	A61C 15/02
				206/37
2010/0084423 A1 *	4/2010	Zeitman	A61C 15/043
				221/267
2010/0086496 A1 *	4/2010	Lafferty	A61C 15/02
				424/48
2012/0325690 A1 *	12/2012	Brodkin	B65D 73/0028
				206/63.5

Related U.S. Application Data

(62) Division of application No. 29/548,967, filed on Dec. 17, 2015.

(51) **LOC (11) Cl.** **28-03**

(52) **U.S. Cl.**
USPC **D28/65**

(58) **Field of Classification Search**
USPC D28/65-68; 206/63.5; 132/321-329;
D9/715, 718, 721, 722, 732, 737, 756,
D9/414, 415, 419; D19/9-11; D5/7, 60,
D5/99; D11/6, 11, 119, 141
CPC A61C 15/00-15/048; A61C 17/005; A61C
3/025; A61C 3/06; A61C 15/046; A61B
17/06114; A46B 15/0069
See application file for complete search history.

(56) **References Cited**

U.S. PATENT DOCUMENTS

D222,402 S *	10/1971	Burnhill	D9/737
4,006,750 A *	2/1977	Chodorow	A61C 15/046
				132/323

* cited by examiner

Primary Examiner — Anhdao Doan

Assistant Examiner — Mary Malley

(74) *Attorney, Agent, or Firm* — Weide & Miller, Ltd.

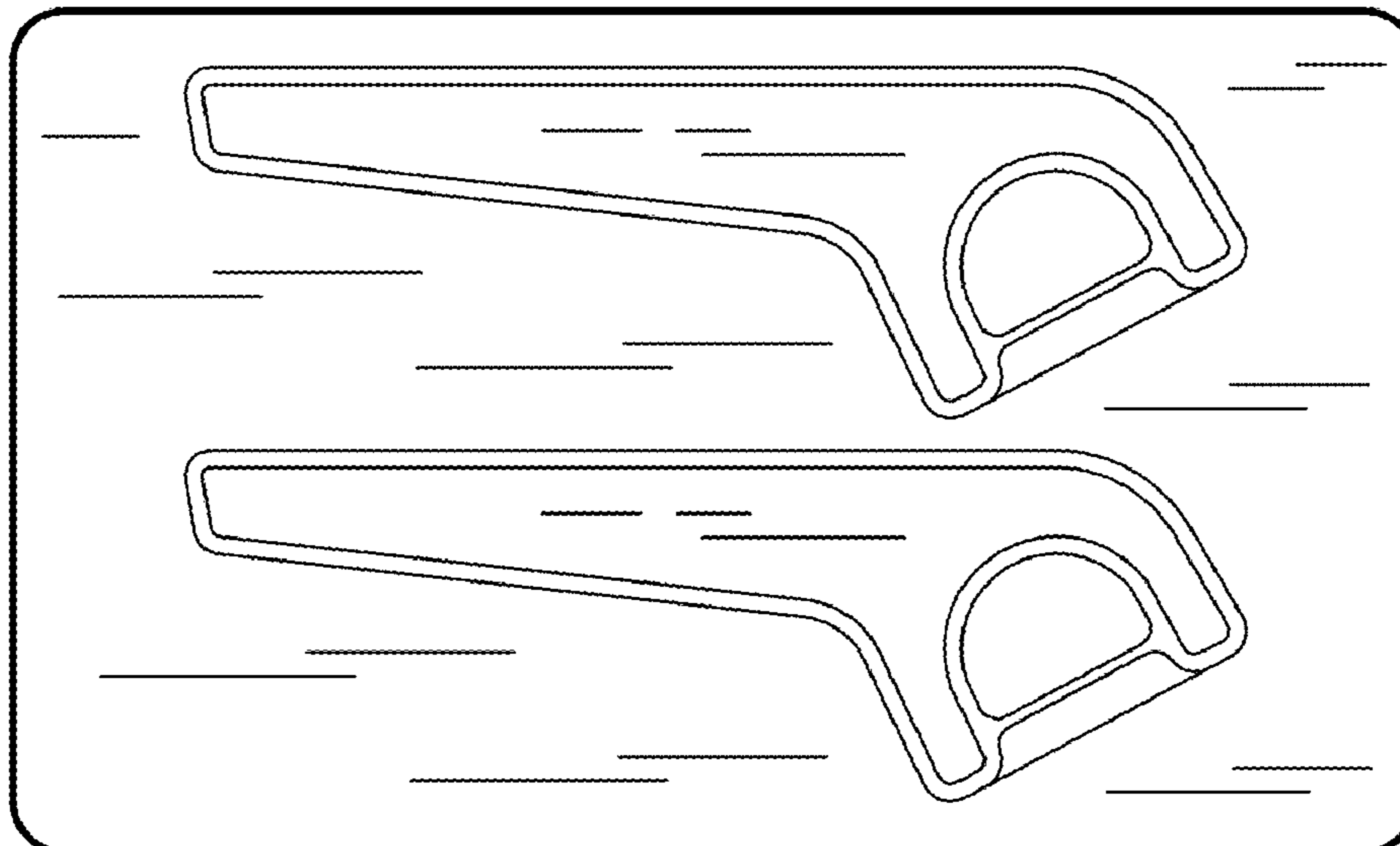
(57) **CLAIM**

The ornamental design for a card holder for teeth cleaning devices, as shown and described.

DESCRIPTION

FIG. 1 is a front view of a card holder for teeth cleaning devices showing the new design;
FIG. 2 is a rear view thereof;
FIG. 3 is a top view thereof, the bottom view being a mirror image;
FIG. 4 is a side view thereof; the opposite side view being a mirror image; and,
FIG. 5 is a front view thereof with an outer layer removed. The broken lines indicate unclaimed portions of the article and form no part of the claimed design.

1 Claim, 2 Drawing Sheets



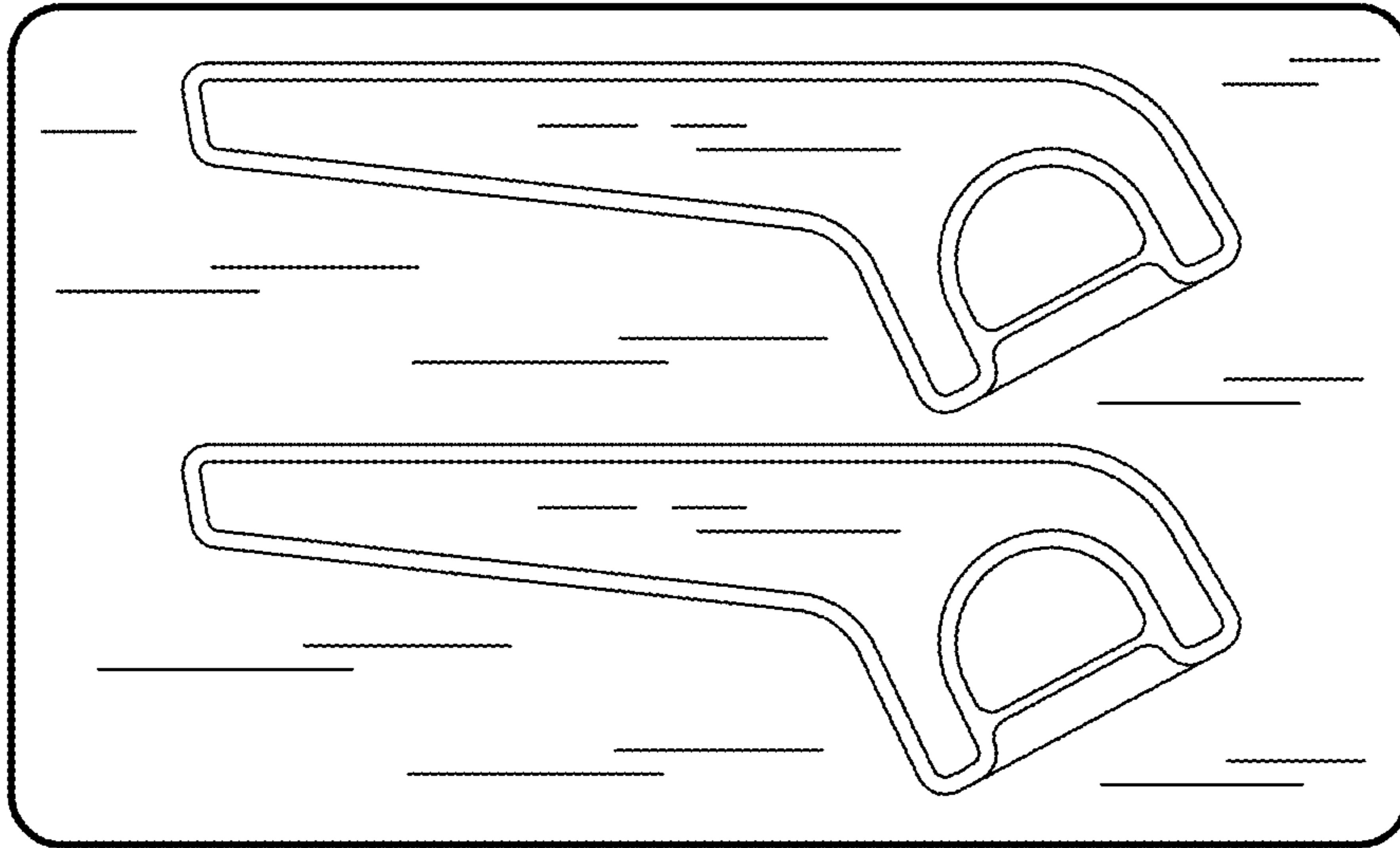


FIG. 1

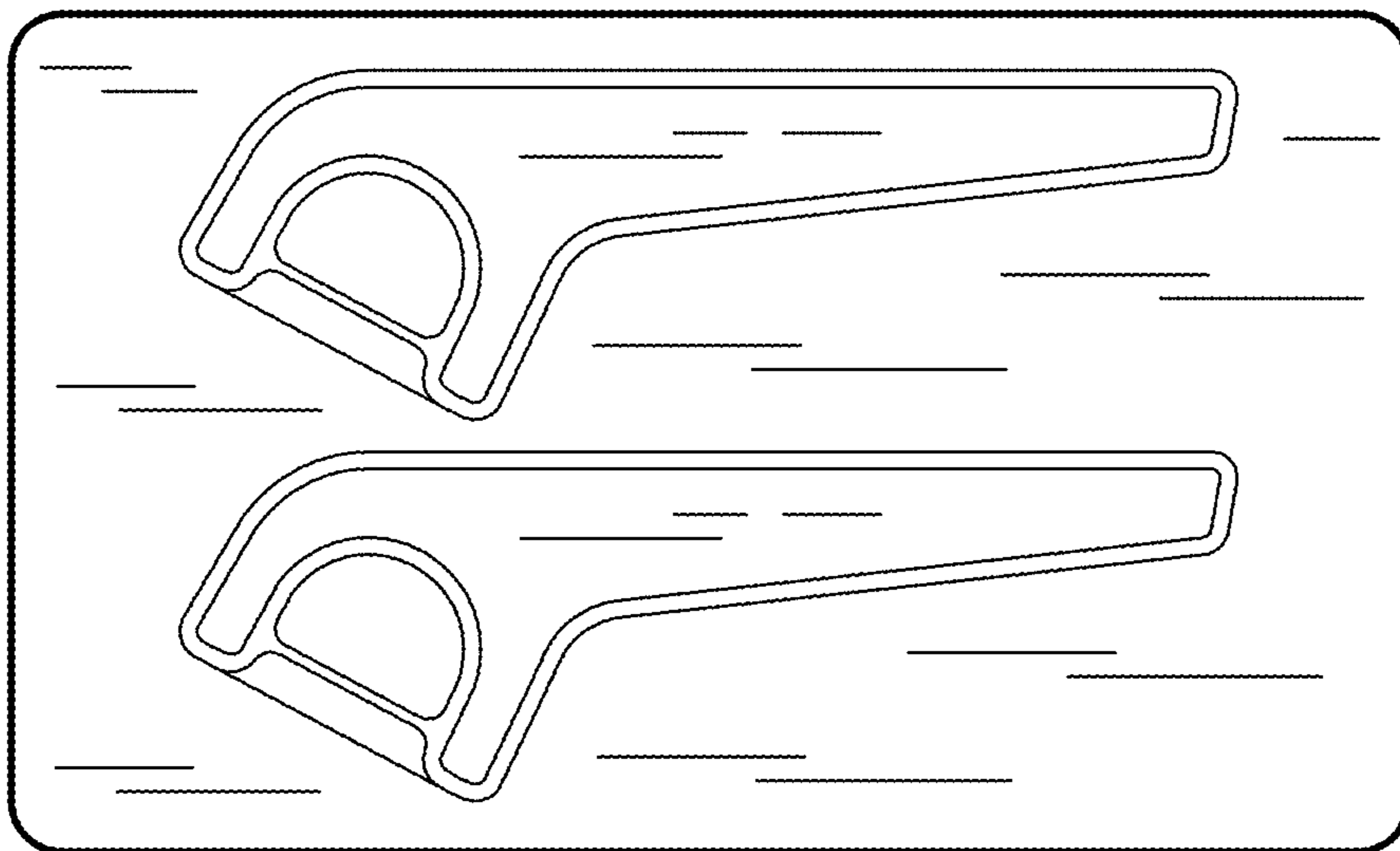


FIG. 2



FIG. 3



FIG. 4

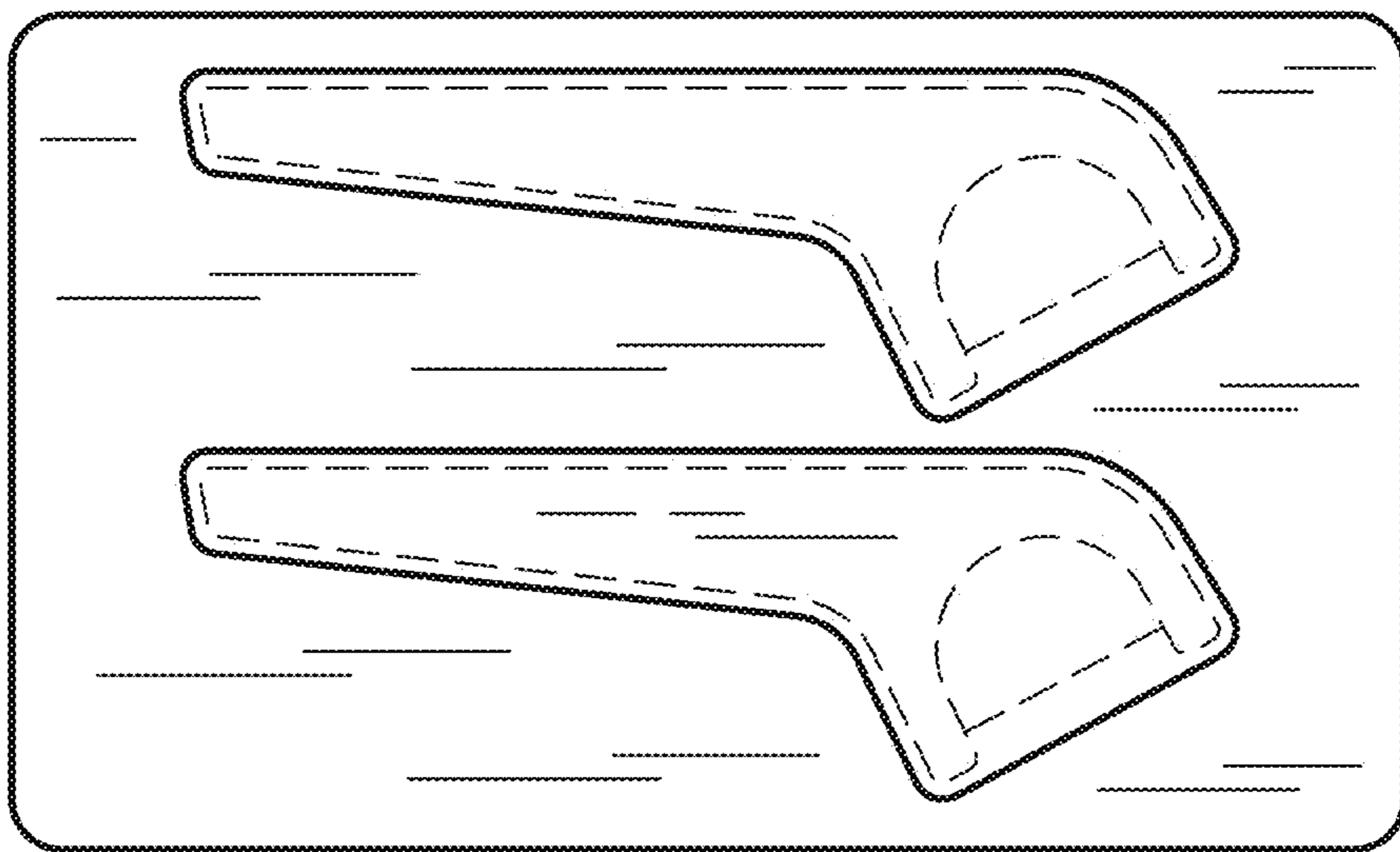


FIG. 5